

**PUBLIC ACCOUNTS
OF THE
REPUBLIC OF TRINIDAD AND TOBAGO
FOR THE
FINANCIAL YEAR 2010**



REPUBLIC OF TRINIDAD AND TOBAGO



**VOLUME 1
TREASURY STATEMENTS AND
APPROPRIATION ACCOUNTS
OF THE
MINISTRY OF FINANCE**



FINANCIAL YEAR 2010

**TREASURY STATEMENTS,
FUNDS FINANCIAL STATEMENTS,
APPROPRIATION ACCOUNTS
AND STATEMENTS OF
RECEIPTS AND DISBURSEMENTS
OF THE
MINISTRY OF FINANCE
AND
REPORT ON THE GOVERNMENT
EMPLOYEES' PROVIDENT FUND**

VOLUME 1

VOLUME 1 (PART 1)

	<i>Page</i>
TABLE OF CONTENTS	i
<i>Introduction</i>	iii
<i>Section 1</i>	
Statement of Declaration and Certification	1
<i>Section 2 : Treasury Statements</i>	4
The Exchequer Account	5
The Statements of Public Debt.....	12
The Off-Balance Sheet Financing Tables.....	79
The Statement of Loans from General Revenue.....	81
The Statement of Revenue.....	88
The Statement of Expenditure	132
The Consolidated Statement of Assets and Liabilities	135
The Consolidated Fund	137
Notes to the Accounts	138
Statement of Loans from the Funds for the Long-Term Development.....	143
<i>Section 3 - Funds Financial Statements</i>	
Schedule of Special Funds	154
Schedule of Trust Funds.....	155
<u>Unemployment Fund</u>	
I) Statement of Receipts and Payments.....	156
II) Statement of Assets and Liabilities	157
<u>Road Improvement Fund</u>	
I) Statement of Receipts and Payments.....	158
II) Statement of Assets and Liabilities	159
<u>Infrastructure Development Fund</u>	
I) Statement of Receipts and Payments.....	160
II) Statement of Assets and Liabilities	161
<u>National Union of Government and Federated Workers Training Fund</u>	
I) Statement of Receipts and Payments.....	162
II) Statement of Assets and Liabilities	163
<u>Government Assistance for Tuition Expenses (GATE) Fund</u>	
I) Statement of Receipts and Payments.....	164
II) Statement of Assets and Liabilities	165

continued

continued	Page
 <u>Green Fund</u>	
I) Statement of Receipts and Payments.....	166
II) Statement of Assets and Liabilities	167
 <u>CARICOM Trade Support Fund</u>	
I) Statement of Receipts and Payments.....	168
II) Statement of Assets and Liabilities	169
 <u>CARICOM Petroleum Fund</u>	
I) Statement of Receipts and Payments.....	170
II) Statement of Assets and Liabilities	171
 Appendices	
Appendix 1.....	173
 Section 4: Appropriations	
Head 18: Ministry of Finance	174
Consolidated.....	175
Comptroller of Accounts (AU12).....	180
Chairman, Board of Inland Revenue (AU13).....	210
Comptroller of Customs and Excise (AU 14)	228
Head 19: Charges on Account of the Public Debt	244
Head 20: Pensions and Gratuities	
Consolidated	273
Pensions and Gratuities (AU 28)	277
 Section 5: Statements of Receipts and Disbursements	
Receivers of Revenue:	286
Permanent Secretary, Ministry of Finance	287
Permanent Secretary, Ministry of Finance (Investment Division)	290
Comptroller of Accounts	294
Comptroller of Customs and Excise	305
Chairman Board of Inland Revenue.....	313
 Section 6: Report on the Government Employees' Provident Fund	
	319
 Section 7: Deposit Accounts Financial Statements (see Volume 1 Part 2)	

INTRODUCTION

PART 1

MINISTER OF FINANCE

In accordance with the Exchequer and Audit Act, Chapter 69:01 “Treasury” means the Minister, and includes such officer or officers in the Ministry of Finance as may be deputed by the Minister to exercise powers and to perform duties under this Act.”

2. The Minister of Finance is responsible for the control and management of the financial affairs of the State. One of the core agencies through which this is accomplished is the Treasury Division. Most of the responsibilities of the Treasury Division emanate from various laws and regulations, the principal of these being the Constitution of the Republic of Trinidad and Tobago (Chapter 8); the Exchequer and Audit Act, Chapter 69:01; the Financial Regulations to the Exchequer and Audit Act and the Financial Instructions 1965.

TREASURY DIVISION

Vision

3. To be the premier Public Sector institution in the region for innovative public financial management and accountability systems.

Mission

4. To contribute to enhancing the quality of life of citizens, by promoting good governance of the state’s resources through the provision of dynamic Financial Management Systems and Services in a timely and professional manner.

Responsibilities

5. The core responsibilities of the Treasury Division are to provide financial management and accounting services to Ministries and Departments; to produce the Consolidated Accounts and ensure that the Public Accounts of the Republic of Trinidad and Tobago are laid in Parliament on a timely basis; to administer superannuation and/or terminal benefits to retired public officers/beneficiaries. To facilitate these operations, the Treasury Division is divided into three broad functional areas as follows: -

- (i) Financial Management;
- (ii) Treasury Management; and
- (iii) Pensions Management.

6. In the execution of its responsibilities for the management of the financial affairs of the State, the Treasury Division develops implements and monitors financial management and accounting systems throughout the Public Service. In monitoring the systems it has the authority to inspect all offices and to have such access to all official books, documents and other records as may be necessary for the exercise of its powers. In addition, the Division ensures that the internal audit operates efficiently and effectively. This internal control exists to provide each Accounting Officer with the assurance that accounting systems are adequate and operating in accordance with Government’s legislation/accounting policies/guidelines so as to provide accurate, relevant and reliable financial information.

7. The Treasury Division, in fulfilling its obligations continues to improve the Financial Management System in order to ensure greater accountability and transparency in respect of the management of public funds. To this effect the Division is seeking to take full advantage of new technologies to increase efficiencies and improve service delivery to its customers. As a result, the following initiatives and system upgrades are being undertaken.

Output Management and Integrated Financial Management Information System (IFMIS)

8. The Treasury Division is committed to enhancing the integrity, accountability and transparency of Government financial transactions. To this end, proposals have been made for the introduction of Output Management and the implementation of an IFMIS.

9. Output Management represents a change in the budgetary system from its current line item format to output budgeting, which incorporates the presentation of specific outputs to be delivered at specific costs. With this system, managers would be accountable for the delivery of outputs which can be delivered in terms of quantity, quality, cost, location and timelines.

10. The IFMIS is the tool which will support the Output Management process. It will integrate current best practice in accounting and budgeting. Additionally, it will provide more timely, reliable and relevant financial information.

Government Payment System (GPS)

11. The Treasury Division has implemented the Government Payment System (GPS) in all Accounting Units for the processing of all payments in the Public Service. The system has the ability to process payments via Cheque or Electronic Funds Transfer (EFT). The cheque module has been implemented in all Ministries/Departments; the EFT module will be implemented upon the enactment of the relevant legislation.

12. The system also facilitates automated reconciliation. The automated reconciliation function will gradually replace the existing manual system. The new system will automatically match *'payment issues' with 'payments cleared'*.

13. Risk Management Measures were also carefully introduced into the system as part of the contingency plans. These procedures were adopted to ensure accurate and reliable processing. As part of the measures a Business Continuity Plan was implemented should there be a communication failure.

14. The Treasury Division has taken the initiative to further improve the integrity of the payment system by incorporating Bio-Metrics as part of the overall security which is necessary to allow the system to meet the required industry security standards. The finger print reader will allow only authorized access to the system. The readers were obtained during this financial year and will be implemented in all Accounting Units by the second quarter of financial year 2010/2011.

Integrated Global Payroll (IGP)

15. The IGP system is a fully automated PeopleSoft payroll solution. In respect of monthly paid officers, the system is integrated with the Government's Human Resource Information System (IhRIS). To date, over 95,000 monthly paid employees and Government pensioners as well as over 8,000 daily paid workers are paid through the IGP system. Efforts are continuing to have the remaining daily paid workers paid through this system on a phased basis in the Financial Year 2011.

16. Improvements to the system are on-going. In this regard, an Electronic Pay Record Card is being developed. Each employee's record will be held on the system and will replace the manual record when implemented. Further, the implementation of paysheets by Accounting Votes will enable all Ministries and Departments to generate a single paysheet which includes salary, acting and other related allowances and to charge each category to the relevant item of expenditure. The benefits to be gained with the implementation of these functionalities are reduction in workload, quicker retrieval of data, accuracy of records, timely preparation of TD4 certificates and further process rationalization.

17. Additionally, three reports are being finalized to be generated from the IGP/IhRIS system. The objective of these reports is to ensure that accurate data is being entered on the system thereby minimizing/avoiding the incidence of overpayments of salaries and allowances.

These reports are: The Daily HR Transaction Summary Report, the Daily Payroll Transaction Report, and the Check Staff Report.

18. A Business Data Continuity Center, which provides full backup to the IGP/IhRIS system, has been implemented. This center will provide a Real Time back-up solution in the event that the production site is compromised.

Debt Management and Financial Analysis System (DMFAS)

19. DMFAS is an electronic database management system which links the agencies responsible for the management of the Public Debt. These agencies are the Economic Management Division, the Investments Division and the Treasury Division of the Ministry of Finance and also the Central Bank of Trinidad and Tobago. The system facilitates the recording, servicing and reporting of the Public Debt and thus provides Government with the capacity to manage the debt effectively. This link has provided access to view data held on the system. To date, staff has been trained in Data Entry and Reporting. **The validation of the database commenced in 2009 and completion is expected by the first quarter of Financial Year 2011.**

Pensions Reform

20. The Government proposes to implement a fully automated Pensions Administration System to replace the existing Document Management System with the objective of paying retirement benefits when they fall due. This system would provide existing officers with the on-line facility of having their pensions calculated automatically.

Loans Management Application System (LMAS)

21. The Treasury Division is responsible for the management of the motor vehicle and other loans portfolio. These loan facilities may be accessed by eligible Public Officers and Government officials. Through the upgrade of the Loans Management Applications System (LMAS), the Division has been successful in improving the approval of loans to 1 day. The updating of officers' accounts continues.

22. The defaulter's program which is currently in use identifies those accounts which are not being serviced. A Collections Unit will be established to monitor and investigate defaulters.

23. Modification of LMAS is continuing to facilitate the electronic transmission of information on:

- i. New loans from LMAS to the Government's Integrated Human Resource Information System (IhRIS).
- ii. Loan deductions from IhRIS to LMAS to Cash Receipting System at the Treasury. These modifications are intended to speed up the processing of loan repayments and will be completed and implemented in the second quarter of Financial Year 2011 and
- iii. The Automation of the process for refunds.

24. "The Customer's Guide", a booklet designed to assist clients by providing the procedures to be followed and relevant documents to be submitted when applying for loans is being utilized by our clients to access the motor vehicle loans. The Loans Management Unit is utilizing a customer's feedback form which provides information from our customers. The feedback received assists in improving the delivery of our services.

25. In addition, customers can visit the Ministry of Finance web site: www.finance.gov.tt for additional information.

Public Accounts on CD

26. The Treasury Division has introduced the distribution of the Public Accounts of the Republic of Trinidad and Tobago using compact discs (CDs) thereby taking away the task of printing the hard copies of the books from the Government Printery. This allows for easy storage, retrieval of and access to the information.

PART 2

SUBMISSION AND AUDIT OF THE PUBLIC ACCOUNTS OF THE REPUBLIC OF TRINIDAD AND TOBAGO

27. Paragraphs 24 (1) (a), (b) and (c), 24 (2) (a) and (b), and 25 (1) of the Exchequer and Audit Act, Chapter 69:01 as amended by Act No. 23 of 1998 prescribe as follows: -

24 (1) (a)

The Treasury shall cause to be transmitted to the Auditor General accounts showing fully the financial position of the Republic of Trinidad and Tobago as at the end of the financial year. These accounts are to include the following statements: -

- (i) the Exchequer Account;
- (ii) the statement of public debt;
- (iii) the statement of loans from revenue;
- (iv) the statement of revenue showing the sums estimated to be received into the Exchequer Account and the sums actually received in the period of account;
- (v) the statement of expenditure showing the sums to be issued out of the Exchequer Account and the sums actually issued in the period of account;
- (vi) the statement of the loans or credits guaranteed by the State;
- (vii) the statement of assets and liabilities; and
- (viii) such other statements as Parliament may require from time to time.

24 (1) (b)

Accounting officers shall prepare and transmit to the Auditor General appropriation accounts of the moneys expended under the votes for which they were responsible, showing the services for which the money was voted, the sums actually expended on each such service during the period of account, and the state of each vote compared with appropriation.

24 (1) (c)

Receivers of revenue shall prepare and transmit to the Auditor General statements of their receipts and disbursements in such forms as the Treasury may direct.

24 (2) (a)

Officers administering a fund under the provision of section 43 shall, in respect of the fund, prepare, sign and transmit to the Auditor General an account relating to the period of account in such form as the Treasury may direct.

24 (2) (b)

Officers administering any trust fund or other fund or account not provided for in this section shall, if so directed by the Treasury prepare, sign and transmit to the Auditor General an account in such form as the Treasury may direct.

25 (1)

On receipt of the above accounts prescribed by section 24, the Auditor General shall cause them to be examined and audited and shall, within a period of seven months after September 30, prepare and submit a report on the accounts to the Minister of Finance.

28. Section 116 (4) – (5) of the Constitution of the Republic of Trinidad and Tobago requires the Auditor General to submit reports annually to the Speaker, the President of the Senate and the Minister of Finance. The

President of the Senate and the Speaker shall cause the report to be laid before the Senate and the House of Representatives at the next sitting of the Senate and the House respectively.

29. The accounts for the financial year ended 2010 September 30 shall be submitted by 2011 January 31, to the Auditor General who is required to report on these accounts by April 30 in compliance with the statutory requirement.

STATEMENTS SUBMITTED IN ACCORDANCE WITH SECTION 24(a) OF THE EXCHEQUER AND AUDIT ACT, CHAPTER 69:01

(i) The Exchequer Account

30. The Exchequer Bank Account at Central Bank of Trinidad and Tobago showed a deficit of \$13,194,288,777.77 as at 2010 September 30. This amount was reconciled with the records of the Treasury Division.

(ii) The Statement of Loans from General Revenue

31. At the end of the financial year 2010, the Statement of Loans from General Revenue reflects an outstanding balance of \$1,813,540,694.14. The year end under review showed that \$37,904,781.08 was repaid/written-off.

(iii) The Statement of Revenue

32. Total Revenue earned in the financial year under review was \$43,671,089,617.10. This reflects an increase of \$3,506,778,990.04 over total revenue earned in the previous financial year. This was attributed mainly to increases in oil revenue and income and corporation taxes of approximately \$3 Bn.

33. The Estimates of Revenue is classified into four (4) categories namely: - Tax Revenue, Non-Tax Revenue, Capital Receipts and Financing (Borrowings). An analysis of revenue for the last five financial years is shown below:-

TABLE 1

COMPARATIVE REVENUE TABLE FOR THE FINANCIAL YEARS 2006 TO 2010

	Tax Revenue	Non-Tax Revenue	Capital Receipts	Borrowings	TOTAL
2006	33,493,216,197.18	3,910,970,474.14	4,043,568.67	205,604,654.13	37,613,834,894.12
2007	34,209,142,431.63	4,271,680,094.33	29,581,701.55	1,956,293,026.97	40,466,697,254.48
2008	49,271,765,712.84	5,043,554,672.71	37,589,516.96	1,201,871,235.86	55,554,781,138.37
2009	31,089,750,124.06	6,475,341,524.17	51,346,885.18	2,547,872,093.65	40,164,310,627.06
2010	35,760,246,473.64	6,537,968,362.69	230,903,659.10	1,141,971,121.67	43,671,089,617.10

COMPARATIVE REVENUE CHART FOR THE FINANCIAL YEARS 2006 TO 2010

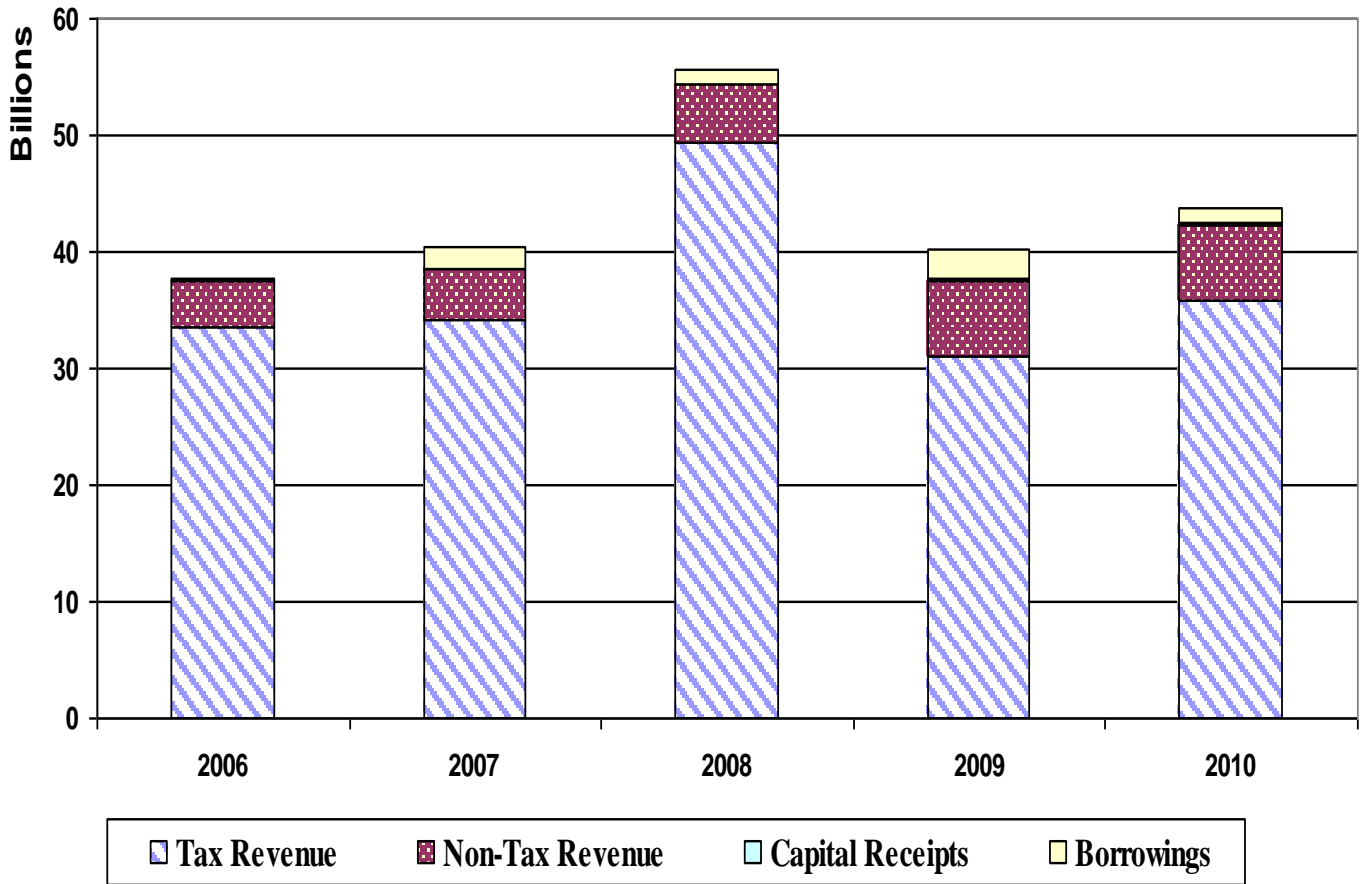


CHART 1 Paragraph 33 refers

Note: The Capital Receipts segment cannot be easily seen on the flowchart as these figures are relatively small in comparison with the other figures.

(iv) The Statement of Expenditure

34. According to the books of the Treasury, the actual expenditure incurred in the financial year was \$46,112,566,298.62 which represents an increase of approximately \$784 Mn. (2 %) from the last financial year. The original and supplementary provisions for the year totaled \$50,238,708,026.00.

35. A comparison between Total Revenue and Total Expenditure for the last five (5) financial years is shown on Table 2: -

TABLE 2
Comparison between Total Revenue and Total Expenditure
for the financial years 2006 to 2010

Financial Year	Actual Revenue \$	Actual Expenditure \$	Surplus/(Deficit-Financed by the Exchequer Account) \$	% of Surplus/(Deficit) to Revenue
2006	37,613,834,894.12	39,295,563,742.53	(1,681,728,848.41)	(4.4%)
2007	40,466,697,254.48	41,538,807,838.32	(1,072,110,583.84)	(2.6%)
2008	55,554,781,138.37	55,459,762,820.85	95,018,317.52	0.17%
2009	40,164,310,627.06	45,328,777,837.76	(5,164,467,210.70)	(12.8%)
2010	43,671,089,617.10	46,112,566,298.62	(2,441,476,681.52)	(5.59%)

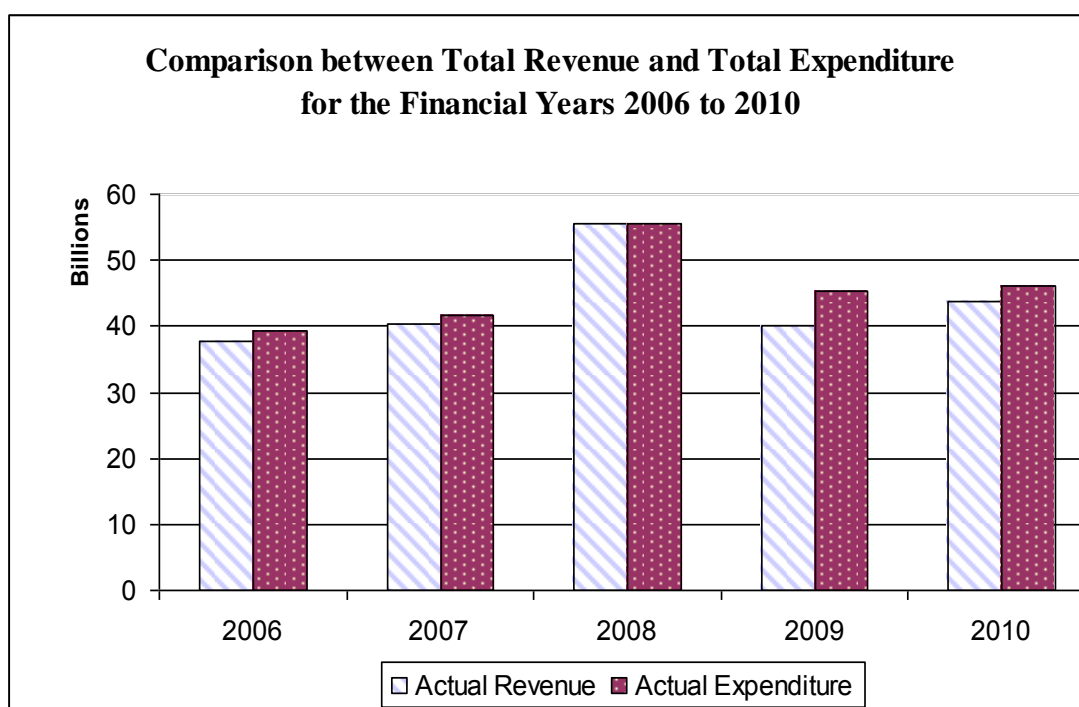


CHART 2 Paragraph 35 refers

(v) The Statement of Public Debt

36. The Public Debt comprises balances on long-term loans and credit instruments raised on the domestic and foreign markets. The Public Debt recorded at 2010 September 30 was \$32,261,615,002.60. This figure represents an overall increase of \$2,719,967,206.99 when compared with the previous year as detailed below:-

	2010	2009
Head 19: Local Loans	19,233,070,321.73	14,877,630,326.20
Head 19: External Loans	8,728,909,436.27	9,729,260,317.65
Head 18: Ministry of Finance	4,299,635,244.60	4,934,757,151.76
Total	32,261,615,002.60	29,541,647,795.61

The analysis with respect to the Public Debt is contained in the Public Debt Statements.

SECTION 1

STATEMENT OF DECLARATION

&

CERTIFICATION

STATEMENT OF DECLARATION AND CERTIFICATION

The following Statements for the Financial Year 2010 which are statutorily due by 2011 January 31 in accordance with Section 24 (1) (a) and (b) and 24 (2) (a) and (b) of the Exchequer and Audit Act, Chapter 69:01 as amended by Act No. 23 of 1998 are submitted:

Volume 1 (Part 1):

Section 24 (1) (a):

- (i) the Exchequer Account;
- (ii) the statements of Public Debt;
- (iii) the statement of Loans from Revenue;
- (iv) the statement of Revenue showing the sums estimated to be received into the Exchequer Account and the sums actually so received in the period of account;
- (v) the statement of Expenditure, showing the sums to be issued out of the Exchequer Account and the sums actually so issued in the period of account;
- (vi) the statement of Assets and Liabilities;
- (vii) the statement of Loans or Credits guaranteed by the State;
- (viii) such other statements as Parliament may from time to time require:
 - (a) the statement of Loans from the Funds for Long -Term Development.

Section 24 (1) (b):

- Appropriation Accounts
- (i) Head: 18 - Ministry of Finance
- (ii) Head: 19 - Charges on Account of the Public Debt
- (iii) Head: 20 - Pensions and Gratuities

Section 24 (2) (a); Section 43 (2)

- (i) Funds

Section 24 (2) (b):

- (i) Other Funds


Volume 1 (Part 2):

Financial Instructions 1965 Part XIII No. 212


- (i) Deposit Accounts Financial Statements

2. The Treasury Division's internal control procedures provide reasonable assurance as to the integrity and reliability of the Financial Statements.

3. As Accounting Officer, I certify that the Financial Statements for the financial year ended 2010 September 30 have been reconciled with the records of the Treasury and in my opinion, these Financial Statements fairly reflect the financial position of the Government of the Republic of Trinidad and Tobago for the year ended 2010 September 30.




Treasury Director
Treasury Management
2011 January 31



Comptroller of Accounts

2011 January 31



Accounting Officer
Permanent Secretary
Ministry of Finance
2011 January 31

4. **Section 24 (1) (c):**

Statements of Receipts and Disbursements

In accordance with Section 24 (1) (c) of the Exchequer and Audit Act, Chapter 69:01, as amended by Act No. 23 of 1998, the following Statements of Receipts and Disbursements in respect of moneys collected under the particular items of Revenue are submitted by the respective Receivers of Revenue of the Ministry of Finance:-

- (i) Permanent Secretary, Ministry of Finance
- (ii) Permanent Secretary, Ministry of Finance (Investment Division)
- (iii) Comptroller of Accounts
- (iv) Comptroller of Customs and Excise
- (v) Chairman Board of Inland Revenue

5. **Divisional Appropriation Accounts**

The following Divisional Appropriation Accounts are submitted by the respective Divisional Heads of the Ministry of Finance:-

- (i) Head: 18 (AU 12) Comptroller of Accounts
- (ii) Head: 18 (AU 13) Chairman Board of Inland Revenue
- (iii) Head: 18 (AU 14) Comptroller of Customs and Excise
- (iv) Head: 20 (AU 28) Pensions and Gratuities

6. **Provident Fund Act, Chapter 23:57 as amended by Section 2 (b) (ii) of the Finance (Miscellaneous Provisions) Act No. 39 of 2000**

The Report on the working of the Government Employees' Provident Fund for the Financial Year ended 2010 September 30 is submitted.

SECTION 2

TREASURY STATEMENTS

**EXCHEQUER ACCOUNT
RECEIPTS AND PAYMENTS
AND
BANK RECONCILIATION
STATEMENTS
AS AT
2010 SEPTEMBER 30**

EXCHEQUER ACCOUNT AS AT 2010 SEPTEMBER 30
RECEIPTS AND PAYMENTS FOR THE FINANCIAL YEAR 2010

	\$	¢
Treasury Card balance as at 2009 October 01	(10,789,303,391.50)	

Add: Receipts into Exchequer Account for 2009 October 01 to 2010 September 30

		\$	¢	
2009	October	2,344,343,544.06		
2009	November	1,420,457,394.75		
2009	December	1,390,399,697.40		
2010	January	2,570,655,263.41		
2010	February	2,887,659,660.74		
2010	March	1,944,128,821.71		
2010	April	9,110,253,342.71		
2010	May	4,184,186,565.22		
2010	June	1,780,208,682.61		
2010	July	4,973,814,721.12		
2010	August	3,084,573,621.39		
2010	September	8,016,917,393.09		43,707,598,708.21
				32,918,295,316.71

Less: Payments from Exchequer Account for 2009 October 01 to 2010 September 30

		\$	¢	
2009	October	2,683,318,981.76		
2009	November	3,270,441,007.00		
2009	December	3,427,609,946.03		
2010	January	3,993,736,912.26		
2010	February	2,237,157,520.01		
2010	March	3,995,237,555.68		
2010	April	3,905,087,454.93		
2010	May	2,994,376,664.44		
2010	June	3,315,547,087.60		
2010	July	4,154,827,524.66		
2010	August	4,259,233,051.63		
2010	September	7,876,010,388.48		46,112,584,094.48

Treasury Card balance as at 2010 September 30	(13,194,288,777.77)	
---	----------------------------	--

RECONCILIATION STATEMENT OF THE EXCHEQUER BANK ACCOUNT AS AT 2010 SEPTEMBER 30

	\$	c	\$	c	\$	c
Treasury Cash Card Balance as at 2010 September 30					(13,194,288,777.77)	
Add: Unpaid Cheques current year Balance as at 2010 September 30			1,997,046,761.36			
Less: (i) Amount short posted as paid cheques on 1980 June 18		(288.00)				
(ii) Amount short posted as paid cheques on 1982 April 30		<u>(7,176.74)</u>	<u>(7,464.74)</u>			
Add: Unpaid Cheque Balance as at 2010 September 30			1,997,039,296.62		<u>1,997,039,296.62</u>	
					(11,197,249,481.15)	
Add: Outstanding Credits (Appendix A)		0.60				
Short Charges (Appendix B)		1.68				
Debit Adjustment to be made by Central Bank (App. G)	2,676,981,256.36				<u>2,676,981,258.64</u>	
					(8,520,268,222.51)	
Add: Amount incorrectly transferred from the Treasury Suspense Account to the Exchequer Account instead of the Deposit Bank Account on 2010 June 25		0.20			<u>0.20</u>	
					(8,520,268,222.31)	
Add: The Cheque listed hereunder was incorrectly cleared under the Infrastructure Development Fund Account instead of the Paymaster Account						
AU	<u>Cheque No.</u>	Cheque Date	Amount			
60/701	100000313	23/09/2008	138.00	138.00		<u>138.00</u>
						(8,520,268,084.31)
Add: The Amount 4,346,473.17 which represents a Closing Entry Client No. 33150386 dated 2010 July 30 was twice credited on 2010 July 30 and 2010 August 06 respectively			<u>4,346,473.17</u>		<u>4,346,473.17</u>	(8,515,921,611.14)

Add: The Cheques listed hereunder were incorrectly cleared
under the Infrastructure Development Fund Account
instead of the Paymaster Account

AU	<u>Cheque No</u>	<u>Date of Cheque</u>	<u>Date Cleared</u>	<u>Amount</u>		
64/701	I00000009	9/3/2010	12/3/2010	200,000.00		
64/701	I00000010	9/3/2010	12/3/2010	32,069.19	232,069.19	<u>232,069.19</u>
						(8,515,689,541.95)

Less: Overcharges (Appendix C)	(594.29)	
Credit Adjustment to be made by Central Bank (App. H)	(6,920,569,539.97)	
Outstanding Debits (Appendix D)	(0.02)	
Overposting by Central Bank (Appendix E)	(10.00)	
Short posting by Treasury (Appendix F)	<u>(0.09)</u>	<u>(6,920,570,144.37)</u>
		(15,436,259,686.32)

Less: The Amounts 2,058.53 and 2, 370.68 in respect of Other Government Transactions was twice debited on 2010 August 05 and 2010 August 10 respectively	<u>(4,429.21)</u>	<u>(4,429.21)</u>
		(15,436,264,115.53)

Add: Amounts to be adjusted re incorrect clearing by Central Bank

<u>Cheque No.</u>	<u>Cheque Date</u>	<u>Amount</u>	<u>Date Cleared</u>	<u>Short Cleared</u>		
P24/569892	1999/03/31	2,370.98	1999/04/01	0.03		
P24/680472	2000/03/31	1,603.56	2000/04/06	0.02	0.05	0.05

CENTRAL BANK BALANCE AS AT 2010 SEPTEMBER 30 (15,436,264,115.48)

Prepared by: *R. Rampersad*
2011/01/31

Checked by: *[Signature]*
2011/01/31

RECONCILIATION STATEMENT OF THE EXCHEQUER BANK ACCOUNT AS AT 2010 SEPTEMBER 30

APPENDIX A:

OUTSTANDING CREDITS:			\$ c
December	1982	<u>0.60</u>	
TOTAL:		<u>0.60</u>	

APPENDIX B:

SHORT CHARGES:			\$ c
December	1972	0.60	
30th April	1979	0.08	
4th February	1980	<u>1.00</u>	
TOTAL:		<u>1.68</u>	

APPENDIX C:

OVERCHARGES:			\$ c
January	1975	294.26	
30th September	1982	300.00	
March	1979	<u>0.03</u>	
TOTAL:		<u>594.29</u>	

APPENDIX D:

OUTSTANDING DEBITS:			\$ c
June	1977	<u>0.02</u>	
TOTAL:		<u>0.02</u>	

APPENDIX E:

OVERPOSTING BY CENTRAL BANK:			\$ c
10th September	1977	<u>10.00</u>	
TOTAL:		<u>10.00</u>	

APPENDIX F:

AMOUNT POSTED TO TREASURY CARD BUT NOT REFLECTED ON SUMMARY PAID CHEQUES FOR:			\$ c
29th September	1978	0.08	
30th October	1978	<u>0.01</u>	
TOTAL		<u>0.09</u>	

DEBIT ADJUSTMENT TO BE MADE BY CENTRAL BANK
APPENDIX G:

<u>DATE</u>	<u>AMOUNT</u>	<u>REMARKS</u>
July 31	18,786,955.16 404,982,897.05	OSM Transfers IDA Run I Transfers
August 31	21,528,560.24 324,809,812.69 5,364,665.14	OSM Transfers IDA Run 2 Transfers Closing Entries Transfers
September 30	8,915.23 20,231.20 29,600.84 369,245.99 1,675.01 2,861.22 900.00 13,703,686.88 44,016,505.32 636,288,713.46 3,843,453.82 227.56 12.73 1,137,487,538.34 62,129,424.66 2,382,984.80 1,222,389.02 <u>2,676,981,256.36</u>	Cash Transaction #88 Cash Transaction #87 Cash Transaction #89 Cash Transaction #90 Cash Transaction #95 IDA Run 10 Transfers Cash Transaction #99 IDA Run II Transfers OSM Transfers IDA Run 5 Transfers OSM Transfers OSM Transfers OSM Transfers IDA Run 13 Transfers Cash Transaction #120 IDA Run 15 IDA Run 16

CREDIT ADJUSTMENT TO BE MADE BY CENTRAL BANK
APPENDIX H:

<u>DATE</u>	<u>AMOUNT</u>	<u>REMARKS</u>
July 31	50.00	C.A.S.T Supplemental
	924,304.05	Tobago
	31,322,785.88	IDA Run I Transfers
	1,697,143.81	Closing Entries Transfers
	9,102.62	Closing Entries Transfers
August 31	45,310,476.36	DRS 2nd Period
	176,161,273.79	DRS 3rd Period
	121,781,758.59	DRS 4th Period
	496,037.48	Tobago
	15,594,792.53	IDA Run I Transfers
	2,500.00	Closing Entries Transfers
September 30	31,359,010.84	COA 29.09.10
	746,763,355.98	Shift I Transfers
	127,504,730.84	Shift 2 Transfers
	500,000.00	Cash Transaction #67
	3,231,028,870.29	Shift 3 Transfer
	121,194,345.20	DRS 1st Period
	59,542,189.85	DRS 2nd Period
	206,136,373.73	DRS 3rd Period
	626,320,383.18	DRS 4th Period
	435,779.97	Tobago
	11,960,908.22	Cash Transaction #86
	9,038.40	OSM Transfer
	10,992,276.37	IDA Run 3 Transfers
	1,148.61	Closing Entries Transfers
	4,796,008.44	Closing Entries Transfers
	4,761,393.63	IDA Run 4 Transfers
	868,165,248.47	IDA Run I Transfers
	3,066,032.02	IDA Run 2 Transfers
	3,489,850.57	IDA Run 6 Transfer
	21,601,506.45	Cash Transaction #93
	1,768,269.32	IDA Run 7 Transfers
	1,275,036.22	IDA Run 8 Transfer
	438,982,238.96	IDA Run 9 Transfer
	13,984.91	Cash Transaction #101
	1,533,308.08	Cash Transaction #91
	862.73	Osm Transfer
133,035.11	Cash Transaction #100	
3,900,126.71	Cash Transaction #107	
98.77	OSM Transfer	
406.84	OSM Transfer	
31,833.50	OSM Transfer	
76.35	OSM Transfer	
624.59	OSM Transfer	
961.71	IDA Run 14 Transfer	
<u>6,920,569,539.97</u>		

**STATEMENTS OF
PUBLIC DEBT
AS AT
2010 SEPTEMBER 30**

STATEMENTS OF PUBLIC DEBT

	Page
❖ Methodology.....	14
❖ Analysis of the Public Debt:	
Domestic	15
External	18
Head 18: Ministry of Finance.....	21
Summary.....	22
Definitions	28
Acronyms	31
❖ Statement of the Public Debt	32
❖ Statement of Letters of Comfort Issued by the Government of the Republic of Trinidad and Tobago	65
❖ Statement of Promissory Notes	69
❖ Statement of Balances outstanding on Build, Operate, Lease, and Transfer (BOLT) Projects	72
❖ Statement of Balances on Loans assumed by the Government of the Republic of Trinidad Tobago.....	73
❖ Statement of Loans or Credits Guaranteed by the State.....	74

METHODOLOGY

Methodology for aggregating data

Using the United Nations Conference on Trade and Development's (UNCTAD) Debt Management and Financial Analysis System (DMFAS), the MOF compiles data from detailed loan records and provides aggregated reports on the external debt of Central Government.

Converting to a common currency

To produce the summary tables, the debt data had to be converted into a common currency, either U.S. dollar or T.T. dollar. The conversion is as follows:

- a. Stock figures, such as debt outstanding are converted using end-period exchange rates;
- b. Flow figures, such as debt services and disbursements during the period, are converted using exchange rates as of the date of transaction;
- c. Projections are based on exchange rates specified usually for one date.

Future debt service payments

Projection on future debt service payments is performed based on the repayment terms of each loan (the start and end payment dates, periodicity, conversion factor, the year and month base for interest calculation, etcetera).

- a. Projection based total commitment, and
- b. Projection based on debt outstanding.

When projecting future debt service payments based on total commitment the undisbursed portion of the debt, which is distributed along the rest of disbursement period of loans is taken into account.

With this method, projections of future payment of principal and interest are calculated based on the amount of loan commitment. If during the life of the loan, there is/are amendment(s) to the amount of loan commitment, the future payment of principal and interest are recalculated based on the amount of the latest amended commitment/face value.

Similarly, projections of regular future commitment fees are calculated based on the undisbursed amount of the loan. Other fees are recorded following terms/related clauses in the loan contract/agreement.

Projections on future payments based on debt outstanding, on the other hand, are done without taking into consideration undisbursed portions of the loan so that the future payment of principal will reflect only portions of the debt that have been disbursed and unpaid.

SOURCES

Debt data

The principal sources of information for the tables are the database of the Central Government and Contingent Liabilities administered by MOF.

Reference data

The reference data or common information required in administering the debt data and/or transactions are composed of:

- a. Exchange rates;
- b. Common interest rates/variable interest rates, such as LIBOR.

The exchange rates applied for converting daily transactions (disbursement and debt services) and/or stock and projected flow figures are obtained from the Central Bank of Trinidad and Tobago for budget purposes.

ANALYSIS OF THE PUBLIC DEBT

“Analysis of the Public Debt” is a summary status on the public debt, which provides a broader view of the debt portfolio. It deals with the volume of the public debt and its breakdown and variations in stocks and flows between two points in time. It gives an analytical description of some of the debt variables and mainly examines the changes in the debt portfolio in fiscal year 2010 vis-à-vis the preceding fiscal year.

Statement of Public Debt

2. The Public Debt comprises of balances on long-term loans and credit instruments raised on the domestic and foreign markets. The Public Debt recorded at 2010 September 30 was \$ 32,261,615,002.60 as detailed below: -

	2010	2009
Head 19: Local Loans	19,233,070,321.73	14,877,630,326.20
Head 19: External Loans	8,728,909,436.27	9,729,260,317.65
Head 18: Ministry of Finance	<u>4,299,635,244.60</u>	<u>5,513,784,819.83</u>
Total	<u>32,261,615,002.60</u>	<u>27,218,007,990.23</u>

There was an overall increase of \$ 2,719,967,206.99 (9.2%) in the balance representing the Public Debt at 2010 September 30.

Domestic Debt

Local Loans - \$19,233,070,321.73

3. There are three borrowing instruments from the domestic sources. They are Treasury Bills, Treasury Notes and Government Development loans raised by Bonds. The Bonds are long-term instruments whilst the Treasury Notes are medium i.e. between 3-5 years. The Treasury Bills are short-term borrowing instruments and are of two different maturities: 91 days and 182 days.

4. The Domestic Debt (local loans) in 2010 was \$19,233,070,321.73. This figure when compared to 2009 reflected an increase of \$4,355,439,995.53 or 29%. This was mainly due to new Fixed Rate Bond Issues totalling \$3.4 Bn and other adjustments.

5. Movements in Local Loans for the financial year ended 2010 September 30 are as follows:

	\$
Balance as at 2009 October 01	14,877,630,326.20
Add: Three (3) New Bonds	4,793,800,000.00
Additional amount on previous Bond issue	231,496,000.00
Disbursements	301,339,060.00
Less: Total Repayments	(691,195,064.47)
Less: Adjustment (Other)	<u>(280,000,000.00)</u>
Balance as at 2010 September 30	<u>19,233,070,321.73</u>

Composition of Domestic Debt by Instruments

6. In 2010, of the three instruments, Government Development loans had the highest proportion, \$18,239.04 billion (94.8%); followed by Treasury Notes and Treasury Bills amounting to \$800 million (1.0%) and \$183 million (4.1%) respectively. When compared with the previous fiscal year, both the Treasury Notes and Treasury Bills remained the same.

**Domestic Debt by Types of Instruments
(2009 & 2010)**

Table 1

Instruments	2009		2010	
	Million \$	%	Million \$	%
Government Development Loans	13,883.3	93.3	18,239.04	94.8
Treasury Notes	183.0	1.2	183.0	1.0
Treasury Bills	800.0	5.4	800.0	4.1
Others	11.27	0.1	11.03	0.1
Total	14,878.0	100.0	19,233.0	100.0

**Chart 1
Domestic Debt by Types of Instruments as at
2010 September 30**

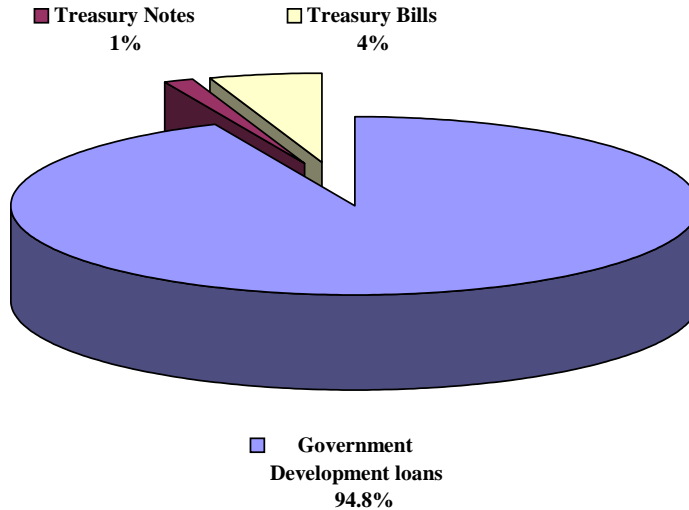


Chart 1 Paragraph 6 refers

Holders of Domestic Debt

7. The major holders of domestic debt are the commercial banks for the government development loans, the Central Bank of Trinidad and Tobago for Bonds and individuals for Treasury Bills.

Holders of Domestic Debt (2009 & 2010)

Table 2

Creditors	2009		2010	
	Million \$	%	Million \$	%
CBTT	183.0	1.2	183.0	1.0
Commercial Banks	13,883.1	93.3	18,239.0	94.8
Individuals	800.0	5.4	800.0	4.1
Others	12.0	0.1	11.0	0.1
Total	14,878.0	100.0	19,233.0	100.0

Chart 2
 Holders of Domestic Debt as at
 2009 September 30

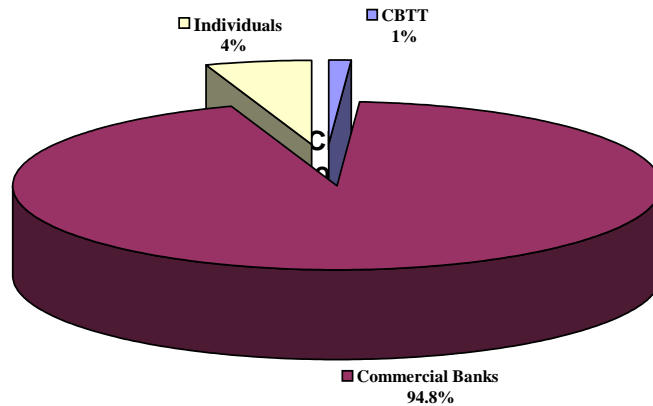


Chart 2 Paragraph 7 refers

External Debt

External Loans - \$8,728,909,436.27

8. The external debt as at 2010 September 30 was \$8,728,909,436.27. There was a decrease of \$1,000,350,881.38 or 10.28% over the previous year. This was mainly due to the repayment of two loans

9. During the fiscal year, two new loan agreements totaling USD 93.58 million were contracted with the Inter-American Development Bank for the support for a Supply of Four Helicopters.

10. Gross disbursements amounted to \$840.63 million, the majority of which were received from bilateral creditors. When classified by economic sector, the disbursements were as follows: approximately 63% to National Security, 15% to Education, 12% to Culture, 10 % Housing, Health, Trade, Office of the Prime Minister and Public Administration.

11. Actual external debt service payment during the same period totalled \$1,896.19 million. This figure when compared to 2009 reflected a decrease of \$1,185.90 million. This is as a result of two loans being repaid in 2010, one of which was a bullet payment of \$1.46 million from the Sinking Fund. Interest payments decreased by \$100.38 million to \$444.18 million when compared to fiscal year 2009 figure of \$544.56 million. Miscellaneous charges decreased by \$30.54 million to \$59.09 million when compared with \$89.63 million in 2009.

12. A summary of transactions in respect of External Loans is given below:

	\$
Balance as at 2009 October 01	9,729,260,317.65
Less: Gain Transferred to Revenue	(1,684,239,95)
Add: Receipts for Financial Year 2010	840,632,061.67
Less: Repayments for Financial Year 2010	(1,896,192,125.84)
Foreign Exchange Adjustment	(56,893,422.74)
Balance as at 2010 September 30	8,728,909,436.27

Disbursements - \$840,632,061.67

13. Disbursements in respect of External Loans consisted of drawdowns totalling \$836,040,522.24 on existing loans; interest capitalized on one loan -\$4,591,539.43.

Foreign Exchange Adjustment - \$56,893,422.74

14. The figure of \$56,893,422.74 represents the net adjustment on external loans as a result of changes in the foreign exchange rates.

External Debt Outstanding by Major Creditors Group

15. Of the total external debt outstanding as at 2010 September 30, \$ 2,642.9 billion was owed to multilateral financial institutions, whilst \$6,086.1 billion was owed to bilateral and commercial creditors.

16. Multilateral Creditors: - The debt owed to the multilateral financial institutions as at 2010 September 30 has decreased by \$154.7 million to \$2,642.9 billion when compared to last fiscal year's figure of \$ 2,797.6 billion.

17. Official Bilateral / Commercial Creditors: - The debt owed as at 2010 September 30 amounted to \$6,086.1 billion. This figure decreased by \$845.5 million over the last fiscal year. This is mainly due to repayment of loans.

18. An analysis of the outstanding external debt by sources of financing is detailed below:

**External Debt Outstanding by Sources of Financing
(2009 & 2010)**

Table 3

TYPE	Debt as at 2010/09/30		Debt as at 2010/09/30		Change
	Million \$	%	Million \$	%	Million \$
IBRD	138.14	1.42	128.39	1.47	(9.74)
IADB	2,320.28	23.85	2,220.47	25.44	(99.81)
CDB	295.01	3.03	254.70	2.92	(40.31)
EIB	44.16	0.45	39.33	0.45	(4.83)
Notes & Bonds	4,015.76	41.28	2,547.40	29.18	(1,468.36)
Japanese Banks	797.53	8.20	853.60	9.78	56.07
Chinese Banks	545.92	5.61	654.94	7.50	109.02
English Banks	1,163.45	11.96	1,400.08	16.04	236.63
Other	408.98	4.20	629.97	7.22	220.99
Total	9,729.0	100.0	8,729.0	100.0	1000.0

**Chart 3
External Debt Outstanding by Sources and Financing as at
2010 September 30**

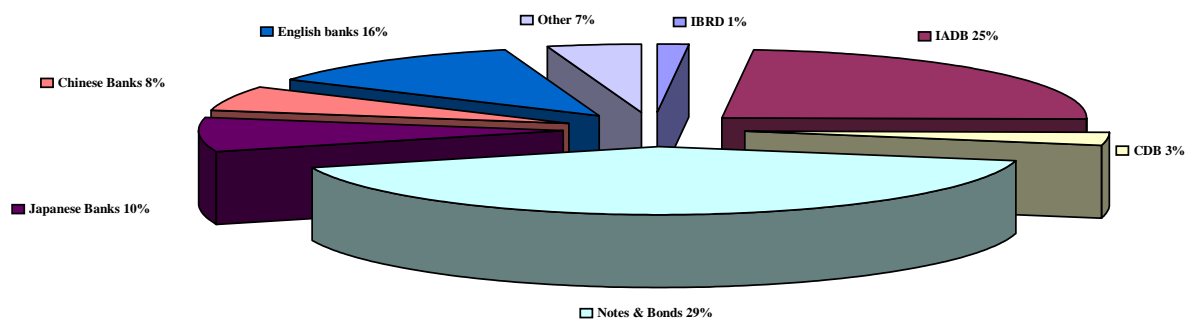


Chart 3 Paragraph 17 refers

External Debt Outstanding by Contracting Currency

19. Out of the total debt outstanding, 66% and 16% was denominated in USD and £ Sterling respectively, while the other 18% of the debt stock was denominated in other currencies such as Japanese Yen, EURO and RMB Yuan. The significant change observed is the percentage decrease in the £ Sterling by 8% during the fiscal year.

External Debt Outstanding Contracting Currency (2009 & 2010)

Table 4

Borrower	FY 2009		FY 2010		Change
	Million \$	%	Million \$	%	Million \$
GBP	1,163.00	11.95	1,400.00	16.03	237.00
USD	7,178.00	73.78	5,781.00	66.23	(1,397.00)
EURO	44.00	.46	39.00	0.45	(5.00)
JPY	798.00	8.20	854.00	9.78	56.00
RMB YUAN	546.00	5.61	655.00	7.51	109.00
Total	9,729.00	100.00	8,729.00	100.00	(1,000.00)

Chart 4
External Debt Outstanding by Contracting Currency as at
2010 September 30

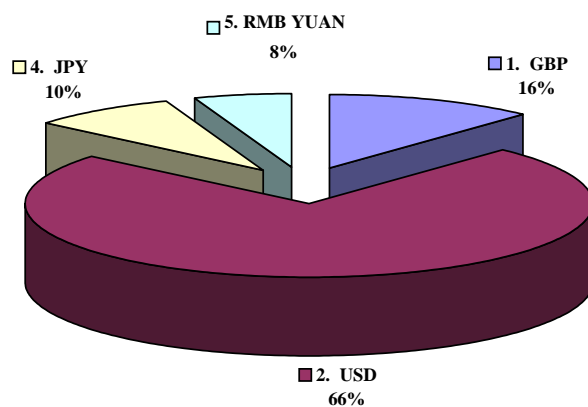


Chart 4 Paragraph 19 refers

Head 18: Ministry of Finance - 4,299,635,244.60

20. The balance recorded under Loans serviced under Head 18 – Ministry of Finance was \$ 4,299,635,244.60. This figure comprises of either loans that were issued under the authority of Letters of Comfort or Loans or Credits Guaranteed by the State. Where loans were not repaid by the entity, these are serviced by the Ministry of Finance under Head 18. The loan balances outstanding are detailed below:

Letters of Comfort:	1,205,534,028.84
Loans or Credits Guaranteed by the State:	<u>3,094,101,215.76</u>
	<u>4,299,635,244.60</u>

New Commitment

21. During the fiscal year 2010, two new loan agreements were contracted with the IADB. The Loan amount of USD 93.58Mn was committed for a Supply of Four Helicopters.

New Commitment Contracted during FY 2010**Table 5**

Lender	Description	Loan CY	Amount in Loan CY Mn.	Interest Rate (%)	Maturity (Years)	Grace (Years)
BNP PARIBAS	Supply of Four Helicopters Export Credit Facility	USD	79.73	Libor Plus Margin	7	
	Supply of Four Helicopters Commercial Loan	USD	13.85		10	

Summary of the Public Debt

22. The transactions relative to the Public Debt for the financial year 2010 are summarized below:

Table 6

Summary of Transactions of the Public Debt for the Financial Year 2010

	Local Loans	External Loans	Head 18	Total
Balance as at 2009 October 01	14,877,630,326.20	9,729,260.317.65	4,934,757,151.76	29,541,647,795.61
Add: New Loans	5,025,296,000.00	0.00	44,765,312.79	5,070,061,312.79
Less: Gain Transferred Revenue	0.00	(1,684,239.95)	0.00	(1,684,239.95)
Add: Disbursements for Financial Year 2010	301,339,060.00	840,632,061.67	0.00	1,141,971,121.67
Less: Repayments for Financial Year 2010	(691,195,064.47)	(1,896,192,125.84)	(679,887,247.87)	(3,267,274,438.18)
Add: Foreign Exchange Financial Year 2010	0.00	56,893,422.74	0.00	56,893,422.74
Less: Adjustment Other	(280,000,000.00)	0.00	27.92	(279,999,972.08)
Balance as at 2010 September 30	19,233,070,321.73	8,728,909.436.27	4,299,635,244.60	32,261,615,002.60

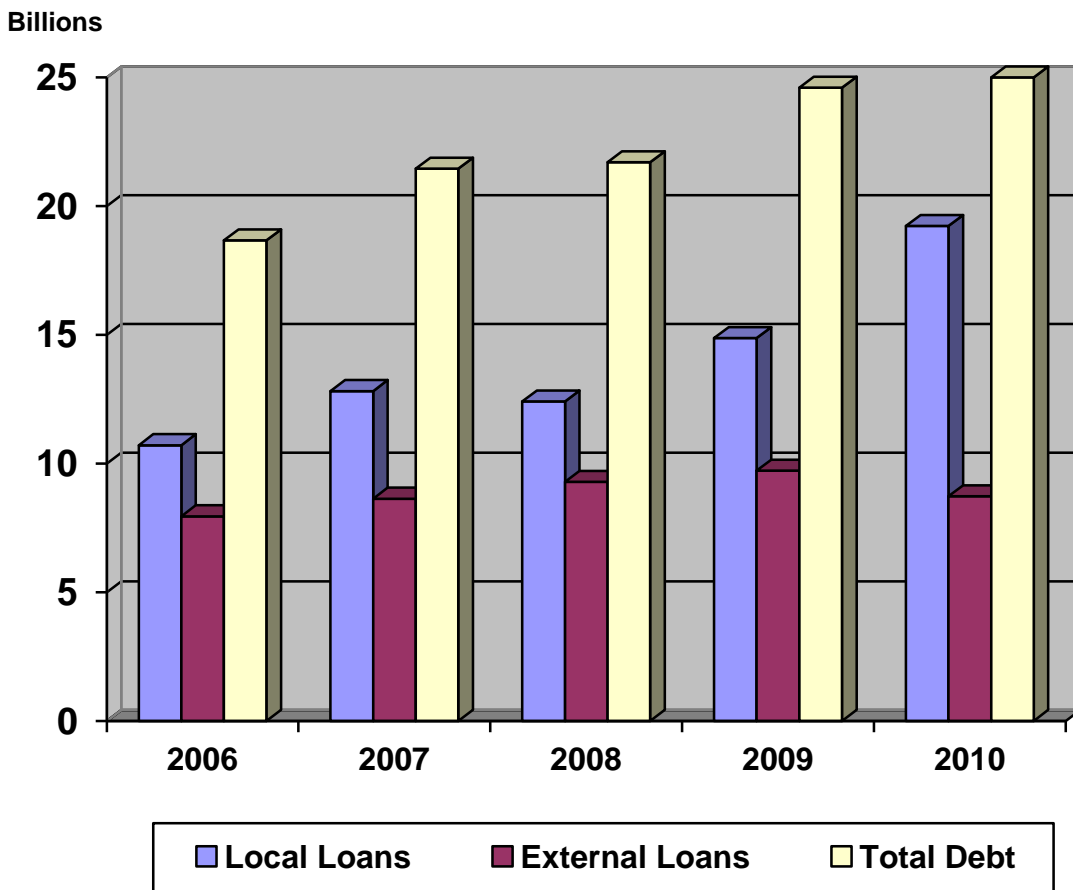
23. A comparison of the debt (local and external) for the financial years 2006 to 2010 revealed that the local debt increased from 2006 to 2007, decreased in 2008 and increased incrementally in 2009 and 2010. External debt increased incrementally from 2006 to 2009 and decreased in 2010. When compared with financial year 2009, there was an overall increase in local debt of 29%, external debt decreased by 10% and total debt increased by 13.6%. Details are shown hereunder: -

Table 7

Financial Year	Local Loans \$	External Loans \$	Total Debt \$
2006	10,717,692,275.35	7,953,720,919.07	18,671,413,194.42
2007	12,819,966,074.63	8,639,277,346.79	21,459,243,421.42
2008	12,414,623,023.86	9,289,600,146.54	21,704,223,170.40
2009	14,877,630,326.20	9,729,260,317.65	24,606,890,643.85
2010	19,233,070,321.73	8,728,909,436.27	27,961,979,758.00

Comparative Summary Total of the Public Debt for the Financial Year 2006 to 2010

Chart 5



24. A comparison of the public debt (local and external) and actual revenue for the financial years 2006 to 2010 is detailed below:

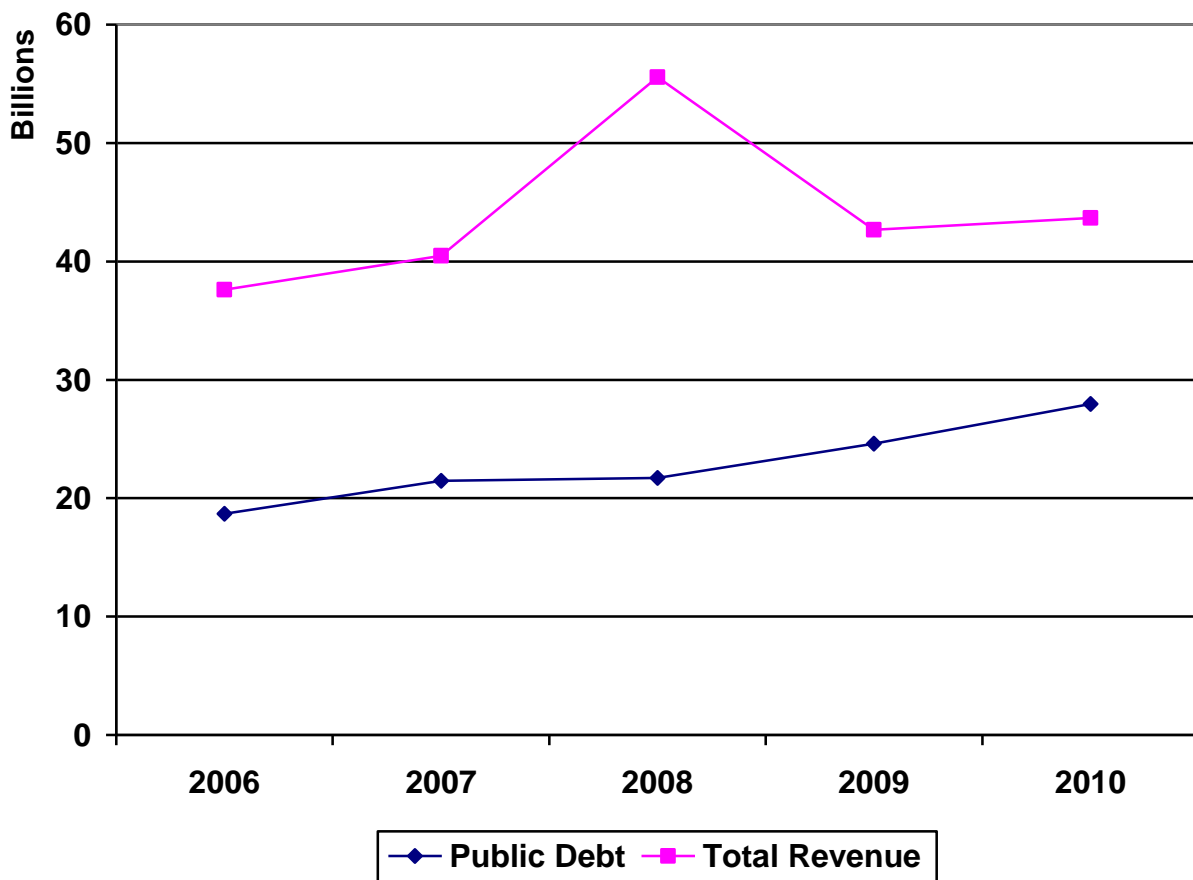
**Comparison of the Public Debt and the Revenue for the
Financial Year 2006 to 2010**

Table 8

Years	Public Debt \$	Total Revenue \$	% of Public Debt to Total Revenue
2006	18,671,413,194.42	37,613,834,894.12	49%
2007	21,459,243,421.42	40,466,697,254.48	53%
2008	21,704,223,170.40	55,554,781,138.37	39%
2009	24,606,890,643.85	42,655,179,188.03	57%
2010	27,961,979,758.00	43,671,089,617.10	64%

**Comparison of the Public Debt and the Revenue for the
Financial Year 2006 to 2010**

Chart 6



Charges on Account of the Public Debt - \$4,755,456,318.12

25. Charges on Account of the Public Debt comprise principal repayments, interest and other payments which are accounted for under Expenditure Head 19 – Charges on Account of the Public Debt.

The composition of the figure of \$4,755,456,318.12 is detailed below:

	\$	¢
Principal Repayments		
Local Loans	397,516,702.97	
Foreign Loans	<u>435,048,125.84</u>	
Total Principal Loan Repayments (a)	<u>832,564,828.81</u>	
Interest Payments		
Local Loans	507,511,363.55	
Foreign Loans	444,181,312.75	
Notes, Debentures and Others	<u>1,708,948,903.98</u>	
Total Interest Payments (b)	<u>2,660,641,580.28</u>	
Other Payments		
Management Expenses	33,972,087.82	
Sinking Fund Contributions	442,909,820.00	
Discounts and Other Financial Instruments	784,698,485.43	
Expenses of Issues	<u>669,515.78</u>	
Total Other Payments (c)	<u>1,262,249,909.03</u>	
Total Expenditure (a) + (b) + (c)	<u>4,755,456,318.12</u>	

Expenditure under Head 19 decreased by \$196,776,152.58 or 4 % when compared to the previous financial year's figure of \$4,952,232,470.70.

26. The Table below shows Charges on Account of the Public Debt as a percentage of Total Expenditure for the five (5) financial years 2006 to 2010.

**Charges on Account of the Public Debt as a Percentage of Total Expenditure
for the Financial Years 2006 to 2010**

Table 9

Financial Year	Total Expenditure \$'000	Charges on Account of the Public Debt \$'000	%
2006	39,295,564	3,390,344	8.63
2007	41,538,808	4,278,667	10.30
2008	55,459,763	3,799,654	6.85
2009	45,328,778	4,952,232	10.90
2010	46,112,566	4,755,456	10.31

SUMMARY

Central Government Debt as at 2010 September 30

	\$	¢
Domestic Loans	19,233,070,321.73	
External Loans	8,728,909,436.27	
Loans serviced under Head 18	<u>4,299,635,244.60</u>	32,261,615,002.60

Contingent Liabilities as 2010 September 30

Balances on BOLT Projects	611,531,075.33	
Balances on Loans Assumed by the GORTT	9,136,537.39	
Loans and Credits Guaranteed by the State	11,027,905,884.23	
Letters of Comfort	7,023,597,667.25	
Promissory Notes	2,456,529,954.33	
Open Market Operations re: Treasury Bills/Notes	<u>18,986,000,000.00</u>	40,114,701,118.53
Total Debt		<u>72,376,316,121.13</u>

Conclusion

The issue of the public debt and debt sustainability has long been a concern for policy makers of both fiscal and monetary authority. The Central Government Debt and Contingent Liability must be examined and analyzed in its entirety to ensure present and future debt sustainability. It is important for overall macro-economic policy to manage the debt and it needs to be coordinated closely with fiscal, monetary and other macro-economic and financial policies. For this reason, debt managers and fiscal and monetary authorities should share an understanding of the objectives of debt, fiscal and monetary policies, given the independence among the policy instruments. Close coordination is needed to choose an appropriate mix of financing and policy adjustment to facilitate economic recovery while preventing the build-up of an unsustainable debt burden.



Rolana Shepherd
Comptroller of Accounts

2011 January 31

DEFINITIONS

Arrears

Amounts that are past due for payment and unpaid. Arrears can arise both through the late payment of principal and interest on debt instruments as well as through late payments for other instrument transactions.

Bilateral (creditor type)

Financing whose source is a foreign government or its agencies (including Central Banks), an autonomous public body or an official export credit agency.

Bilateral debt

Loans extended by a bilateral creditor

Bilateral Loans

Loans from Governments and their agencies (including Central Banks), loans from autonomous bodies and direct loans from official export credit agencies.

Bond Holders

These are holders of bonds and other securities, including those held at commercial banks and other financial institutions

Cancellations

A decrease of the undisbursed amount and the loan commitment

Capitalization

See "Capitalized interest".

Capitalized Interest

Capitalized interest is the conversion of accrued interest cost or future interest payments, by a contractual arrangement with the creditor, into a new debt instrument or the principal amount. The most common form of capitalization is the reinvestment of interest cost into the principal amount, either because of an explicit agreement regarding the specific debt instrument or as part of a rescheduling agreement. Frequently, as part of a reschedule during the consolidation period is converted, through an agreement made with the creditor, into principal.

Commitment

Generally, a firm's obligations to lend, guarantee, or insure resource of a specific amount under specific financial terms and conditions.

Concessional Loans

Loans that are extended on terms substantially more generous than market loans. The concessionality is achieved either through interest rates below those available on the market or by grace periods, or a combination of these. Concessional loans typically have long grace periods.

Creditor Country

The country in which the creditor resides

Debt Conversion

The exchange of debt for a non-debt liability, such as equity, or for counterpart funds, such as can be used to finance a particular project or policy.

Debt Outstanding (and Disbursed)

The amount disbursed but has not yet been repaid or forgiven

Debt Service

Payments in respect of principal, interest and fees. Actual debt service is the set of payments actually made to satisfy a debt obligation, including principal, interest and any late payment fees. Scheduled debt service is the set of payments, including principal, interest and fees that are required to be made through the life of the debt.

Disbursement/Drawing

The transactions of providing financial resources. The two counter parties must record the transactions simultaneously. In practice, disbursements are recorded at one of several stages: provision of goods and services (where trade credit is involved); placing of funds at the disposal of the recipient in an earmarked fund or account; withdrawal of funds by the recipient from an earmarked fund or account; or borrower. The term "utilized" may apply when the credit extended is in a form other than currency. Disbursements should be recorded gross-the actual amount disbursed.

EURO

The EURO is the European currency launched on January 1999. Consequently, the countries participating in the Monetary Union are no longer quoted on the foreign exchange markets.

EURO LIBOR

The EURO LIBOR is calculated by the British Banker's Association as an unweighted average of the money markets rates for the euro provided by the panel of banks.

External Debt

Gross external debt, at any given time, is the outstanding amount of those actual current, and not contingent, liabilities that require payment(s) of interest and/or principal by the debtor at some point(s) in the future and that are owed to nonresidents of an economy.

Fee

A payment for a service, for instance commitment fee, agent fee, management fee. The term fee is interchangeable with commission.

Fixed Rate Debt

Debt instruments, where interest costs are not linked to any reference index.

Floating Rate Debt

See "Variable-rate debt"

General Government

General government consists of:

- a. Government units that exist at each level – Central, State, or Local – of Government within the national economy;
- b. All social security funds operated at each level of government;
- c. All non-market nonprofit institutions that are controlled and mainly financed by government units. Public corporations and unincorporated enterprises that function as if they were corporations (so-called quasi-corporations) are explicitly excluded from the general government sector, and are allocated to the financial or non-financial corporate sectors, as appropriate.

Government guaranteed external debt

External obligation of a debtor that is guaranteed for repayment by the government or agency acting on behalf of the government.

Interest

For the use of principal, interest can, and usually does, accrue on the principal amount, resulting in an interest cost for the debtor. When this cost is paid periodically, as commonly occurs, it is known as an interest payment. Interest can be calculated either using a fixed –interest rate or a variable-interest rate basis. In contrast to a fixed interest rate, which remains unchanged over a period of years, a variable-interest rate is linked to a reference index e.g. Libor, or the price of a specific financial instrument that normally changes over time in a continuous manner in response to market pressures.

Late Interest

Compensation (penalty) one party has to pay to another party in the event of the first party failing to meet its obligations, or some of its obligations, under the terms of a commercial contract.

Long-Term External Debt

External debt that has a maturity of more than one year.

Multilateral Creditors

These creditors are multilateral institutions such as the IMF and the World Bank, as well as other multilateral development banks.

Multilateral (Creditor Type)

Financing, whose source is the World Bank Group, regional development banks or other multilateral and intergovernmental agencies.

Revenue

Increase in net worth resulting from a transaction. For general government units, there are four main sources of revenue: taxes and other compulsory transfers imposed by government units, property income derived from the ownership of assets, sale of goods and services and voluntary transfers received from other units.

Public Debt

An external obligation of a public debtor, including the national government, a political subdivision (or an agency of either) and autonomous public bodies publicly guaranteed debt, which is an external obligation of a private debtor that is guaranteed for repayment by a public entity and private.

Total Debt

Total debt stocks of public and publicly guaranteed long-term debt, private non-guaranteed long-term debt, the use of IMF credit and short-term debt, all disbursed and outstanding at year-end.

ACRONYMS

CDB	Caribbean Development Bank
CNY	Chinese Yuan
CY	Currency
EIB	European Investment Bank
FY	Fiscal Year
GBP	Great British Pound
GORTT	Government of the Republic of Trinidad and Tobago
HIPC	Highly Indebted Poor Countries
IADB	Inter-American Development Bank
IBRD	International Bank for Reconstruction and Development
IDA	International Development Association
IMF	International Monetary Fund
MOF	Ministry of Finance
OPEC	Organization of the Petroleum Exporting Countries
PC	Paris Club
RMB YUAN	Chinese Renminbi Yuan
SDR	Special Drawing Rights
TTD	Trinidad and Tobago Dollar
USD	United States Dollar

SUMMARY TOTAL OF PUBLIC DEBT AS AT 2010 SEPTEMBER 30

	\$	¢
(a) Local Loans	19,233,070,321.73	
(b) External Loans	<u>8,728,909,436.27</u>	
	27,961,979,758.00	
(c) Loans Serviced under Head 18	4,299,635,244.60	
	<u><u>32,261,615,002.60</u></u>	

**SUMMARY STATEMENT OF THE PUBLIC DEBT OF TRINIDAD AND TOBAGO
AS AT 2010 SEPTEMBER 30**

(A) LOCAL LOANS

LEGAL AUTHORITY	AMOUNT AUTHORISED TO BE RAISED	PRESENT DEBT
	\$ ¢	\$ ¢
(i) Local Loan Ordinance 15 of 1920 (Chapter 222)	£1,000,000.00 converted at \$4.80 4,800,000.00	480.00
(ii) War Loan Ordinance 3 of 1941 Amendment 2 of 1943 Amendment 4 of 1944	7,000,000.00	18,992.00
(iii) Trinidad Electricity Board (Loan) Ordinances 27 of 1941 and 23 of 1942	2,100,000.00	1,056.00
(iv) Slum Clearance and Housing (Loan) Ordinance 30 of 1944	5,000,000.00	30,144.00
(v) Economic Programme (Loan) Ordinances 36 of 1956 and 18 of 1959	63,500,000.00	67,900.00
(vi) Government Savings Bonds Act Chapter 71:41 Legal Notice #33/87	500,000,000.00	1,818,868.35
(vii) Treasury Bills Act Chapter 71:40 Legal Notice #35/87 Legal Notice #26/03 Legal Notice #182/06	15,000,000,000.00	800,000,000.00
(viii) Independence Development Loans Act Chapter 71:03	Amount not specified	0.00
(ix) Development Loans (Amendment) Act Chapter 71:04 Act # 29/94 Legal Notice #15/00 Legal Notice #27/03 Legal Notice #148/08	20,000,000,000.00 (External and Local)	18,239,037,143.38
(x) Public Sector Arrears of Emoluments Act No.7 of 1995	2,000,000,000.00	9,095,738.00
(xi) Treasury Notes Act. No.14 of 1995 Legal Notice #25/03 Legal Notice #182A/06	5,000,000,000.00	183,000,000.00
	TOTAL	19,233,070,321.73

**SUMMARY STATEMENT OF THE PUBLIC DEBT OF TRINIDAD AND TOBAGO
AS AT 2010 SEPTEMBER 30**

(B) EXTERNAL LOANS

LEGAL AUTHORITY	AMOUNT AUTHORISED TO BE RAISED	PRESENT DEBT
	\$ c	\$ c
(i) Independence Development Loans Act ACT 6 of 1964 Amended 21 OF 1981 Chapter 71:03	Amount not specified	1,680,175.20
(ii) External Loans Act ACT 31 of 1967 Chapter 71:05 Legal Notice #111/93	9,000,000,000.00	6,372,569,997.11
(iii) National Development (International Bank for Reconstruction and Development) Loans Act ACT 2 of 1967 Chapter 71:06	Amount not specified	128,398,680.44
(iv) National Development (Inter-American Development Bank) Loans Act ACT 32 of 1967 Chapter 71:07	Amount not specified	2,220,470,966.95
(v) Water and Sewerage Act ACT 16 of 1965 Chapter 54:40	Amount not specified	5,789,616.57
	TOTAL	8,728,909,436.27

**SUMMARY MEMORANDUM STATEMENT SHOWING EXTERNAL DEBT VALUED AT RATES OF EXCHANGE PREVAILING
ON 2010 SEPTEMBER 30**

LEGAL AUTHORITY	AMOUNT AUTHORISED TO BE RAISED	AMOUNT REALISED	AMOUNT REPAID TO DATE	DEBT AS AT 2010 SEPTEMBER 30	
				IN RELEVANT FOREIGN CURRENCY	IN TT DOLLARS
(a) Amount repayable in UK Pound	189,167,587.00	140,501,826.72	5,120,623.35	135,381,203.37	\$ 1,400,085,329.01
(b) Amount repayable in China Yuan	842,000,000.00	696,611,400.00	9,000,000.00	687,611,400.00	¢ 654,949,858.50
(c) Amount repayable in Japanese Yen	11,000,000,000.00	11,000,000,000.00	0.00	11,000,000,000.00	853,600,000.00
(d) Amount repayable in US Dollars	1,745,578,620.75	1,528,450,758.84	422,217,127.57	845,043,090.98	5,378,107,743.93
US equivalent of AUD	68,050,711.68	63,296,263.82	0.00	63,296,263.82	402,836,411.83
(e) Amount repayable in EUR	9,158,665.00	7,304,846.15	6,850,000.75	4,467,653.38	39,330,093.00
				TOTAL	8,728,909,436.27

TABLE OF FOREIGN EXCHANGE RATES

AS AT 2010 SEPTEMBER 30

CURRENCY	EXCHANGE RATE
UK Pound (Sterling)	10.3418
Japanese Yen	0.0776
US Dollar	6.3643
Euro	8.8033
Chinese Yuan	0.9525

Rates of exchange extracted from the Central Bank of Trinidad and Tobago - Domestic Market Operations

STATEMENT OF THE PUBLIC DEBT OF TRINIDAD AND TOBAGO AS AT 2010 SEPTEMBER 30

LEGAL AUTHORITY	AMOUNT AUTHORISED TO BE RAISED	VALUE OF BONDS OR STOCK ISSUED	AMOUNT REALISED AND DATE		RATE OF INTEREST	AMOUNT REPAID TO DATE	PRESENT DEBT	REMARKS
	\$ ¢	\$ ¢	\$ ¢			\$ ¢	\$ ¢	
A - LOCAL LOANS								
<u>Loan raised under Ordinance No. 15 of 1920 (Chapter 222)</u>								
(1) 6 percent Debentures	4,800,000.00	4,800,000.00	4,800,000.00	August 1920	6 percent	4,799,520.00	480.00	These Bonds were redeemable from 15th August, 1930 by annual drawings held by the Accountant General at his office, in the presence of a Notary Public appointed by the Governor for the purpose. The Debt Balance represents outstanding Debenture Bonds.
<u>Loans raised under the War Loan Ordinance No. 3 of 1941</u>								
(2) 3 percent Debentures 1959	1,769,664.00	1,769,664.00	1,769,664.00	August to December 1941	3 percent	1,765,536.00	4,128.00	These Bonds were repayable at par on 15th October, 1959. The Debt Balance represents unpaid Bonds.
(3) Free Interest Certificates	35,336.00	35,336.00	35,336.00	June 1941 to August 1942	Free	35,286.00	50.00	These Certificates were payable without interest three (3) months after 24th day of February, 1946. The debt balance represents unpaid Certificates.
(4) Holders of Savings Certificates	3,200,000.00	3,199,996.80	3,199,996.80	August 1941 to September 1946	3.17 percent	3,185,182.80	14,814.00	These Certificates matured ten (10) years after issue but may be redeemed at any time. The debt balance represents unredeemed certificates.
<u>Loan raised under the Trinidad Electricity Board Ordinance No. 3 and 27 of 1941 and 23 of 1942</u>								
(5) 3 percent Debentures 1973-1983	3,101,664.00	3,101,664.00	3,101,664.00	April to June 1943	3 percent	3,100,608.00	1,056.00	This loan was repayable at par on 15th December, 1983 with the option of redemption at par on or after giving six (6) calendar months' notice. A Sinking Fund of 1 percent per annum was established for the redemption of the loan. The balance represents outstanding Debenture Bonds.
<u>Loan raised under the Sum Clearance Housing Ordinance No. 30 of 1944</u>								
(6) 3 percent Debentures 1974-1984	5,007,500.00	1,645,248.00	1,645,248.00	October to November 1944	3 percent	4,976,448.00	30,144.00	This loan was repayable at par on 15th November, 1984 out of the Sinking Fund which was established for the redemption. The debt balance represents outstanding Debenture Bonds.
		1,407,360.00	1,407,360.00	January to February 1946				
		1,953,984.00	1,953,984.00	December 1948				
<u>Loans raised under the Economic Programme Loans Ordinance, 1956 (No.36 of 1956) as amended by No.18 of 1959</u>								
(7) 6.5 percent Debentures 1976-1981 2nd Tap Issue (Issued 1960)	12,390,500.00	12,390,500.00	12,390,500.00	1960	6.5 percent	12,371,950.00	18,550.00	Loan raised by issue of Debenture Bonds sold on Tap. This Loan was repayable at par in 1981 out of the Sinking Fund that was established for the redemption. The Debt Balance represents outstanding Debenture Bonds.
(8) 6.5 percent Debentures (30 Year Bonds) 3rd Tap Issue -	4,063,500.00	4,063,500.00	4,063,500.00	1965 to 1968	6.5 percent	4,059,250.00	4,250.00	Loan raised by issue of Debenture Bonds sold on Tap i.e. interest (payable half yearly) effective from date of purchase. Bonds are redeemable after 30 years with the option to redeem after 25 years. A Sinking Fund for the redemption of the loan has been established. The debt balance represents outstanding Debenture Bonds.
Carried Forward:							73,472.00	

STATEMENT OF THE PUBLIC DEBT OF TRINIDAD AND TOBAGO AS AT 2010 SEPTEMBER 30

LEGAL AUTHORITY	AMOUNT AUTHORISED TO BE RAISED	VALUE OF BONDS OR STOCK ISSUED	AMOUNT REALISED AND DATE		RATE OF INTEREST	AMOUNT REPAID TO DATE	PRESENT DEBT	REMARKS
	\$ ¢	\$ ¢	\$ ¢			\$ ¢	\$ ¢	
A - LOCAL LOANS								
Brought Forward:							73,472.00	
(9) 7.5 percent Development Bonds 1988-1993	10,000,000.00	10,000,000.00	10,000,000.00	1968	7.5 percent	9,954,900.00	45,100.00	Repayable at par on 21st November, 1993 but Government will have the option of redemption at par on or after 21st November, 1988 on giving six (6) months notice by advertisement in Trinidad and Tobago Gazette and in at least one of the daily newspapers circulating in Trinidad and Tobago. The Debt Balance represents outstanding Bonds.
<u>Loans raised by the Issue of Savings Bonds - Chapter 71:41</u>								
(10) National Savings Bonds (12 years)	300,000,000.00	6,780,068.31	6,780,068.31	August 1962 to September 2000	0 percent	6,593,187.96	186,880.35	Bonds double their value in twelve (12) years.
(11) National Tax Free Savings Bonds 1983 (Issue of 1978)	300,000,000.00	6,259,500.00	6,259,500.00	1978	6 percent	6,055,700.00	203,800.00	Loan raised in 1978 by the issue of National Tax Free Savings Bonds. The Loan was repayable at par at maturity five (5) years from the date of purchase (1983). The Debt Balance represents unredeemed Bonds.
(12) National Tax Free Savings Bonds 1988 (Issue of 1983)	300,000,000.00	51,941,850.00	51,941,850.00	1983	6 percent	51,882,350.00	59,500.00	Loan raised in 1983 by the issue of National Tax Free Savings Bonds. The Loan was repayable at par at maturity five (5) years from the date of purchase (1988). The Debt Balance represents unredeemed Bonds.
(13) National Tax Free Savings Bonds 1991 (Issue of 1986)	300,000,000.00	68,019,800.00	68,019,800.00	1986	6 percent	67,343,850.00	675,950.00	Loan raised in 1986 by the issue of National Tax Free Savings Bonds. The Loan was repayable at par at maturity five (5) years from the date of purchase (1991). The Debt Balance represents unredeemed Bonds.
(14) National Tax Free Savings Bonds 1997, 1999, 2002 (Issue of 1992)		6,814,150.00	6,814,150.00	1992	6 percent			Loan raised in 1992 by the issue of National Tax Free Savings Bonds comprising 6 percent, 7 percent and 8 percent Bonds. The Bonds were issued in three maturities 5 years, 7 years and 10 years from the date of purchase.
		2,855,500.00	2,855,500.00		7 percent			
		5,173,200.00	5,173,200.00		8 percent	14,746,412.00	96,438.00	
		14,842,850.00	14,842,850.00					
(15) National Tax Free Savings Bonds 1998, 2000, 2003 (Issue of 1993)		6,689,600.00	6,689,600.00	1993	6 percent			Loan raised in 1993 by the issue of National Tax Free Savings Bonds comprising 6 percent, 7 percent and 8 percent Bonds. The Bonds were issued in three maturities 5 years, 7 years and 10 years from the date of purchase.
		2,678,950.00	2,678,950.00		7 percent			
		5,061,900.00	5,061,900.00		8 percent	14,167,650.00	262,800.00	
		14,430,450.00	14,430,450.00					
Carried Forward:							1,603,940.35	

STATEMENT OF THE PUBLIC DEBT OF TRINIDAD AND TOBAGO AS AT 2010 SEPTEMBER 30

LEGAL AUTHORITY	AMOUNT AUTHORISED TO BE RAISED	VALUE OF BONDS OR STOCK ISSUED	AMOUNT REALISED AND DATE	RATE OF INTEREST	AMOUNT REPAID TO DATE	PRESENT DEBT	REMARKS	
	\$ ¢	\$ ¢	\$ ¢		\$ ¢	\$ ¢		
A - LOCAL LOANS						1,603,940.35		
Brought Forward:								
(16) National Tax Free Savings Bonds 1999, 2001, 2004 (Issue of 1994)	300,000,000.00	4,995,950.00 2,273,350.00 5,572,550.00 <u>12,841,850.00</u>	4,995,950.00 2,273,350.00 5,572,550.00 <u>12,841,850.00</u>	1994	6 percent 7 percent 8 percent	12,833,850.00	8,000.00	Loan raised in 1994 by the issue of National Tax Free Savings Bonds comprising 6 percent, 7 percent and 8 percent Bonds. The Bonds were issued in three maturities 5 years, 7 years and 10 years from the date of purchase.
(17) National Tax Free Housing Bonds 1995 (Issue of 1988)	18,341,100.00	18,341,100.00	18,341,100.00	1988	6 percent	18,015,600.00	325,500.00	Loan raised in 1988 by the issue of National Tax Free Housing Bonds. The Bonds were repayable at par at maturity 7 years after the date of purchase. The debt balance represents unredeemed Bonds.
<u>Loans raised by the Issue of Treasury Bills Chapter 71:40</u>								
(18) Treasury Bills	15,000,000,000.00	0.00	800,000,000.00	2008	0 percent	183,000,000.00	800,000,000.00	The figure represents outstanding issues of 91 Day Bills Nos: - #1283 - 75,000,000.00 #1285 - 75,000,000.00 #1286 - 75,000,000.00 #1287 - 50,000,000.00 #1288 - 75,000,000.00 #1290 - 75,000,000.00 #1291 - 50,000,000.00 182 Day Bills Nos: - #1277 - 100,000,000.00 #1279 - 75,000,000.00 #1284 - 75,000,000.00 #1289 - 75,000,000.00
<u>Loans raised by the Issue of Treasury Notes Act No. 14 of 1995</u>								
(19) Treasury Notes	5,000,000,000.00	183,000,000.00	183,000,000.00	2008	10 percent	0.00	183,000,000.00	Loan represents Treasury Notes issued on 24th May 2008 for a term of one (1) year. On Maturity the notes were re-issued on the same terms for another year.
<u>Loans raised under Act No. 7 of 1995</u>								
(20) Public Sector Arrears of Emoluments Bond Issue 1995	178,757,500.00	178,757,500.00	178,757,500.00	1995	0 percent	178,733,000.00	24,500.00	Bonds Issued in accordance with Act No. 7/95 dated 7th April, 1995. Bonds were Redeemable at par on 31st January, 1997. Balance represents unredeemed Bonds.
(21) Public Sector Arrears of Emoluments Bond Issue 1996	329,638,500.00	329,638,500.00	329,638,500.00	1996	0 percent	328,751,705.00	886,795.00	Bonds Issued in accordance with Act No. 7/95 dated 7th April, 1995. Bonds were Redeemable at par on 31st January, 1998. Balance represents unredeemed Bonds.
Carried Forward:							985,848,735.35	

STATEMENT OF THE PUBLIC DEBT OF TRINIDAD AND TOBAGO AS AT 2010 SEPTEMBER 30

LEGAL AUTHORITY	AMOUNT AUTHORISED TO BE RAISED	VALUE OF BONDS OR STOCK ISSUED	AMOUNT REALISED AND DATE		RATE OF INTEREST	AMOUNT REPAID TO DATE	PRESENT DEBT	REMARKS
	\$ ¢	\$ ¢	\$ ¢			\$ ¢	\$ ¢	
A - LOCAL LOANS								
Brought Forward:							985,848,735.35	
(22) Public Sector Arrears of Emoluments Bond Issue 1997	339,575,500.00	339,575,500.00	339,575,500.00	1997	0 percent	338,832,022.00	743,478.00	Bonds Issued in accordance with Act No. 7/95 dated 7th April, 1995. Bonds were Redeemable at par on 31st January, 1999. Balance represents unredeemed Bonds.
(23) Public Sector Arrears of Emoluments Bond Issue 1998	435,610,000.00	435,610,000.00	435,610,000.00	1998	0 percent	433,468,290.00	2,141,710.00	Bonds Issued in accordance with Act No. 7/95 dated 7th April, 1995. Bonds were Redeemable at par on 31st January, 2000. Balance represents unredeemed Bonds.
(24) Public Sector Arrears of Emoluments Bond Issue 1999	512,488,500.00	512,488,500.00	512,488,500.00	1999	0 percent	507,189,245.00	5,299,255.00	Bonds Issued in accordance with Act. No. 7/95 dated 7th April, 1995. Bonds were redeemable at par on 31st January, 2001. Balance represents unredeemed Bonds.
<u>Loans raised under the Development Loans Act Chapter 71:04 of the Revised Laws of Trinidad and Tobago</u>								
(25) 5 percent Development Bonds (5 years)	1,010,624.49	1,010,624.49	1,010,624.49	1964 to 1991	5 percent	969,177.38	41,447.11	Bonds redeemable after five (5) years from date of issue. Balance represents unredeemed Bonds.
(26) 7 percent Development Bonds 1974 Issued November 1971	4,000,000.00	4,000,000.00	4,000,000.00	November 1971	7 percent	3,998,800.00	1,200.00	Loan raised in November 1971 by issue of National Bonds. The Loan was repayable at par on 24th November, 1974. The Debt Balance represents outstanding Bonds.
(27) 7.5 percent Development Bonds 2011 - Issued January 1971	2,000,000.00	2,000,000.00	2,000,000.00	January 1971	7.5 percent	0.00	2,000,000.00	Loan raised on 1st January, 1971 by the issue of National Bonds. Loan will be repayable at par on 1st January, 2011. A Sinking Fund has been established for the redemption of the Loan.
(28) 7.5 percent Development Bonds 2012 - Issued December 1972	1,200,000.00	1,200,000.00	1,200,000.00	December 1972	7.5 percent	0.00	1,200,000.00	Loan raised in 1972 by the issue of National Bonds. Loan will be repayable at par on 28th December, 2012. A Sinking Fund has been established for the redemption of the Loan.
(29) 7.5 percent Development Bonds 2014 - Issued January 1974	4,000,000.00	4,000,000.00	4,000,000.00	January 1974	7.5 percent	0.00	4,000,000.00	Loan raised in January, 1974 by the issue of National Bonds. Loan repayable at par on 1st January, 2014. A Sinking Fund has been established for the redemption of the Loan.
(30) 7.5 percent Development Bonds 2015 (D.F.C. Bonds)	1,000,000.00	1,000,000.00	1,000,000.00	1975	7.5 percent	0.00	1,000,000.00	Loan raised in 1975 by issue of National Bonds. Loan will be repayable at par on 1st January, 2015. A Sinking Fund has been established for the redemption of the Loan.
Carried Forward:							1,002,275,825.46	

STATEMENT OF THE PUBLIC DEBT OF TRINIDAD AND TOBAGO AS AT 2010 SEPTEMBER 30

LEGAL AUTHORITY	AMOUNT AUTHORISED TO BE RAISED		VALUE OF BONDS OR STOCK ISSUED		AMOUNT REALISED AND DATE		RATE OF INTEREST	AMOUNT REPAID TO DATE		PRESENT DEBT	REMARKS	
	\$	¢	\$	¢	\$	¢		\$	¢			
A - LOCAL LOANS												
Brought Forward:										1,002,275,825.46		
(31) 10.25 percent Development Bonds 2010 - Issued February 1985	65,000,000.00		65,000,000.00		65,000,000.00		26th February 1985	10.25 percent	65,000,000.00		0.00	Loan raised on 26th February, 1985 by issue of National Bonds. This Loan was repaid on 26th February 2010
(32) 10.25 percent Development Bonds 2010 - Issued November 1985	19,000,000.00		19,000,000.00		19,000,000.00		15th November 1985	10.25 percent	0.00		19,000,000.00	Loan raised on 15th November, 1985 by issue of National Bonds. The Loan will be repaid at par on 15th November, 2010. A Sinking Fund has been established for the redemption of the Loan.
(33) 10.25 percent Development Bonds 2010 - Issued December 1985	40,000,000.00		40,000,000.00		40,000,000.00		19th December 1985	10.25 percent	0.00		40,000,000.00	Loan raised on 19th December, 1985 by issue of National Bonds. The Loan will be repaid at par on 19th December, 2010. A Sinking Fund has been established for the redemption of the Loan.
(34) 10 percent Development Bonds 2012 - Issued 20th August 1987	237,500,000.00		237,500,000.00		237,500,000.00		20th August 1987	10 percent	0.00		237,500,000.00	Loan raised on 20th August, 1987 by issue of National Development Bonds. The Loan will be repaid at par on 20th August, 2012. A Sinking Fund has been established for the redemption of the Loan.
(35) Government of T'idad and T'go \$300 Mn Fixed and Floating Rate Bonds (1997-2017) Issued 12th March, 1997	368,797,968.75		368,797,968.75		368,797,968.75		12th March 1997 to September 1999	Floating 5 percent Below Average. Fixed 10.875 percent	235,620,924.47		133,177,044.28	Loan raised on 12th March, 1997 by Issue of T'idad and T'go Fixed and Floating Rate Bonds. Interest for the first two (2) years up to and including the 12th March, 1999 at the Fixed Rate of 10.875 percent Capitalised. The Principal amount of bonds shall be redeemed at par by thirty-six (36) semi-annual instalments with effect from the 12th September, 1999 to 12th March, 2017.
Carried Forward:											1,431,952,869.74	

STATEMENT OF THE PUBLIC DEBT OF TRINIDAD AND TOBAGO AS AT 2010 SEPTEMBER 30

LEGAL AUTHORITY	AMOUNT AUTHORISED TO BE RAISED	VALUE OF BONDS OR STOCK ISSUED	AMOUNT REALISED AND DATE		RATE OF INTEREST	AMOUNT REPAID TO DATE	PRESENT DEBT	REMARKS
	\$ ¢	\$ ¢	\$ ¢			\$ ¢	\$ ¢	
A - LOCAL LOANS							1,431,952,869.74	
Brought Forward:								
(36) Government of T'dad and T'go 10.25 percent 2013 (June) Bonds	75,000,000.00	75,000,000.00	75,000,000.00	23rd June 1988	10.25 percent	0.00	75,000,000.00	Loan raised on 23rd June, 1988 by issue of Trinidad and Tobago Government 10.25 percent Bonds to Central Bank. The Loan will be repaid at par on 23rd June, 2013. A Sinking Fund has been established for the redemption of the Loan.
(37) Floating and Fixed Rate Bonds Project Financing Facility II	224,223,643.97	224,223,643.97	224,223,643.97	29th August 1992 to 2003	2 percent per annum below the average Rate	224,121,114.00	102,529.97	Loan raised on 29th August, 1992 by issue of Trinidad and Tobago Government Fixed and Floating Rate Bonds. Loan to be repaid over a period of twenty (20) years by forty equal half-yearly payments of principal commencing from date of issue. Original Issue of \$159,755,000.00 Increased to \$201,755,000.00 and further increased to \$224,223,643.97
(38) Government of T'dad and T'go Floating and Fixed Rate Bonds 2016 Issued 31st January, 1991	64,307,850.00	64,307,850.00	64,307,850.00	31st January 1991	1 percent per annum below the Average Rate. The Rate of interest i.r.o. the 1st interest period shall be 12 percent per annum	0.00	64,307,850.00	Under Agreement dated 31st January, 1991 the Republic of Trinidad and Tobago extinguished its obligation under the Restructuring - Debt Conversion agreement dated 20th December, 1989 with respect to debt, by means of an exchange for Bonds. The Bonds shall be redeemed at par on 31st January, 2016. Interest is payable semi-annually, with effect from 31st July, 1991. A Sinking Fund has been established for the redemption of the Loan.
(39) Government of T'dad and T'go Floating and/or Fixed Rate Bonds 2016 Issued 29th November, 1991	42,872,000.00	42,872,000.00	42,872,000.00	29th November 1991	1.75 percent per annum below the Average Rate. The Rate of interest i.r.o. the 1st interest period shall be 11.8125 percent per annum	0.00	42,872,000.00	Under Agreement dated 29th November, 1991 the Republic of Trinidad and Tobago extinguished its obligation under the Restructuring - Debt Conversion agreement dated 20th December, 1989 with respect to debt, by means of an exchange for Bonds. The Bonds shall be redeemed at par on 29th November, 2016. Interest is payable semi-annually, with effect from 29th May, 1992. A Sinking Fund has been established for the redemption of the Loan.
Carried Forward:							1,614,235,249.71	

STATEMENT OF THE PUBLIC DEBT OF TRINIDAD AND TOBAGO AS AT 2010 SEPTEMBER 30

LEGAL AUTHORITY	AMOUNT AUTHORISED TO BE RAISED	VALUE OF BONDS OR STOCK ISSUED	AMOUNT REALISED AND DATE		RATE OF INTEREST	AMOUNT REPAID TO DATE	PRESENT DEBT	REMARKS
	\$ ¢	\$ ¢	\$ ¢			\$ ¢	\$ ¢	
A - LOCAL LOANS							1,614,235,249.71	
Brought Forward:								
(40) Government of T'dad and T'go Floating and Fixed Rate Bonds 2017 Issued 7th February, 1992	29,500,154.00	29,500,154.00	29,500,154.00	7th February 1992	1.75 percent per annum below the Average Rate. The Rate of interest i.r.o the 1st interest period shall be 12.8125 percent per annum	0.00	29,500,154.00	Under Agreement dated 7th February, 1992 the Republic of Trinidad and Tobago extinguished its obligation under the Restructuring - Debt Conversion agreement dated 20th December, 1989 with respect to debt, by means of an exchange for Bonds. The Bonds shall be redeemed at par on 6th February, 2017. Interest is payable semi-annually, with effect from 7th August, 1992. A Sinking Fund has been established for the redemption of the Loan.
(41) Government of T'dad and T'go Floating and/or Fixed Rate Bonds 2018 Issued 26th April, 1993	42,061,600.00	42,061,600.00	42,061,600.00	26th April 1993	2.375 percent per annum below the Average Rate. The Rate of interest i.r.o the 1st interest period shall be 13.335 percent per annum	0.00	42,061,600.00	Under Agreement dated 26th April, 1993 the Republic of Trinidad and Tobago extinguished its obligation under the Restructuring - Debt Conversion agreement dated 20th December, 1989 with respect to debt, by means of an exchange for Bonds. The Bonds shall be redeemed at par on 25th April, 2018. Interest is payable semi-annually, with effect from 29th May, 1994. A Sinking Fund has been established for the redemption of the Loan.
(42) Bonds issued Re: Outstanding Indebtedness by Government Ministries and Departments to General Contractors	36,040,000.00	36,040,000.00	36,040,000.00	21st June 1990	3.5 percent below Prime Rate 9.5 percent in first period	35,930,000.00	110,000.00	Special issue of five (5) year Government of Trinidad and Tobago Bonds to Contractors on 21st June, 1990. These are not encashable prior to maturity, i.e. five years from date of issue. Interest Rate is set at 3.5 percent below the Prime Rate. Rate in first period 9.5 percent. Agent Central Bank of Trinidad and Tobago. The balance represents outstanding bonds.
(43) Government of T'dad and T'go Fixed and Floating Rate Bond Issue (1995-2010) dated 17th May, 1995	451,898,307.69	451,898,307.69	451,898,307.69	17th May 1995 to September 1998	11 and 11.25 percent per annum	319,921,022.13	131,977,285.56	Loan raised on 17th May, 1995 by issue of Fixed Rate Bonds. (\$265Mn. increased to \$329,685,000.00). Interest Capitalised and added to the Principal for the 1st three years with effect from 17th May, 1995. The 11 percent Bond was redeemed at par on 17th May, 2010 and the 11.25 percent Bonds on 17th May, 2015. A Sinking Fund has been established for the redemption of the loan.
Carried Forward:							1,817,884,289.27	

STATEMENT OF THE PUBLIC DEBT OF TRINIDAD AND TOBAGO AS AT 2010 SEPTEMBER 30

LEGAL AUTHORITY	AMOUNT AUTHORISED TO BE RAISED		VALUE OF BONDS OR STOCK ISSUED		AMOUNT REALISED AND DATE		RATE OF INTEREST	AMOUNT REPAID TO DATE		PRESENT DEBT	REMARKS
	\$	¢	\$	¢	\$	¢		\$	¢		
A - LOCAL LOANS										1,817,884,289.27	
Brought Forward:											
(44) Accommodation Project for the T'dad and T'go Police Service Station Agreement dated 9th December, 1997	290,900,732.03		290,900,732.03		290,900,732.03		1998	Series B 1.50 percent Below Prime Series C 1 percent Below Prime Series D 1 percent Below Prime	147,297,507.26	143,603,224.77	Loan Agreement dated 9th December, 1997. This loan was raised by bonds issued in four (4) series A to D inclusive. Series A was not taken up. Series B has a maturity of twenty (20) years from the date of issue payable in forty (40) semi-annual instalments. Series C has a maturity of twenty-five (25) years from the date of issue payable in fifty (50) semi-annual instalments. Series D has a maturity of thirty (30) years from the date of issue payable in sixty (60) semi-annual instalments.
(45) Government of T'dad and T'go 11.40 percent Fixed Rate Bonds due 2015. Issued on 18th February, 2000	153,439,429.00		153,439,429.00		153,439,429.00		2000	11.40 percent	84,391,714.00	69,047,715.00	Loan raised on 18th February, 2000 by issue of Trinidad and Tobago Fixed Rate Bonds. Repayable by 20 half yearly payments with effect from 18th August, 2005 to 18th February, 2015.
(46) Government of T'dad and T'go Fixed Rate Serial Bonds (2005, 2010, 2015) - Fincor	300,000,000.00		300,000,000.00		300,000,000.00		2000	Series A 11.15 percent Series B 11.30 percent Series C 11.40 percent	200,000,000.00	100,000,000.00	Loan raised by issue of Fixed Rate Bonds on 8th May, 2000. Each series is Repayable by 10 equal half-yearly payments. Series A commenced May 2000 and ended November 2005. Series B commenced November 2005 and ended May 2010. Series C commences May 2010, ending November 2015.
(47) Government of T'dad and T'go 11 percent Fixed Rate Bonds 1999-2014 Issued on 7th October 1999	350,000,000.00		350,000,000.00		350,000,000.00		2000	11 percent	192,500,000.00	157,500,000.00	Loan raised on 7th October, 1999 by issue of Trinidad and Tobago Fixed Rate Bonds. Repayable by twenty (20) equal half yearly payments with effect from 8th April, 2005 to 8th October, 2014.
(48) GOTT \$450Mn. 11.25 percent Fixed Rate Bonds due 2016 - Citibank	450,000,000.00		450,000,000.00		450,000,000.00		2001	11.25 percent	270,000,000.00	180,000,000.00	Trust Deed dated 30th August, 2001. The Bonds will be repaid by 30 equal semi-annual instalments with effect from 29th February, 2002.
Carried Forward:										2,468,035,229.04	

STATEMENT OF THE PUBLIC DEBT OF TRINIDAD AND TOBAGO AS AT 2010 SEPTEMBER 30

LEGAL AUTHORITY	AMOUNT AUTHORISED TO BE RAISED	VALUE OF BONDS OR STOCK ISSUED	AMOUNT REALISED AND DATE		RATE OF INTEREST	AMOUNT REPAYED TO DATE	PRESENT DEBT	REMARKS
	\$ ¢	\$ ¢	\$ ¢			\$ ¢	\$ ¢	
A - LOCAL LOANS								
Brought Forward:							2,468,035,229.04	
(49) GOTT \$250Mn. 10.75 percent Fixed Rate Bonds due 2016 - Citibank	250,000,000.00	250,000,000.00	250,000,000.00	2001	10.75 percent	150,000,000.12	99,999,999.88	Trust Deed dated 27th September, 2001. The Bonds will be repaid by 30 equal semi-annual instalments with effect from 27th March, 2002.
(50) GOTT \$376Mn. 10.50 percent Fixed Rate Bonds due 2011 - Republic Bank Limited	376,000,000.00	376,000,000.00	376,000,000.00	2001	10.50 percent	0.00	376,000,000.00	Trust Deed dated 16th May, 2001. The Bonds will be repaid by lump sum at maturity on 16th May, 2011. A Sinking Fund has been established for the redemption of the loan.
(51) GOTT \$300Mn. 11.30 percent Fixed Rate Bonds due 2010 - Royal Merchant Bank	300,000,000.00	300,000,000.00	300,000,000.00	2001	11.30 percent	275,942,132.10	24,057,867.90	Trust Deed dated 8th December, 2000. The Bond is being repaid by 20 equal semi-annual amortized payments with effect from 8th June, 2001. Maturity date 8th December 2010.
(52) GOTT \$300Mn. 11.65 percent Fixed Rate Bonds due 2016 - RBTT	300,000,000.00	300,000,000.00	300,000,000.00	2001	11.65 percent	180,000,000.00	120,000,000.00	Trust Deed dated 31st May, 2001. The Bonds will be repaid by 30 equal semi-annual instalments with effect from 30th November, 2001.
(53) GOTT \$54,120,689.65 11.25 percent Fixed Rate Bonds due 2016. Increased to \$139,826,220.97 W.A.S.A. Interim Operations Agreement Loan (I.O.A.)	139,826,220.97	139,826,220.97	139,826,220.97	2002 to 2004	11.25 percent	0.00	139,826,220.97	Loan raised on 7th November, 2001. Interest to be capitalized every year until maturity. The Bonds will be repaid by lump sum at maturity in November 2021. A Sinking Fund has been established for the redemption of the loan.
(54) GOTT \$6,911,426.00 11.25 percent Fixed Rate Bonds due 2026. Increased to \$17,586,454.56 W.A.S.A. (V.S.E.P.)	17,586,454.56	17,586,454.56	17,586,454.56	2002 to 2004	11.25 percent	0.00	17,586,454.56	Loan raised on 31st December, 2001. Interest to be capitalized every year until maturity. The Bonds will be repaid by lump sum at maturity in December 2026. A Sinking Fund has been established for the redemption of the loan.
(55) GOTT \$300Mn. Fixed Rate Bonds 2002 - 2017 Issued on the 27th June 2002 Series A 2002 - 2007 Series B 2002 - 2012 Series C 2002 - 2017	300,000,000.00	300,000,000.00	300,000,000.00	27th June 2002	A Bonds 7 percent B Bonds 7.5 percent C Bonds 7.75 percent	233,333,344.00	66,666,656.00	Loan Agreement dated 27th June, 2002. Fixed Rate Series A - 100Mn repaid by 10 equal semi-annual instalment in 2008. Fixed Rate Series B & C Bonds to be repaid by 20 and 30 equal semi-annual instalments respectively. Repayment commenced on 27th December, 2002 in accordance with terms stated in the agreement.
Carried Forward:							3,312,172,428.35	

STATEMENT OF THE PUBLIC DEBT OF TRINIDAD AND TOBAGO AS AT 2010 SEPTEMBER 30

LEGAL AUTHORITY	AMOUNT AUTHORISED TO BE RAISED	VALUE OF BONDS OR STOCK ISSUED	AMOUNT REALISED AND DATE		RATE OF INTEREST	AMOUNT REPAID TO DATE	PRESENT DEBT	REMARKS
	\$ ¢	\$ ¢	\$ ¢			\$ ¢	\$ ¢	
A - LOCAL LOANS								
Brought Forward:							3,312,172,428.35	
(56) GOTT \$300Mn. 6.75 percent Fixed Rate Bonds 2002 - 2022 Issued on 30th September, 2002	300,000,000.00	300,000,000.00	300,000,000.00	30th September 2002	6.75 percent	0.00	300,000,000.00	Loan raised on 30th September, 2002 by issue of Fixed Rate Bonds. Repayable by 10 equal half-yearly instalments commencing on 30th March, 2018.
(57) GOTT \$500Mn. 7.15 percent Fixed Rate Bonds 2002 - 2022 Issued on 30th September, 2002	500,000,000.00	500,000,000.00	500,000,000.00	30th September 2002	7.15 percent	0.00	500,000,000.00	Loan raised on 30th September, 2002 by issue of Fixed Rate Bonds. Repayable by 10 equal half-yearly instalments commencing on 30th March, 2017.
(58) GOTT \$500Mn. Fixed Rate Bonds 2003 - 2018 Issued on 5th May 2003-UTC	500,000,000.00	500,000,000.00	500,000,000.00	5th May 2003	Series A 6.10 percent Series B 6.40 percent	291,666,666.62	208,333,333.38	Loan raised on 5th May, 2003 by issue of Fixed Rate Bonds. Series A - repayable by twenty (20) equal semi-annual payments with effect from 5th November, 2003. Series B - repayable by thirty (30) equal semi-annual payments with effect from 5th November, 2003.
(59) GOTT \$500Mn. Fixed Rate Serial Bonds 2003 - 2018 Issued 24th June, 2003 Citicorp	500,000,000.00	500,000,000.00	500,000,000.00	24th June 2003	Series 1 6 percent Series 2 6.45 percent	175,000,000.00	325,000,000.00	Loan raised on 24th June, 2003 by issue of Fixed Rate Bonds. Series 1 - repayable by 20 equal semi-annual payments with effect from 24th December, 2003. Series 2 - repayable by lump sum upon maturity in June 2018. A Sinking Fund has been established for the redemption of Series 2 of the Loan.
(60) GOTT \$500Mn. Fixed Rate Bonds 2003 - 2018 Issued 5th September, 2003 RBTT	500,000,000.00	500,000,000.00	500,000,000.00	5th September 2003	Series 1 5.90 percent Series 2 6.25 percent	0.00	500,000,000.00	Loan raised on 5th September, 2003 by issue of Fixed Rate Bonds. Series 1 - repayable by lump sum upon maturity in September 2013. Series 2 - repayable by lump sum upon maturity in September 2018. A Sinking Fund has been established for the redemption of the Loan.
(61) GOTT \$500Mn. Fixed Rate Bonds 2003-2018 Issued 30th September 2003 - CLICO	500,000,000.00	500,000,000.00	500,000,000.00	30th September 2003	Series 1 5.82 percent Series 2 6.08 percent Series 3 6.40 percent	100,000,000.00	400,000,000.00	Loan raised on 30th September, 2003 by issue of Fixed Rate Bonds. Series 1 - repaid by lump sum on maturity in September 2008. Series 2 - repayable by lump sum upon maturity in September 2013. Series 3 - repayable by lump sum upon maturity in September 2018. A Sinking Fund has been established for the redemption of the loan.
(62) GOTT \$300Mn. 6.15 percent Fixed Rate Bonds 2019 - CBTT	300,000,000.00	300,000,000.00	300,000,000.00	3rd August 2004	6.15 percent	0.00	300,000,000.00	Loan raised on 3rd August, 2004 by issue of Fixed Rate Bonds 2019 by the Central Bank of Trinidad and Tobago. A Sinking Fund has been established for the redemption of this Loan.
Carried Forward:							5,845,505,761.73	

STATEMENT OF THE PUBLIC DEBT OF TRINIDAD AND TOBAGO AS AT 2010 SEPTEMBER 30

LEGAL AUTHORITY	AMOUNT AUTHORISED TO BE RAISED	VALUE OF BONDS OR STOCK ISSUED	AMOUNT REALISED AND DATE	RATE OF INTEREST	AMOUNT REPAID TO DATE	PRESENT DEBT	REMARKS	
	\$ ¢	\$ ¢	\$ ¢		\$ ¢	\$ ¢		
A - LOCAL LOANS								
Brought Forward:						5,845,505,761.73		
(63) GOTT \$300Mn. 6.10 percent Fixed Rate Bonds 2019	300,000,000.00	300,000,000.00	300,000,000.00	22nd September 2004	6.10 percent	0.00	300,000,000.00	Loan raised on 22nd September, 2004 by issue of Fixed Rate Bonds 2019 by the Central Bank of Trinidad and Tobago.
(64) GOTT \$400Mn. Fixed Rate Bonds 2015 issued 16th March, 2005	400,000,000.00	400,000,000.00	400,000,000.00	16th March 2005	6 percent	0.00	400,000,000.00	Loan raised on 16th March, 2005 by issue of Fixed Rate Bonds by Central Bank of Trinidad and Tobago.
(65) GOTT \$400Mn. Fixed Rate Bonds 2015 issued 24th May, 2005	400,000,000.00	400,000,000.00	400,000,000.00	24th May 2005	6.10 percent	0.00	400,000,000.00	Loan raised on 24th May, 2005 by issue of Fixed Rate Bonds by Central Bank of Trinidad and Tobago.
(66) GOTT \$1.5Bn. 7.75 percent Fixed Rate Bonds due 2024 issued 23rd April, 2009	1,500,000,000.00	1,500,000,000.00	1,500,000,000.00	23rd April 2009	7.75 percent	0.00	1,500,000,000.00	Loan raised on 23rd April, 2009 by issue of Fixed Rate Bonds by Central Bank of Trinidad and Tobago.
(67) GOTT \$880Mn. issued 30th June, 2009 Series 1: \$280Mn. 6.2 percent Fixed Rate Bond due 30th June, 2016 Series 2: \$600Mn. 6.4 percent Fixed Rate Bond due 30th June, 2020	880,000,000.00	885,420,920.00	885,420,920.00	30th June 2009	Series 1 6.20 percent Series 2 6.40 percent	0.00	885,420,920.00	Loan raised on 30th June, 2009 by issue of Trinidad and Tobago Fixed Rate Bonds by Central Bank of Trinidad and Tobago. Series 1, a seven year Bond of Face Value \$280Mn with a maturity date 30th June, 2016 Series 2, an eleven year Bond of Face Value \$600Mn with a maturity date 30th June, 2020. This bond was issued to finance projects under the the purview of the Ministry of Local Government and other Capital expenses.
(68) Bond Issue Up to TT\$510,000,000 issued 01st July, 2009 Bond A - Up to 180Mn 8.5 percent due 2034 Bond B - Up to 330Mn 8.5 percent due 2034	510,000,000.00	369,163,000.00	369,163,000.00	1st July 2009	Bond A 8.5 percent Bond B 8.5 percent	9,098,360.00	360,064,640.00	Issuance of Bonds to Colonial Life Insurance Company (Trinidad) Limited (Clico) to fund the cost of purchase of immediate and deferred annuities for eligible former daily- paid employees of Caroni (1975) Limited (Cabinet Minute No. 1262 of 17th May, 2007 refers). (Cabinet Minute No. 1422 of 04th June, 2009 refers). Bond A - up to \$180Mn. Term - 25 years, single bullet payment at maturity, interest at 8.5 percent per annum semi-annually in arrears commencing six (6) month after Issue date. Bond A - Tranche 1 - 141,310,000.00 Tranche 2 - 394,000.00 141,704,000.00 Bond B - up to \$330Mn. Term - 25 years, amortised repayment of 50 equal semi-annually payments commencing six (6) months after Issue date. Interest at 8.5 percent per annum, semi-annually in arrears commencing six (6) months after Issue date. Bond B - Tranche 1 - 227,332,000.00 Tranche 2 - 127,000.00 227,459,000.00
Carried Forward:							9,690,991,321.73	

STATEMENT OF THE PUBLIC DEBT OF TRINIDAD AND TOBAGO AS AT 2010 SEPTEMBER 30

LEGAL AUTHORITY	AMOUNT AUTHORISED TO BE RAISED	VALUE OF BONDS OR STOCK ISSUED	AMOUNT REALISED AND DATE		RATE OF INTEREST	AMOUNT REPAID TO DATE	PRESENT DEBT	REMARKS
	\$ ¢	\$ ¢	\$ ¢			\$ ¢	\$ ¢	
A - LOCAL LOANS								
Brought Forward:							9,690,991,321.73	
(69) GOTT \$3399.8Mn Fixed Rate Bonds 2031 issued 4th February 2010	3,399,800,000.00	3,399,800,000.00	3,399,800,000.00	4th February 2010	Series 1 6.60 percent Series 2 6.70 percent Series 3 6.80 percent	0.00	3,399,800,000.00	Loan raised on 4th February 2010 by issue of Fixed Rate Bonds Series 1 - repayable by lump sum upon maturity in February 2027. Series 2 - repayable by lump sum upon maturity in February 2031. Series 3 - repayable by lump sum upon maturity in February 2029. A sinking Fund has been established for the redemption of the Bonds.
(70) GOTT \$600Mn Fixed Rate Bond 2025 issued 4th February 2010	600,000,000.00	600,000,000.00	600,000,000.00	4th February 2010	6.50 percent	0.00	600,000,000.00	Loan raised on 4th February 2010 by issue of Fixed Rate Bonds 2025 by the CBTT. A Sinking Fund has been established for the redemption of this Bond.
(71) GOTT \$794Mn Fixed Rate Bond 2023 issued on 30th April 2010	794,000,000.00	794,000,000.00	794,000,000.00	20th April 2010	5.95 percent	0.00	794,000,000.00	Loan raised on 20th April 2010 by issue of Fixed Rate Bonds 2023 by the CBTT. A Sinking Fund has been established for the redemption of this Bond.
Carried Forward:							14,484,791,321.73	

STATEMENT OF THE PUBLIC DEBT OF TRINIDAD AND TOBAGO AS AT 2010 SEPTEMBER 30

LEGAL AUTHORITY	AMOUNT AUTHORISED TO BE RAISED	VALUE OF BONDS OR STOCK ISSUED	AMOUNT REALISED AND DATE	RATE OF INTEREST	AMOUNT REPAID TO DATE	PRESENT DEBT	REMARKS	
	\$ ¢	\$ ¢	\$ ¢		\$ ¢	\$ ¢		
A - LOCAL LOANS								
Brought Forward:						14,484,791,321.73		
<u>Sterilized, non - interest bearing loans held at the Central Bank of Trinidad and Tobago</u>								
(72) GOTT \$640Mn. Fixed Rate Bonds 2018 issued 6th November, 2003	640,000,000.00	640,000,000.00	640,000,000.00	6th November 2003	6.20 percent	0.00	640,000,000.00	These funds held in a sterilized non interest bearing account at the Central Bank of Trinidad and Tobago and would be utilized for repayment of principal to bondholders upon maturity.
(73) GOTT \$516Mn. Fixed Rate Bonds 2014 issued 15th September, 2004	516,000,000.00	516,000,000.00	516,000,000.00	15th September 2004	6 percent	0.00	516,000,000.00	These funds held in a sterilized non interest bearing account at the Central Bank of Trinidad and Tobago and would be utilized for repayment of principal to bondholders upon maturity.
(74) GOTT \$700Mn. Fixed Rate Bonds 2014 issued 30th November, 2006.	700,000,000.00	700,000,000.00	700,000,000.00	30th November 2006	8 percent	0.00	700,000,000.00	These funds held in a sterilized non interest bearing account at the Central Bank of Trinidad and Tobago and would be utilized for repayment of principal to bondholders upon maturity.
(75) GOTT \$674.301Mn. Fixed Rate Bonds 2012 issued 9th February, 2007.	674,301,000.00	674,301,000.00	674,301,000.00	9th February 2007	7.80 percent	0.00	674,301,000.00	These funds held in a sterilized non interest bearing account at the Central Bank of Trinidad and Tobago and would be utilized for repayment of principal to bondholders upon maturity.
(76) GOTT \$1,017,978,000 Fixed Rate Bonds 2014 issued 27th April, 2007.	1,017,978,000.00	1,017,978,000.00	1,017,978,000.00	27th April 2007	8 percent	0.00	1,017,978,000.00	These funds held in a sterilized non interest bearing account at the Central Bank of Trinidad and Tobago and would be utilized for repayment of principal to bondholders upon maturity.
(77) GOTT \$1.2Bn. 8.25 percent Fixed Rate Bonds due 02 July, 2017 issued 02 July, 2008	1,000,000,000.00	1,200,000,000.00	1,200,000,000.00	2nd July 2008	8.25 percent	0.00	1,200,000,000.00	These funds held in a sterilised non-interest bearing account at the Central Bank of Trinidad and Tobago and would be utilised for repayment of bondholders upon maturity.
							19,233,070,321.73	

STATEMENT OF THE PUBLIC DEBT OF TRINIDAD AND TOBAGO AS AT 2010 SEPTEMBER 30

LEGAL AUTHORITY	FOREIGN CURRENCY TRANSACTIONS						TT CURRENCY	REMARKS
	AMOUNT AUTHORISED TO BE RAISED	AMOUNT REALISED	YEAR	RATE OF INTEREST	AMOUNT REPAYED TO DATE	AMOUNT OUTSTANDING	PRESENT DEBT AT CURRENT RATE OF EXCHANGE	
Brought Forward:							19,233,070,321.73	
B-EXTERNAL LOANS								
Loans Raised under Chapter 71:03 of the Revised Laws of the Republic of Trinidad and Tobago								
(79) 3 percent Independence Development Loans	Unlimited	US 8,850,000.00 TT Equiv. 15,851,428.57	1963 to 1969	3 percent	US 8,586,000.00 TT Equiv. 20,934,824.68	US 264,000.00	1,680,175.20	Repayable according to Amortization Schedule to be fully redeemed at the end of twenty (20) years after date of issue. The sum of US\$8,586,000.00 redeemed. Balance still to be redeemed is US\$264,000.00 - equivalent to TT\$1,680,175.20 using the Exchange Rate of 6.3643 to the US Dollar.
Loans Raised under Chapter 71:05 of the Revised Laws of the Republic of Trinidad and Tobago								
(80) European Economic Community Production of Timber EIB Loan No. 80026	EUA 1,020,000.00	EUR 389,847.16 TT Equiv. 888,897.00	1983	1 percent per annum	EUR 281,157.77 TT Equiv. 1,853,426.01	EUR 108,689.39	956,825.31	Loan Agreement dated 11th January, 1979. Repayable in sixty (60) semi-annual instalments which commenced 1st September, 1988 with final instalment due on 1st March, 2018.
(81) European Economic Community Trade Promotion Programme EIB Loan No. 80152	EUA 700,000.00	EUR 4,730.69 TT Equiv. 8,202.31	1985	1 percent	EUR 2,425.42 TT Equiv. 16,900.84	EUR 2,305.27	20,293.98	Loan Agreement dated 12th April, 1984. Repayable in sixty (60) semi-annual instalments which commenced 1st September, 1994 and final instalment due on 1st March, 2024.
(82) European Economic Community (EEC) Lambeau Hill/Signal Hill Water Supply Project	ECU 600,000.00	EUR 464,515.59 TT Equiv. 3,108,077.78	1988	1 percent	EUR 230,353.29 TT Equiv. 1,752,882.73	EUR 234,162.30	2,061,400.98	Agreement dated 13th April, 1984. Repayable in sixty (60) semi-annual instalments with effect from 1st October, 1994 with final instalment due on 1st April, 2024.
(83) EEC Loan No. 8.0323 St. Patrick Water Supply	ECU 6,268,665.00	EUR 5,737,500.70 TT Equiv. 32,219,508.93	2001	1 percent	EUR 1,724,692.72 TT Equiv. 13,427,384.39	EUR 4,012,807.98	35,325,952.49	Loan Agreement dated 30th November, 1990. Repayable in semi-annual instalments which commenced 1st September, 2001 with final instalment due on 1st September, 2030.
Carried Forward:							19,273,114,969.69	

STATEMENT OF THE PUBLIC DEBT OF TRINIDAD AND TOBAGO AS AT 2010 SEPTEMBER 30

LEGAL AUTHORITY	FOREIGN CURRENCY TRANSACTIONS						TT CURRENCY	REMARKS
	AMOUNT AUTHORISED TO BE RAISED	AMOUNT REALISED	YEAR	RATE OF INTEREST	AMOUNT REPAYED TO DATE	AMOUNT OUTSTANDING	PRESENT DEBT AT CURRENT RATE OF EXCHANGE	
Brought Forward:							19,273,114,969.69	
B-EXTERNAL LOANS (Cont'd)								
(84) European Development Fund (EDF) National Indicative Programme Loan Fund St. Patrick Fisheries EIB Loan No. 80025	ECU 570,000.00	EUR 177,087.71 TT Equiv. 887,601.55	1979	1 percent	EUR 67,399.27 TT Equiv. 516,874.15	EUR 109,688.44	965,620.24	European Development Fund (EDF). National Indicative Programme Loan fund dated 11th January, 1979. Repayable in sixty (60) semi-annual instalments which commenced 15th July, 1998 with final instalment due on 15th January, 2028. Disbursed amount of ECU 160,606.87 converted to EUR 177,087.71 in 1998
(85) US\$230Mn. Eurobond Government of Trinidad and Tobago 9.875 percent Fixed Rate Bond due 2009	US 230,000,000.00	US 230,000,000.00 TT Equiv. 1,439,846,000.00	1999	9.875 percent	US 230,000,000.00 1,461,144,000.00	US 0.00	0.00	Loan Agreement dated 23rd September, 1999. Notes were redeemed at their Principal amount on 1st October, 2009.
(86) Yen 11 Billion 3.75 percent Notes due 2030	YEN 11,000,000,000	YEN 11,000,000,000 TT Equiv. 652,300,000.00	2000	3.75 percent	YEN 0.00	YEN 11,000,000,000.00	853,600,000.00	Loan Agreement dated 27th June, 2000. Notes will be redeemed at their Principal amount on 27th June, 2030. A Sinking Fund has been established for the redemption of the loan.
(87) US\$250 Million 9.75 percent Notes due 2020	US 250,000,000.00	US 250,000,000.00 TT Equiv. 1,569,150,000.00	2000	9.75 Percent	US 0.00	US 250,000,000.00	1,591,075,000.00	Loan Agreement dated 27th June, 2000. Notes will be redeemed at their Principal amount on 1st July, 2020. A Sinking Fund has been established for the redemption of the loan.
(88) Government of the Republic of China RMB 30Mn. Yuan	RMB Yuan 30,000,000.00	RMB Yuan 30,000,000.00 TT Equiv. 22,293,178.44	2000 to 2002	Interest Free	RMB Yuan 9,000,000.00 TT Equiv. 8,268.795.49	RMB Yuan 21,000,000.00	20,002,500.00	Loan Agreement dated 26th September, 1997. Repayment in ten (10) annual instalments which commenced on the 1st January, 2008 with final instalment due on 1st January, 2017.
Carried Forward:							21,738,758,089.93	

STATEMENT OF THE PUBLIC DEBT OF TRINIDAD AND TOBAGO AS AT 2010 SEPTEMBER 30

LEGAL AUTHORITY	FOREIGN CURRENCY TRANSACTIONS						TT CURRENCY	REMARKS
	AMOUNT AUTHORISED TO BE RAISED	AMOUNT REALISED	YEAR	RATE OF INTEREST	AMOUNT REPAYED TO DATE	AMOUNT OUTSTANDING	PRESENT DEBT AT CURRENT RATE OF EXCHANGE	
Brought Forward:							21,738,758,089.93	
B-EXTERNAL LOANS (Cont'd)								
(89) Caribbean Development Bank Loan #8/OR-TT Southern Roads Development Programme	US 34,937,000.00	US Portion 34,552,390.13 TT Equiv. 215,036,017.49 TT\$ portion 6,311,116.65 Equiv. to US\$ 1,017,540.52	1998 to 2005	Variable	US 13,468,308.16 TT Equiv. 85,147,461.12 TT Amt. 2,314,076.16	US 21,084,081.97 TT\$ balance Converted to US\$ on 31st October, 2008	134,185,422.88	Loan Agreement dated 15th June, 1995 and amended on 8th March, 1999. Repayment in equal quarterly instalments with final payment on first tranche on 1st April, 2018, second tranche on 1st October, 2020 and additional amount on 1st January, 2020. Outstanding TT\$ amount on First Tranche converted to US\$ with effect from 31st October, 2008.
(90) Caribbean Development Bank Loan #16/OR-TRI National Energy Skills Center	US 7,540,000.00 EUR 9,477.22 TT 1,368,475.55	US Portion 7,301,290.96 TT Equiv. 42,395,997.22 EUR portion 9,477.22 TT Equiv. 76,251.82 TT\$ portion 1,368,475.55	2002 to 2005	Variable	US 2,704,734.60 TT Equiv. 17,118,138.32 EUR 2,171.84 TT Equiv. 19,321.12 TT Amt. 313,609.01	US 4,596,556.36 EUR 7,305.38 converted to US\$9,339.52 w.e.f. 31/10/08 TT 1,054,866.54 converted to US\$169,603.59 w.e.f. 31/10/08	29,253,863.64	Loan Agreement dated 7th November, 2000. Repayment in fifty-one (51) equal quarterly instalments commenced 1st April, 2006 with final instalment due on 1st April, 2018. Outstanding balance of Trinidad and Tobago Dollars and Euro converted to US Dollars on 31 October, 2008.
(91) Caribbean Development Bank Loan #18/OR-TRI Caribbean Court of Justice Trust Fund	US 31,600,000.00	US 31,600,000.00 TT Equiv. 199,080,000.00	2003	Variable	US 18,170,000.00 TT Equiv. 114,885,829.00	US 13,430,000.00	85,472,549.00	Loan Agreement dated 8th September, 2003. Repayment in forty (40) quarterly instalments commenced 30th December, 2004 with final instalment due on 1st October, 2014.
(92) RMB 812 Million Yuan National Academies for Performing Arts Project	RMB YUAN 812,000,000.00	RMB YUAN 666,611,400.00 TT Equiv. 620,612,857.79	2007 to 2010	2 percent	RMB YUAN 0.00	RMB YUAN 666,611,400.00	634,947,358.50	Loan Agreement dated 12th May, 2006. Repayment in thirty-one (31) semi-annual instalments commencing September 2011 with final instalment due on September 2026.
(93) £160,792,450 Offshore Patrol Vessels Project Loan	£ 160,792,450.00	£ 112,466,689.05 TT Equiv. 1,261,247,379.39	2007 to 2010	Floating Rate Libor Rate plus margin 0.12 percent per annum	£ 5,120,623.35	£ 107,346,065.70	1,110,151,542.26	Loan Agreement dated 5th April, 2007. Repayment in twenty (20) semi-annual instalments commencing 5th August, 2010 with final instalment due on 5th February, 2020.
Carried Forward							23,732,768,826.21	

STATEMENT OF THE PUBLIC DEBT OF TRINIDAD AND TOBAGO AS AT 2010 SEPTEMBER 30

LEGAL AUTHORITY	FOREIGN CURRENCY TRANSACTIONS						TT CURRENCY	REMARKS
	AMOUNT AUTHORISED TO BE RAISED	AMOUNT REALISED	YEAR	RATE OF INTEREST	AMOUNT REPAYED TO DATE	AMOUNT OUTSTANDING	PRESENT DEBT AT CURRENT RATE OF EXCHANGE	
Brought Forward:							23,732,768,826.21	
B-EXTERNAL LOANS (Cont'd)								
(94) £28,375,137 Offshore Patrol Vessels Commercial Credit Facility Agreement	£ 28,375,137.00	£ 28,035,137.67 TT Equiv. 351,119,721.43	2007 to 2008	Aggregate of Libor Rate plus margin 0.40 percent per annum	£ 0.00	£ 28,035,137.67	289,933,786.76	Commercial Credit Facility dated 5th April, 2007. Repayment in eight (8) equal instalments commencing 6th April, 2011 with final instalment due on 5th October, 2014.
(95) Six Fast Patrol Craft Commercial Finance Facility Equivalent to AUD 17,050,000	US 15,218,245.97 Equiv. to AUD 17,050,000.00	US 10,463,798.11 TT Equiv. 65,683,560.19	2008 to 2010	Aggregate of Libor Rate plus margin 0.95 percent per annum	US 0.00	US 10,463,798.11	66,594,750.31	Commercial Finance Facility agreement dated 18th April, 2008. Bullet Tranche to be paid on maturity 18th April, 2016 or any earlier date on which an acceleration notice is served. Downpayment Tranche of US\$9,356,312.89 to be repaid in eight instalments commencing 18th October, 2012 and final instalment on 18 April, 2016.
(96) Six Fast Patrol Craft Export Finance Loan Facility Equivalent to AUD 58,313,000	US 52,832,465.71 Equiv. to AUD 58,313,000.00	US 52,832,465.71 TT Equiv. 332,692,532.60	2010	Fixed 3.93% plus margin 0.65 percent per annum	US 0.00	US 52,832,465.71	336,241,661.52	Loan agreement dated 18th April, 2008. Repayment commences 18th October, 2010 with final instalment on 18th October, 2018.
(97) Republic of Trinidad & Tobago US\$150Mn. 5.875 percent Fixed Rate Notes due 2027	US 150,000,000.00	US 150,000,000.00 TT Equiv. 944,615,376.00	2007	5.875 percent	US 0.00	US 150,000,000.00	954,645,000.00	Loan Agreement dated 17th May, 2007 to refinance Republic of Trinidad and Tobago US\$150Mn. 8 percent Fixed Rate Notes due 2006. Repayable on Maturity 17th May, 2027.
(98) US\$29Mn. reduced to US\$13Mn. National Oncology Programme	US 13,000,000.00	US 11,111,348.51 TT Equiv. 70,057,612.86	2005 to 2008	Variable Libor Rate plus margin	US 3,472,296.40 TT Equiv. 21,911,023.64	US 7,639,052.11	48,617,219.34	Loan Agreement dated 31st October, 2005, amended to US\$13Mn. on 21st May, 2008. Repayment in sixteen (16) semi-annual instalments which commenced 30th May, 2008 with final instalment due on 30th November, 2015.
(99) US\$79,726,593.75 Supply of Four Helicopters Export Credit Facility	US 79,726,593.75	US 23,899,756.96 TT Equiv. 152,403,970.18	2010	Libor plus margin 1.45% per annum	US 0.00	US 23,899,756.96	152,105,223.22	Principal repayment in four (4) tranches consisting twenty equal instalments each. Tranche 1 and 2 commencing 15th December, 2011 and ending 15th June, 2021 Tranche 3 and 4 commencing 15/12/2012 and ending 15/06/2022
Carried Forward:							25,580,906,467.36	

STATEMENT OF THE PUBLIC DEBT OF TRINIDAD AND TOBAGO AS AT 2010 SEPTEMBER 30

LEGAL AUTHORITY	FOREIGN CURRENCY TRANSACTIONS						TT CURRENCY	REMARKS
	AMOUNT AUTHORISED TO BE RAISED	AMOUNT REALISED	YEAR	RATE OF INTEREST	AMOUNT REPAYED TO DATE	AMOUNT OUTSTANDING	PRESENT DEBT AT CURRENT RATE OF EXCHANGE	
Brought Forward:							25,580,906,467.36	
B-EXTERNAL LOANS (Cont'd)								
(100) US\$13,845,027.00 Supply of Four Helicopters Commercial Loan	US 13,845,027.00	US 4,150,342.80 TT Equiv. 26,465,905.97	2010	USD Libor plus margin 3.50% per annum	US 0.00	US 4,150,342.80	26,414,026.68	Loan agreement dated 11th February, 2010 Principal repayment in three tranches Progress tranche in fourteen (14) instalments commencing 15th December, 2010 and ending on 15th June, 2017 Tranche 1 and 2 in twelve (12) instalments commencing 15th December, 2011 and ending on 15th June, 2017 Tranche 3 and 4 in ten instalments commencing 15th December, 2012 and ending on 15th June, 2017
Loans Raised under Chapter 71:06 of the Revised Laws of the Republic of Trinidad and Tobago								
(101) International Bank for Reconstruction and Development (I.B.R.D.) Loan #3863 Environmental Management Project	US 6,250,000.00	US 5,669,983.88 TT Equiv. 35,176,675.97	1995 to 2001	cost of qualified borrowing determined in respect of preceding semester plus 1/2 of 1 percent	US 5,514,581.25 TT Equiv. 34,804,559.17 US\$ 155,402.63 transfer to Revenue	US 0.00	0.00	Loan Agreement dated 28th April, 1995. Repayment in semi-annual instalments which commenced 1st October 1998 with final instalment paid 15th April, 2010. Savings of US\$155,402.63 due to revaluing of pool units transferred to Revenue
(102) International Bank for Reconstruction and Development Loan No. 3956-TR. Basic Education Project	US 51,000,000.00	US 47,930,266.57 TT Equiv. 299,065,583.47	1997 to 2004	cost of qualified borrowing in respect of the preceding semester	US 47,611,374.46 TT Equiv. 300,143,776.88	US 318,892.11	2,029,525.06	Loan Agreement dated 18th September, 1995. Repayment in semi-annual instalments which commenced 2nd August, 1999 with final instalment due on 1st February, 2011. The sum of US\$3,069,733.43 has been cancelled.
(103) International Bank for Reconstruction and Development Loan #4458-TR Postal Sector Reform Project	US 14,850,000.00	US 11,450,000.00 TT Equiv. 71,838,735.07	1999 to 2007	Variable USD Libor plus libor total spread	US 6,892,800.00 TT Equiv. 43,505,802.72	US 4,557,200.00	29,003,387.96	Loan Agreement dated 14th June, 1999. Repayment in semi-annual instalments which commenced 15th December, 2004 with final instalment due on 15th June, 2014. The sum of US\$3,400,000.00 has been cancelled.
(104) International Bank for Reconstruction and Development Loan #7184-OTR HIV/AIDS Prevention and Control	US 20,000,000.00	US 18,380,498.28 TT Equiv. 115,350,344.13	2003 to 2010	Variable Rate	US 3,081,758.84 TT Equiv. 8,828,184.25	US 15,298,739.44	97,365,767.42	Loan Agreement dated 27th June, 2003. Repayment in semi-annual instalments which commenced 1st November, 2008 with final instalment due on 1st May, 2018.
Carried Forward:							25,735,719,174.48	

STATEMENT OF THE PUBLIC DEBT OF TRINIDAD AND TOBAGO AS AT 2010 SEPTEMBER 30

LEGAL AUTHORITY	FOREIGN CURRENCY TRANSACTIONS						TT CURRENCY	REMARKS
	AMOUNT AUTHORISED TO BE RAISED	AMOUNT REALISED	YEAR	RATE OF INTEREST	AMOUNT REPAYED TO DATE	AMOUNT OUTSTANDING	PRESENT DEBT AT CURRENT RATE OF EXCHANGE	
Brought Forward:							25,735,719,174.48	
B-EXTERNAL LOANS (Cont'd)								
Loans Raised under Chapter 71:07 of the Revised Laws of the Republic of Trinidad and Tobago								
(105) Inter-American Development Bank Loan #215/IC-TT Primary Education Programme	US 29,900,000.00	US 29,223,436.80 TT Equiv. 137,215,193.21	1988 to 1997	Average borrowing cost plus spread	US 28,423,339.19 TT Equiv. 180,882,092.94	US 800,097.61	5,092,061.22	Loan Agreement dated 26th March, 1987. Repayment in semi-annual instalments which commenced 24th September, 1992 with final instalment due on 24th March, 2012. The sum of US\$676,563.20 has been cancelled.
(106) Inter-American Development Bank Loan #584/OC-TT National Settlements Programme	US 66,100,000.00	US 64,188,341.67 TT Equiv. 370,703,642.22	1991 to 2004	Average borrowing cost	US 45,068,471.07 TT Equiv. 288,393,671.75	US 19,119,870.60	121,684,592.46	Loan Agreement dated 20th June, 1990. Repayment in semi-annual instalments which commenced 20th September, 2002 with final instalment due on 20th March, 2015. The sum of US\$1,911,658.33 has been cancelled.
(107) Inter-American Development Bank Loan #700/OC-TT Rehabilitation of Access Roads and Reconstruction of Bridges	US 31,500,000.00	US 33,114,226.93 TT Equiv. 200,758,331.21	1994 to 2000	Variable USD Libor Plus spread with effect from 1st August, 2009	US 26,008,952.45 TT Equiv. 166,074,968.54	US 7,105,274.48	45,220,098.37	Loan Agreement dated 31st March, 1993. Repayment in semi-annual instalments which commenced 31st March, 2001 with final instalment due on 31st March, 2013. US\$1,614,226.93 provided to meet shortfall in Principal repayment due to revaluation of the Units of Accounts up to 31st July, 2009.
(108) Inter-American Development Bank Loan #758/OC-TT Investment Sector Loan	US 65,000,000.00	US 69,954,389.21 TT Equiv. 423,502,672.11	1993 to 1999	Variable USD Libor Plus spread with effect from 1st August, 2009	US 52,071,782.17 TT Equiv. 333,106,875.67	US 17,882,607.04	113,810,275.98	Loan Agreement dated 5th August, 1993. Repayment in semi-annual instalments which commencing 5th February, 1999 with final instalment due on 5th August, 2013. US\$4,954,389.21 provided to meet shortfall in Principal repayment due to revaluation of Units of Accounts up to 31st July, 2009.
(109) Inter-American Development Bank Loan #759/OC-TT Investment Sector Loan	US 15,000,000.00	US 16,096,851.69 TT Equiv. 97,931,690.25	1993 to 1999	Variable USD Libor Plus spread with effect from 1st August, 2009	US 11,935,112.93 TT Equiv. 76,301,400.34	US 4,161,738.76	26,486,553.99	Loan Agreement dated 5th August, 1993. Repayment in semi-annual instalments which commenced 5th February, 1999 with final instalment on 5th August, 2013. US\$1,096,851.69 provided to meet shortfall in Principal repayment due to revaluation of Units of Accounts up to 31st July, 2009.
Carried Forward:							26,048,012,756.50	

STATEMENT OF THE PUBLIC DEBT OF TRINIDAD AND TOBAGO AS AT 2010 SEPTEMBER 30

LEGAL AUTHORITY	FOREIGN CURRENCY TRANSACTIONS						TT CURRENCY	REMARKS
	AMOUNT AUTHORISED TO BE RAISED	AMOUNT REALISED	YEAR	RATE OF INTEREST	AMOUNT REPAYED TO DATE	AMOUNT OUTSTANDING	PRESENT DEBT AT CURRENT RATE OF EXCHANGE	
Brought Forward:							26,048,012,756.50	
B-EXTERNAL LOANS (Cont'd)								
(110) Inter-American Development Bank Loan #764/OC-TT Multi-Sectoral Pre-Investment Programme	US 10,500,000.00	US 2,319,918.76 TT Equiv. 14,377,781.50	1994 to 2001	Variable USD Libor Plus spread with effect from 1st August,2009	US 1,664,441.02 TT Equiv. 10,670,593.64	US 655,477.74	4,171,656.98	Loan Agreement dated 28th September, 1993. Repayment in semi-annual instalments which commenced 28th March, 2003 with final instalment due on 28th September, 2013. US\$134,043.67 provided to meet shortfall in Principal repayment due to the revaluation of Units of Accounts up to 31st July, 2009.
(111) Inter-American Development Bank Loan #796/SF-TT Primary Education Programme	6,900,000.00	6,807,839.47 TT Equiv. 32,718,385.66	1988	2 percent	3,911,179.87 TT Equiv. 24,512,621.97	2,896,659.60	18,435,210.69	Loan Agreement dated 26th March, 1987. Repayment in semi-annual instalments which commenced 24th March, 1995 with final instalment due on 24th March, 2022.
(112) Inter-American Development Bank Loan #819/SF-TT Global Agricultural Credit Programme	US 1,950,000.00	US 1,950,000.00 TT Equiv. 9,832,247.00	1989 to 1996	2 percent	US 974,999.97 TT Equiv. 6,143,055.91	US 975,000.03	6,205,192.69	Loan Agreement dated 5th December, 1988. Repayment in semi-annual instalments which commenced 24th May, 1997 with final instalment due on 24th November, 2023.
(113) Inter-American Development Bank Loan #857/SF-TT Environmental Protection and Rehabilitation Programme	US 4,000,000.00	US 3,384,677.04 TT Equiv. 20,629,200.66	1994 to 2000	2 percent	US 1,311,088.59 TT Equiv. 8,259,426.23	US 2,073,588.45	13,196,938.97	Loan Agreement dated 30th October, 1991. Repayment in semi-annual instalments which commenced 30th April, 2000 with final instalment due on 30th October, 2026. The sum of US\$615,322.96 has been cancelled.
(114) Inter-American Development Bank Loan #872/OC-TT Community Development Fund Programme	US 28,000,000.00	US 23,946,194.64 TT Equiv. 150,280,350.93	1997 to 2004	Variable USD Libor Plus spread with effect from 1st August,2009	US 9,894,592.74 TT Equiv. 53,977,256.38	US 14,051,601.90	89,428,609.97	Loan Agreement dated 27th March, 1997. Repayment in semi-annual instalments which commenced 27th September, 2003 with final instalment due on 27th March, 2021. The sum of US\$4,053,805.36 has been cancelled.
(115) Inter-American Development Bank Loan #876/OC-TT Tourism Development Programme	US 5,000,000.00	US 3,988,009.57 TT Equiv. 24,949,929.91	1997 to 2003	Variable USD Libor Plus spread with effect from 1st August,2009	US 2,392,805.73 TT Equiv. 13,078,565.55	US 1,595,203.84	10,152,355.80	Loan Agreement dated 18th March,1995. Repayable in semi-annual instalments which commenced 18th September, 2003 and final instalment due on 18th September, 2015. The sum of US\$1,011,990.43 is undisbursed.
Carried Forward:							26,189,602,721.61	

STATEMENT OF THE PUBLIC DEBT OF TRINIDAD AND TOBAGO AS AT 2010 SEPTEMBER 30

LEGAL AUTHORITY	FOREIGN CURRENCY TRANSACTIONS						TT CURRENCY	REMARKS
	AMOUNT AUTHORISED TO BE RAISED	AMOUNT REALISED	YEAR	RATE OF INTEREST	AMOUNT REPAYED TO DATE	AMOUNT OUTSTANDING	PRESENT DEBT AT CURRENT RATE OF EXCHANGE	
Brought Forward							26,189,602,721.61	
B-EXTERNAL LOANS (Cont'd)								
(116) Inter-American Development Bank Loan #881/OC-TT Agriculture Sector Reform Programme	US 65,000,000.00	US 24,418,673.91 TT Equiv. 150,703,337.11	1996 to 2000	Variable USD Libor Plus spread with effect from 1st August,2009	US 14,211,540.76 TT Equiv. 90,850,590.47	US 10,207,133.15	64,961,257.51	Loan Agreement dated 11th June, 1996. Repayment in semi-annual instalments which commenced 11th December, 2001 with final instalment due on 11th June, 2016. The sum of US\$41,983,400.00 has been cancelled. US\$1,402,073.91 provided to meet shortfall in Principal repayment due to revaluation of Unit of Accounts up to 31st July, 2009.
(117) Inter-American Development Bank Loan #882/OC-TT Agriculture Sector Reform Programme	US 9,000,000.00	US 6,826,109.85 TT Equiv. 42,930,325.11	2000 to 2006	Variable USD Libor Plus spread with effect from 1st August,2009	US 3,463,798.51 TT Equiv. 21,849,690.97	US 3,362,311.34	21,398,758.06	Loan Agreement dated 11th June, 1996. Repayment in semi-annual instalments which commenced on 11th December, 2003 with final instalment due on 11th June, 2016. The sum of US\$2,173,890.15 has been cancelled.
(118) Inter-American Development Bank Loan #932/OC-TT National Highways Programme	US 120,000,000.00	US 119,783,401.78 TT Equiv. 751,151,041.43	1998 to 2009	Variable USD Libor Plus spread with effect from 1st August,2009	US 53,734,603.74 TT Equiv. 339,693,149.24	US 66,048,798.04	420,354,365.37	Loan Agreement dated 12th July, 1996. Repayable in semi-annual instalments which commenced on 12th January, 2004 with final instalment due on 12th July, 2016.
(119) Inter-American Development Bank Loan #937/OC-TT Health Reform Programme	US 134,000,000.00	US 128,275,664.28 TT Equiv. 934,905,667.90	1998 to 2010	Variable USD Libor Plus spread with effect from 1st August,2009	US 42,479,614.94 TT Equiv. 268,436,034.99	US 85,796,049.34	546,031,796.81	Loan Agreement dated 12th July, 1996. Repayment in semi-annual instalments which commenced on 12th January, 2004 with final instalment due on 12th July, 2021.
(120) Inter-American Development Bank Loan #1180/OC-TT Secondary Education Modernization Programme	US 105,000,000.00	US 88,070,620.45 TT Equiv. 555,357,918.18	2000 to 2010	Variable USD Libor Plus spread with effect from 1st August,2009	US 12,238,934.42 TT Equiv. 77,482,798.51	US 75,831,686.03	482,615,599.40	Loan Agreement dated 6th July, 1999. Repayment in semi-annual instalments which commenced on 6th January, 2007 with final instalment due on 6th July, 2024.
Carried Forward:							27,724,964,498.76	

STATEMENT OF THE PUBLIC DEBT OF TRINIDAD AND TOBAGO AS AT 2010 SEPTEMBER 30

LEGAL AUTHORITY	FOREIGN CURRENCY TRANSACTIONS						TT CURRENCY	REMARKS
	AMOUNT AUTHORISED TO BE RAISED	AMOUNT REALISED	YEAR	RATE OF INTEREST	AMOUNT REPAYED TO DATE	AMOUNT OUTSTANDING	PRESENT DEBT AT CURRENT RATE OF EXCHANGE	
Brought Forward:							27,724,964,498.76	
B-EXTERNAL LOANS (Cont'd)								
(121) Inter-American Development Bank Loan #1402/OC-TT National Settlement Programme Second Stage	US 32,000,000.00	US 31,398,171.86 TT Equiv. 198,378,255.54	2003 to 2010	Variable USD Libor Plus spread with effect from 1st August,2009	US 3,634,601.47 TT Equiv. 22,951,783.40	US 27,763,570.39	176,695,691.03	Loan Agreement dated 21st June, 2002. Repayment in semi-annual instalments which commenced 15th June, 2006 with final instalment due on 15th June, 2027.
(122) Inter-American Development Bank Loan #1454/OC-TT Trade Sector Support Programme	US 5,000,000.00	US 2,565,922.54 TT Equiv. 16,192,703.53	2004 to 2010	Variable USD Libor Plus spread with effect from 1st August,2009	US 319,877.19 TT Equiv. 2,023,390.89	US 2,246,045.35	14,294,506.42	Loan Agreement dated 21st May, 2003. Repayment in semi-annual instalments which commenced 21st May, 2008 with final instalment due on 21st May, 2023.
(123) Inter-American Development Bank Loan #1523/OC-TT Public Sector Reform Initiation Programme	US 5,000,000.00	US 2,504,411.70 TT Equiv. 15,837,979.50	2004 to 2010	Variable USD Libor plus Variable Rate	US 446,615.35 TT Equiv. 2,827,830.37	US 2,057,796.35	13,096,433.31	Loan Agreement dated 17th March, 2004. Repayment in thirty-five semi-annual instalments which commenced on 17th March, 2007 with final instalment due on 17th March, 2024.
(124) Inter-American Development Bank Loan #1808/OC-TT E-Government and Knowledge Brokering Programme	US 28,000,000.00	US 894,672.38 TT Equiv. 5,657,245.18	2010	Variable USD Libor Plus spread with effect from 1st August,2009	US 0.00	US 894,672.38	5,693,963.43	Loan Agreement dated 16th March, 2007. Repayable in semi-annual instalments commencing 16th March, 2013 and final instalment on 16th March 2032. Project Preparation Facility Loan #1626/OC-TT paid off against this loan.
Carried Forward:							27,934,745,092.95	

STATEMENT OF THE PUBLIC DEBT OF TRINIDAD AND TOBAGO AS AT 2010 SEPTEMBER 30

LEGAL AUTHORITY	FOREIGN CURRENCY TRANSACTIONS						TT CURRENCY	REMARKS
	AMOUNT AUTHORISED TO BE RAISED	AMOUNT REALISED	YEAR	RATE OF INTEREST	AMOUNT REPAYED TO DATE	AMOUNT OUTSTANDING	PRESENT DEBT AT CURRENT RATE OF EXCHANGE	
Brought Forward:							27,934,745,092.95	
B-EXTERNAL LOANS (Cont'd)								
(125) Inter-American Development Bank Loan #1965/OC-TT Citizen Security Programme	US 24,500,000.00	US 3,178,511.31 TT Equiv. 20,077,029.73	2008 to 2010	Variable USD Libor Plus spread with effect from 1st August,2009	US 0.00	US 3,178,511.31	20,228,999.53	Loan Agreement dated 5th April, 2008. Repayable in semi-annual instalment commencing on 5th October, 2014 and final instalment on 5th April, 2028. Project Preparation Facility Loan # 1680/OC-TT paid off against this Loan
(126) Inter-American Development Bank Loan #2138/OC-TT Seamless Education System	US 48,750,000.00	US 191,073.48 TT Equiv. 1,214,252.86	2010	Variable USD Libor Plus spread	US 0.00	191,073.48	1,216,048.95	Loan Agreement dated 17th August, 2009 Repayable in semi annual instalments commencing 17th February, 2014 with final instalment 17th August, 2029
Loans Raised under Chapter 54:40 of the Revised Laws of the Republic of Trinidad and Tobago								
(127) Caribbean Development Bank Loan No. 6/OR-TT Water Supply Project (Rural and Leeward Tobago)	US 2,730,000.00 TT 1,872,000.00	US 2,438,623.76 TT Equiv. 14,432,574.98 TT\$ portion 1,872,000.00 Equiv. to US\$316,976.53	1993 to 1997	Variable	US 1,528,921.74 TT Equiv. 9,663,152.42 TT 998,400.00	US 909,702.02 TT 873,600.00 Converted to US\$140,459.21 w.e.f. 31/10/08	5,789,616.57	Loan Agreement dated 17th December,1990 between the Government of Trinidad and Tobago, C.D.B. and W.A.S.A. Repayable in sixty (60) quarterly instalments which commenced 31st December, 2000 with final instalment due on 01st October, 2015. Outstanding TT\$ Amount converted to US\$140,459.21 with effect from 31st October, 2008.
TOTAL:							27,961,979,758.00	

STATEMENT OF THE PUBLIC DEBT OF TRINIDAD AND TOBAGO AS AT 2010 SEPTEMBER 30

LEGAL AUTHORITY	AMOUNT AUTHORISED TO BE RAISED		VALUE OF BONDS OR STOCK ISSUED		AMOUNT REALISED	RATE OF INTEREST	AMOUNT REPAYED TO DATE		PRESENT DEBT	
	\$	¢	\$	¢			\$	¢	\$	¢
Loans Serviced under Head 18 - Ministry of Finance										
Tourism Industrial Development Co. of Trinidad & Tobago Ltd										
(1) FCB Mortgage & Trust Co. Floating Rate Bond (2001-2009)	110,000,000.00		115,128,411.00		115,128,411.00	9.35%	115,128,411.00			0.00
(2) FCB Fixed Rate Bond (2000-2020)	180,000,000.00		180,000,000.00		180,000,000.00	12.25%	85,500,000.00			94,500,000.00
(3) FC Trust & Merchant Bank Limited Fixed Rate Bond (2002-2027)	595,000,000.00		707,259,718.00		707,259,718.00	12.55%	160,740,845.00			546,518,873.00
National Maintenance Training and Security Co. Limited										
(4) Unit Trust Fixed Rate Bond (2001-2021)	175,000,000.00		175,000,000.00		175,000,000.00	10.15%	67,307,692.31			107,692,307.69
(5) Unit Trust Fixed Rate Bond (2002-2021)	225,000,000.00		225,000,000.00		225,000,000.00	10.15%	92,307,692.31			132,692,307.69
(6) Citicorp Merchant Bank Ltd Fixed Rate Bond (2000-2020)	174,100,000.00		175,614,572.00		175,614,572.00	11.75%	86,282,876.52			89,331,695.48
Carried Forward:										970,735,183.86

STATEMENT OF THE PUBLIC DEBT OF TRINIDAD AND TOBAGO AS AT 2010 SEPTEMBER 30

LEGAL AUTHORITY	AMOUNT AUTHORISED TO BE RAISED		VALUE OF BONDS OR STOCK ISSUED		AMOUNT REALISED	RATE OF INTEREST	AMOUNT REPAID TO DATE		PRESENT DEBT		
	\$	¢	\$	¢			\$	¢	\$	¢	\$
Loans Serviced under Head 18 - Ministry of Finance Brought Forward:											970,735,183.86
Urban Development Corporation of Trinidad and Tobago Ltd											
(7) FINCOR Fixed Rate Loan (2002-2010)	45,000,000.00		46,661,528.49		46,661,528.49	6.85%	42,161,528.49		4,500,000.00		
(8) Central Bank Fixed Rate Bond (2006-2018)	192,000,000.00		192,000,000.00		192,000,000.00	7.00%	72,000,000.00		120,000,000.00		
National Insurance Property Development Co. Limited											
(9) RBTT Merchant & Bank & Finance Ltd Fixed Rate Bond (2006-2018)	286,252,764.00		286,252,764.00		286,252,764.00	8.25%	83,490,389.50		202,762,374.50		
(10) Scotia Trust & Merchant Bank Ltd Fixed Rate Bond (2005-2017)	150,000,000.00		150,000,000.00		150,000,000.00	6.25%	24,999,999.70		125,000,000.30		
(11) FINCOR Fixed Rate Loan (2002-2014)	265,282,896.00		265,282,896.00		265,282,896.00	7.30%	165,801,809.71		99,481,086.29		
(12) ANSA Merchant Bank Limited	44,765,312.79		44,765,312.79		44,765,312.79		44,765,312.79			0.00	
Carried Forward:											1,522,478,644.95

STATEMENT OF THE PUBLIC DEBT OF TRINIDAD AND TOBAGO AS AT 2010 SEPTEMBER 30

LEGAL AUTHORITY	AMOUNT AUTHORISED TO BE RAISED	VALUE OF BONDS OR STOCK ISSUED	AMOUNT REALISED	RATE OF INTEREST	AMOUNT REPAID TO DATE	PRESENT DEBT
	\$ ¢	\$ ¢	\$ ¢		\$ ¢	\$ ¢
Loans Serviced under Head 18 - Ministry of Finance Brought Forward:						1,522,478,644.95
B.W.I.A West Indies Airways Limited						
(13) UTC Fixed Rate Loan (2005-2017)	222,900,000.00	222,900,000.00	222,900,000.00	6.30%	92,875,000.00	130,025,000.00
Taurus Services Limited						
(14) FINCOR Floating Rate Bond (1997-2012)	240,820,014.00	302,601,657.63	302,601,657.63	11.75%	267,686,419.63	34,915,238.00
(15) FCB Guaranteed Fixed Rate Loan (2000-2022)	268,000,000.00	335,606,124.00	335,606,124.00	11.50%	133,898,292.00	201,707,832.00
(16) FCB Guaranteed Interest Loan (1993-2022)	362,000,000.00	551,474,838.00	551,474,838.00	11.50%	220,665,583.00	330,809,255.00
(17) FCB Guaranteed Fixed Rate Loan (1994-2022)	101,000,000.00	154,823,310.00	154,823,310.00	11.50%	61,988,360.00	92,834,950.00
(18) FCB Guaranteed Interest Loan (1994-2022)	60,000,000.00	91,518,445.00	91,518,445.00	11.50%	36,688,181.00	54,830,264.00
Carried Forward:						2,367,601,183.95

STATEMENT OF THE PUBLIC DEBT OF TRINIDAD AND TOBAGO AS AT 2010 SEPTEMBER 30

LEGAL AUTHORITY	AMOUNT AUTHORISED TO BE RAISED		VALUE OF BONDS OR STOCK ISSUED		AMOUNT REALISED	RATE OF INTEREST	AMOUNT REPAID TO DATE		PRESENT DEBT	
	\$	¢	\$	¢			\$	¢	\$	¢
Loans Serviced under Head 18 - Ministry of Finance Brought Forward:										2,367,601,183.95
(19) FCB Guaranteed Rate Loan (1993-2022)	155,000,000.00		236,289,205.00		236,289,205.00	11.50%	94,644,353.00		141,644,852.00	
(20) FINCOR Fixed Rate Bond (2000-2015) USD 31.4Mn	218,352,795.23		218,352,795.23		218,352,795.23	10.13%	131,563,784.14		86,789,011.09	
(21) FCB Guaranteed Fixed Rate Loan (2004-2014) USD 32.6Mn	204,584,560.00		204,584,560.00		204,584,560.00	6.25%	90,331,340.00		114,253,220.00	
(22) FINCOR Fixed Rate Bond (2000-2015)	494,000,000.00		552,443,277.00		552,443,277.00	11.50%	335,412,003.00		217,031,274.00	
Caroni (1975) Limited										
(232) RBTT Merchant Bank & Finance Ltd. Fixed Rate Bond Series 1 (2003-2013) Series 2 (2003-2018)	719,000,000.00		719,000,000.00		719,000,000.00	6.25%	315,619,047.63		403,380,952.37	
(24) FINCOR Floating Rate Bond (1999-2014)	438,500,000.00		438,500,000.00		438,500,000.00	12.60%	292,333,344.00		146,166,656.00	
(25) FINCOR Floating Rate Bond (2003-2018)	489,300,000.00		489,300,000.00		489,300,000.00	6.45%	226,076,763.00		263,223,237.00	
(26) FINCOR Floating Rate Bond (1999-2012)	100,000,000.00		100,000,000.00		100,000,000.00	12.00%	62,720,692.81		37,279,307.19	
Carried Forward:										3,777,369,693.60

STATEMENT OF THE PUBLIC DEBT OF TRINIDAD AND TOBAGO AS AT 2010 SEPTEMBER 30

LEGAL AUTHORITY	AMOUNT AUTHORISED TO BE RAISED	VALUE OF BONDS OR STOCK ISSUED	AMOUNT REALISED	RATE OF INTEREST	AMOUNT REPAID TO DATE	PRESENT DEBT
	\$ ¢	\$ ¢	\$ ¢		\$ ¢	\$ ¢
Loans Serviced under Head 18 - Ministry of Finance Brought Forward:						3,777,369,693.60
(27) FINCOR Floating Rate Bond (1999-2012)	120,000,000.00	120,000,000.00	120,000,000.00	12.00%	85,714,280.00	34,285,720.00
(28) FINCOR Fixed Rate Bond (2003-2015)	518,500,000.00	576,183,690.00	576,183,690.00	7.13%	205,779,889.00	370,403,801.00
(29) First Caribbean International Banking Fixed Rate Bond	131,000,000.00	131,000,000.00	131,000,000.00	5.55%	78,600,000.00	52,400,000.00
First Citizens Holdings Limited						
(30) FCB Guaranteed Fixed Rate Loan (1994-2022)	86,200,000.00	104,281,644.00	104,281,644.00	11.50%	39,105,614.00	65,176,030.00
TOTAL						4,299,635,244.60

**LETTERS OF COMFORT
ISSUED BY THE GOVERNMENT OF THE REPUBLIC OF TRINIDAD AND TOBAGO
AS AT 2010 SEPTEMBER 30**

STATE ENTERPRISE / STATUTORY BOARD	LENDING AGENCY	LOAN AMOUNT	BALANCE AS AT 2009 SEPTEMBER 30	BALANCE AS AT 2010 SEPTEMBER 30
<u>Economic Management Division</u> Housing Development Corporation	First Citizens Bank Ltd. TT\$ 300,000,000.00	300,000,000.00	300,000,000.00	300,000,000.00
	TT\$ 150,000,000.00	150,000,000.00	150,000,000.00	150,000,000.00
	Republic Bank Limited TT\$120,000,000.00	120,000,000.00	0.00	92,656,875.00
		570,000,000.00	450,000,000.00	542,656,875.00
Airports Authority of Trinidad and Tobago	First Citizens Bank Ltd. TT\$ 193.0 Mn	193,000,000.00	135,100,000.00	122,233,334.00
	ANSA Merchant Bank US\$ 27.2Mn increase to US\$ 43.5Mn	283,800,000.00	281,417,643.00	252,264,941.00
	RBTT Merchant Bank Ltd. US\$23,443,550	148,866,542.50	119,498,338.54	104,441,250.00
		625,666,542.50	536,015,981.54	478,939,525.00
Port Authority of Trinidad and Tobago	Caribbean Money Market Brokers Ltd. US\$ 13.4 Mn	84,775,100.00	81,110,468.00	72,489,377.00
	RBTT Merchant Bank TT\$ 71,515,000	71,515,000.00	71,515,000.00	60,787,750.00
		156,290,100.00	152,625,468.00	133,277,127.00
Public Transport Service Corporation	First Citizens Bank Ltd. TT\$ 66,042,900	66,042,900.00	39,625,740.00	26,417,160.00
	Republic Bank Ltd TT \$14,000,000.00 Ordinary Loan Facility	14,000,000.00	13,824,885.69	0.00
		80,042,900.00	53,450,625.69	26,417,160.00
Water & Sewerage Authority	First Citizens Bk Limited TT\$ 260Mn.	260,000,000.00	103,807,711.02	51,903,856.00
	First Citizens Bank US \$60,000.00	377,994,000.00	238,935,000.00	206,839,750.00

LETTERS OF COMFORT
ISSUED BY THE GOVERNMENT OF THE REPUBLIC OF TRINIDAD AND TOBAGO
AS AT 2010 SEPTEMBER 30

STATE ENTERPRISE / STATUTORY BOARD	LENDING AGENCY	LOAN AMOUNT	BALANCE AS AT 2009 SEPTEMBER 30	BALANCE AS AT 2010 SEPTEMBER 30
Water & Sewerage Authority	Republic Bank Ltd. Operating Account TT\$ 100 Mn Temporary Increase of TT\$ 320Mn	420,000,000.00	180,878,352.99	151,878,107.00
	RBTT US\$ 30 Mn	188,934,000.00	191,148,000.00	190,929,000.00
	Republic Bank Ltd. US\$ 30Mn	190,929,000.00	0.00	164,519,535.25
		1,437,857,000.00	714,769,064.01	766,070,248.25
Regional Health Authorities	South-West RHA	34,408,140.85	34,408,140.85	0.00
	Eastern RHA	15,377,052.00	15,377,052.00	0.00
	North Central RHA	56,197,399.00	56,197,399.00	0.00
	Regional Health Authorities	115,132,000.00	0.00	103,618,695.00
		221,114,591.85	105,982,591.85	103,618,695.00
Total EMD		3,090,971,134.35	2,012,843,731.09	2,050,979,630.25
<u>Investments Division</u>				
National Quarries Company of Trinidad and Tobago	First Citizens Bank US\$ 2,000,000	12,700,000.00	0.00	11,164,106.00
		12,700,000.00	0.00	11,164,106.00
Vehicle Maintenance Corporation of Trinidad and Tobago	First Citizens Trust & Merchant Bank US\$ 9,820,000	61,840,468.00	6,256,911.20	0.00
	Unit Trust Corporation US\$ 41.3 Mn	41,300,000.00	0.00	41,300,000.00
		103,140,468.00	6,256,911.20	41,300,000.00
National Helicopter Services Limited (NHSL)	Citibank (Trinidad and Tobago) Limited US\$ 6,425,000	40,474,287.50	14,620,547.34	8,762,277.00
	Unit Trust Corporation US\$ 6,375,000	40,148,475.00	16,247,580.00	8,114,483.00
	Republic Finance & Merchant Bank US\$ 11,500,000	73,273,400.00	71,965,979.54	77,644,460.00
		153,896,162.50	102,834,106.88	94,521,220.00

**LETTERS OF COMFORT
ISSUED BY THE GOVERNMENT OF THE REPUBLIC OF TRINIDAD AND TOBAGO
AS AT 2010 SEPTEMBER 30**

STATE ENTERPRISE / STATUTORY BOARD	LENDING AGENCY	LOAN AMOUNT	BALANCE AS AT 2009 SEPTEMBER 30	BALANCE AS AT 2010 SEPTEMBER 30
Urban Development Corporation of Trinidad & Tobago Limited	Citibank (Trinidad & Tobago) Ltd. US \$73.1 Mn	457,247,810.00	465,763,960.00	465,230,330.00
	First Citizens Bank TT\$ 320 Mn	320,000,000.00	321,068,415.62	0.00
	First Caribbean International Bank US \$81 Mn revised to US\$ 92.5 Mn	582,750,000.00	531,183,633.45	572,518,097.00
	Barclay's Capital Inc -US \$375Mn	2,385,637,500.00	2,394,072,362.31	2,272,916,470.00
	First Citizens Bank TT\$100Mn	100,000,000.00	0.00	100,000,000.00
		3,845,635,310.00	3,712,088,371.38	3,410,664,897.00
Sugar Manufacturing Company Ltd.	Republic Bank Limited TT\$ 25Mn	25,000,000.00	18,500,000.00	18,500,000.00
		25,000,000.00	18,500,000.00	18,500,000.00
Tourism Development Company Limited	ANSA Merchant Bank Limited TT\$233,191,981.93	233,191,982.00	0.00	0.00
		233,191,982.00	0.00	0.00
Evolving TecKnologies & Enterprise Development Company Ltd	First Caribbean International Bank-TT \$220,000,000 <u>TT \$190,000,000</u> <u>TT\$ 410,000,000</u>	410,000,000.00	233,319,538.00	431,166,267.00
		410,000,000.00	233,319,538.00	431,166,267.00
BWIA West Indies Airways Limited	First Citizens Trust & Mer.Bank Ltd. TT\$15,000,000	15,000,000.00	9,375,000.00	7,500,000.00
		15,000,000.00	9,375,000.00	7,500,000.00
National Infrastructure Development Company Ltd.	ANSA Merchant Bank Limited TT\$153,800,000	153,800,000.00	0.00	153,800,000.00
	RBTT Merchant Bank Ltd. TT\$53,800,000	53,000,000.00	0.00	51,233,333.00

**LETTERS OF COMFORT
ISSUED BY THE GOVERNMENT OF THE REPUBLIC OF TRINIDAD AND TOBAGO
AS AT 2010 SEPTEMBER 30**

STATE ENTERPRISE / STATUTORY BOARD	LENDING AGENCY	LOAN AMOUNT	BALANCE AS AT 2009 SEPTEMBER 30	BALANCE AS AT 2010 SEPTEMBER 30
National Infrastructure Development Company Ltd.	Citicorp Merchant Bank US\$52,000,000	327,600,000.00	0.00	264,754,880.00
	Scotiabank T&T Ltd. US\$12Mn	74,656,800.00	64,773,175.87	0.00
	Citicorp Merchant Bank- TT\$ 344,750,000 plus capitalised Interest	517,708,429.76	517,708,429.76	321,766,667.00
		1,126,765,229.76	582,481,605.63	791,554,880.00
EXIMBANK	Banco Latinoamericano De Exportaciones, SA US\$ 20,000,000	126,746,000.00	0.00	135,080,000.00
		126,746,000.00	0.00	135,080,000.00
National Insurance Property Development Company Limited (NIPDEC)	ANSA Merchant Bank TT\$ 37,400,000	37,400,000.00	37,400,000.00	31,166,667.00
		37,400,000.00	37,400,000.00	31,166,667.00
Total Investments Division		6,089,475,152.26	4,702,255,533.09	4,972,618,037.00
Grand Total		9,180,446,286.61	6,715,099,264.18	7,023,597,667.25

PROMISSORY NOTES AS AT 2010 SEPTEMBER 30

	\$	¢	\$	¢
Foreign Notes USD 15,687,853.50 @ 6.3716 as at 2009 September 30			99,956,727.36	
Local Notes as at 2009 September 30			<u>2,314,004,470.37</u>	
Balance as at 2009 September 30				2,413,961,197.73
Less: Drawdowns for Fiscal Year 2010	IBRD TT\$			(38,700.00)
Add: Promissory Notes for Fiscal Year 2010				
	CDB TT\$	256,078.00		<u>256,078.00</u>
				2,414,178,575.73
<u>Translation</u>				
USD 15,687,853.50 @ 6.3716 (2009)			99,956,727.36	
USD 15,687,853.50 @ 6.3643 (2010)			<u>99,842,206.03</u>	
Loss			(114,521.33)	
USD 6,672,517.00 @ 6.3643 (2010)			<u>42,465,899.94</u>	42,351,378.61
Balance as at 2010 September 30				<u><u>2,456,529,954.34</u></u>

PROMISSORY NOTES AS AT 2010 SEPTEMBER 30

Institution	Currency	Promissory Amount	Dated	Drawdown Period	Drawdown Amount \$	Balance US\$
<u>C.D.B.</u>	US\$	664,697.75	91.06.26	98.07.01 - 98.12.31	533,360.00	131,337.75
		664,697.75	91.12.09	-	0.00	664,697.75
		194,825.20	91.12.09	-	0.00	194,825.20
		194,825.20	91.12.09	-	0.00	194,825.20
		194,825.20	93.01.27	-	0.00	194,825.20
		664,697.75	93.01.27	-	0.00	664,697.75
		664,697.75	94.02.16	-	0.00	664,697.75
		664,702.74	95.04.21	-	0.00	664,702.74
		366,729.80	98.03.10	-	0.00	366,729.80
		366,729.80	99.02.09	-	0.00	366,729.80
		733,459.60	01.01.11	-	0.00	733,459.60
		366,729.80	01.11.29	-	0.00	366,729.80
		5,000,000.00	02.02.25	2005.09	1,125,907.00	3,874,093.00
		1,218,750.00	05.12.30	-	0.00	1,218,750.00
		4,875,000.00	07.07.30	-	0.00	4,875,000.00
		6,619,600.00	09.12.29	-	0.00	6,619,600.00
<u>I.A.D.B.</u>	US\$	198,022.16	01.01.26	-	0.00	198,022.16
		772,060.00	92.10.30	-	719,143.00	52,917.00
						250,939.16
<u>M.I.F.</u>	US\$	240,000.00	97.07.30	-	145,916.00	94,084.00
						94,084.00
<u>M.I.G.A.</u>	US\$	219,646.00	91.12.12	-	0.00	219,646.00
						219,646.00
					Total USD	22,360,370.50
Institution	Currency	Promissory Amount	Dated	Drawdown Period	Drawdown Amount \$	Balance TT\$
<u>C.D.B.</u>	TT\$	828,007.10	89.02.01	-	0.00	828,007.10
		817,783.91	89.08.07	-	0.00	817,783.91
		2,156,881.00	89.11.09	-	0.00	2,156,881.00
		2,458,970.00	89.01.23	86.12.31	1,475,382.00	983,588.00
		828,007.10	90.09.13	-	0.00	828,007.10
		817,783.91	90.09.13	-	0.00	817,783.91
		3,122,330.00	92.01.29	-	0.00	3,122,330.00
		9,209,939.00	95.05.08	-	0.00	9,209,939.00
		6,600,269.00	96.05.22	-	0.00	6,600,269.00
		4,652,390.00	97.05.12	-	0.00	4,652,390.00
		2,432,146.00	98.05.19	-	0.00	2,432,146.00
		94,363.00	99.04.13	-	0.00	94,363.00
		231,106.00	06.11.30	-	0.00	231,106.00
		409,143.00	08.05.13	-	0.00	409,143.00
		322,515.00	09.03.25	-	0.00	322,515.00
		256,078.00	10.08.20	-	0.00	256,078.00
<u>I.B.R.D.</u>	TT\$	3,600,000.00	68.08.09	72.10.30 - 92.12.24	1,081,771.10	2,518,228.90
		1,223,995.13	72.12.04	-	0.00	1,223,995.13
		3,456,738.75	82.07.08	-	0.00	3,456,738.75
		9,615,092.04	84.09.14	-	0.00	9,615,092.04
		2,941,201.94	87.09.15	-	0.00	2,941,201.94
		17,772,044.00	92.05.27	-	0.00	17,772,044.00
		12,997,350.00	94.08.30	-	0.00	12,997,350.00
		1,563,802.00	95.04.21	-	0.00	1,563,802.00
		22,845,615.06	96.06.18	-	0.00	22,845,615.06
					Total	74,934,067.82

PROMISSORY NOTES AS AT 2010 SEPTEMBER 30

Institution	Currency	Promissory Amount	Dated	Drawdown Period	Drawdown Amount \$	Balance TT\$
<u>I.D.A</u>	TT\$	1,178,523.00	08.11.27	-	0.00	1,178,523.00
		2,658,339.38	72.10.26	-	0.00	2,658,339.38
		155,183.00	03.07.07	-	0.00	155,183.00
		216,474.00	06.06.26	-	0.00	216,474.00
		127,241.00	06.11.22	-	0.00	127,241.00
		185,961.00	09.06.17	-	0.00	185,961.00
Total						<u>4,521,721.38</u>
<u>I.M.F</u>	TT\$	111,906,109.75	92.11.27	-	0.00	111,906,109.75
		335,718,329.26	92.11.27	-	0.00	335,718,329.26
		21,482,231.38	76.08.30	1980.07 - 1980.12	21,310,338.45	171,892.93
		17,080,128.69	85.09.30	-	0.00	17,080,128.69
		1,350,157.80	85.09.30	-	0.00	1,350,157.80
		28,500,000.00	70.10.30	75.10.02 - 84.05.09	27,767,887.22	732,112.78
		33,373,182.99	76.03.31	76.03.05 - 80.05.29	31,287,296.12	2,085,886.87
		998,186,723.38	93.11.30	02.02.07 - 04.02.24	707,238,563.60	290,948,159.78
		556,052,560.38	99.02.10	-	0.00	556,052,560.38
		187,715,619.29	99.02.10	-	0.00	187,715,619.29
		10,403,253.15	99.12.24	-	0.00	10,403,253.15
		5,455,443.46	02.09.13	-	0.00	5,455,443.46
		35,480,198.06	02.09.13	-	0.00	35,480,198.06
		73,366,445.12	02.11.13	-	0.00	73,366,445.12
		120,022,463.24	03.10.28	-	0.00	120,022,463.24
		13,769,846.35	03.10.28	-	0.00	13,769,846.35
		40,124,654.52	03.10.28	-	0.00	40,124,654.52
		397,761,506.64	08.05.21	-	0.00	397,761,506.64
858,961.08	08.10.28	-	0.00	858,961.08		
Total						<u>2,201,003,729.15</u>
Total TTD						<u>2,314,221,848.37</u>

SUMMARY

Promissory amount -	TTD 2,314,221,848.37		2,314,221,848.37
Promissory amount -	USD 22,360,370.50	@ 6.3643	142,308,105.97
			<u>2,456,529,954.34</u>

ACRONYMS

C.D.B.	Caribbean Development Bank
I.A.D.B.	Inter-American Development Bank
I.B.R.D.	International Bank for Reconstruction and Development
I.D.A.	International Development Association
I.M.F.	International Monetary Fund
M.I.F.	Multilateral Investment Fund
M.I.G.A	Multilateral Investment Guarantee Agency

Closing Rate - 6.3643 as at 2010 September 30

**BALANCES OUTSTANDING ON THE
BUILD, OPERATE, LEASE AND TRANSFER (BOLT) PROJECTS
AS AT 2010 SEPTEMBER 30**

<u>PROJECT NAME</u>	<u>OUTSTANDING BALANCES</u>			
	<u>2009</u>		<u>2010</u>	
	\$	c	\$	c
Attorney General Head Office	51,048,522.45		44,608,769.99	
Industrial Court Building	10,733,640.80		7,524,604.35	
Ministry of Works and Transport (Head Office)	49,165,227.84		48,048,143.65	
Sangre Grande Police Divisional Headquarters	13,901,798.79		12,966,823.66	
San Fernando Police Divisional Headquarters	15,587,065.56		14,538,746.63	
Stadia Project	218,856,191.18		195,808,521.98	
Trinity Schools	68,021,218.03		64,470,705.26	
National Library Building Complex (Building)	186,288,543.59		176,919,853.77	
National Library Building Complex (Furniture & Fittings)	57,783,603.02		46,644,906.04	
TOTAL	671,385,811.26		611,531,075.33	

Note:

BOLT - Build, Operate, Lease and Transfer, as the acronym implies, is an arrangement whereby Financial Institutions finance the construction of buildings or purchase furniture and equipment required on behalf of the Government.

These Financial Institutions enter into lease arrangements with the respective Ministries/Departments and are paid lease rentals and other fees for the management and maintenance of the buildings etc. while occupied/used by the lessees. At the end of the lease agreements, ownership is then transferred to the Government.

**BALANCES ON LOANS ASSUMED BY
THE GOVERNMENT OF THE REPUBLIC OF TRINIDAD AND TOBAGO
AS AT 2010 SEPTEMBER 30
IN RESPECT OF COMPANIES IN WHICH
GOVERNMENT HAS/HAD A SHAREHOLDING**

COMPANY LIABILITY	2009		2010	
	\$	¢	\$	¢
West Indies Shipping Corporation				
	<u>10,548,534.98</u>		<u>9,136,537.39</u>	
	<u>10,548,534.98</u>		<u>9,136,537.39</u>	

**STATEMENT OF LOANS OR CREDIT
GUARANTEED BY THE STATE
AS AT
2010 SEPTEMBER 30**

**LOANS OR CREDITS GUARANTEED BY THE STATE
AS AT 2010 SEPTEMBER 30**

STATE ENTERPRISE / STATUTORY BOARD	LENDING AGENCY	AMOUNT GUARANTEED	BALANCE AS AT 2009 SEPTEMBER 30	BALANCE AS AT 2010 SEPTEMBER 30
<u>Economic Management Division</u>				
Airports Authority of Trinidad and Tobago	Citicorp Merchant Bank Limited \$300Mn	300,000,000.00	300,000,000.00	300,000,000.00
	Republic Finance and Merchant Bank \$300Mn	300,000,000.00	210,000,000.00	190,000,000.00
	Republic Finance and Merchant Bank 379.3Mn	426,669,792.00	167,491,597.00	132,934,507.00
	Trinidad and Tobago Unit Trust Corporation \$129,121,531	129,121,531.50	82,770,212.50	76,148,596.00
	Dresdner Bank AG US\$26,276,424.00	165,541,471.20	33,484,572.63	16,723,102.00
		1,321,332,794.70	793,746,382.13	715,806,205.00
Port Authority of Trinidad and Tobago	First Citizens Bank - Fixed Rate Bond Issue 2001 - 2011 TT\$ 150Mn.	150,000,000.00	33,333,333.33	16,666,672.00
	Citicorp Fixed Rate Bond Issue 2004-2019 -TT340.4Mn.	340,400,000.00	224,312,644.00	201,095,168.00
	US Fixed Rate Bond Issue 2007- 2017 - US\$66.5Mn.	420,712,250.00	317,783,550.00	275,096,868.00
		911,112,250.00	575,429,527.33	492,858,708.00
Public Transport Service Corporation	Citicorp - \$40Mn. Bond	40,000,000.00	1,176,470.59	0.00
	Fincor - \$75.3Mn. Bond plus interest capitalised	95,509,423.00	21,224,303.36	15,918,240.00
	Citicorp - \$130.1Mn. Bond	185,240,039.06	45,258,318.29	40,948,003.00
	First Citizen Bank Ltd TT\$93,645,285.79	93,645,285.79	68,673,209.55	62,430,190.00
		414,394,747.85	136,332,301.79	119,296,433.00
Regional Health Authorities	Scotia Trust & Merchant Bank (T&T) Limited TT\$121,384,503	121,384,503.00	26,010,964.94	8,670,322.00
	Citibank (T & T) Limited TT\$ 55,000,000	55,000,000.00	15,714,285.71	7,857,143.00
		176,384,503.00	41,725,250.65	16,527,465.00

**LOANS OR CREDITS GUARANTEED BY THE STATE
AS AT 2010 SEPTEMBER 30**

STATE ENTERPRISE / STATUTORY BOARD	LENDING AGENCY	AMOUNT GUARANTEED	BALANCE AS AT 2009 SEPTEMBER 30	BALANCE AS AT 2010 SEPTEMBER 30
The University of the West Indies	I.A.D.B. US\$ 22,930,537.00	145,070,042.33	69,884,842.94	69,997,600.81
	U.S. AID US\$3,870,000	24,483,555.00	8,609,987.68	7,576,520.95
	EDF €1,640,246	15,056,474.13	10,616,296.22	11,224,656.47
		184,610,071.46	89,111,126.84	88,798,778.23
Water and Sewerage Authority	First Citizens, Trust and Asset Management Limited TT\$ 55Mn	55,000,000.00	22,636,560.00	18,591,130.00
	Republic Finance and Merchant Bank Limited TT\$ 50Mn	50,000,000.00	50,000,000.00	50,000,000.00
	Republic Finance and Merchant Bank Limited - \$78.6Mn. Plus capitalised interest	99,695,097.00	22,154,474.00	16,615,857.00
	RBTT Merchant Bank Limited - \$300Mn. Plus capitalised interest	354,782,658.00	354,782,658.00	354,782,658.00
	Republic Finance and Merchant Bank Limited - \$343Mn. Plus capitalised interest	403,364,940.00	403,364,940.00	383,196,693.00
	Republic Finance and Merchant Bank Limited - \$330Mn. Plus capitalised interest	461,663,500.00	384,719,346.00	353,941,684.00
	Citicorp Merchant Bank - \$413Mn. Plus capitalised interest	471,641,641.00	377,313,313.00	282,984,985.00
	Republic Finance and Merchant Bank Limited - \$271.4Mn. Plus capitalised interest	296,974,125.00	168,009,520.00	142,161,900.00
	Citicorp Merchant Bank 145Mn	153,606,557.00	109,718,969.10	98,747,072.00
	Republic Finance and Merchant Bank Limited \$500Mn	500,000,000.00	387,500,000.00	362,500,000.00
	Central Bank of Trinidad and Tobago \$420Mn	432,220,000.00	432,220,000.00	432,220,000.00
	Central Bank of Trinidad and Tobago \$360Mn	360,000,000.00	252,000,000.00	216,000,000.00
	CBTT - TT\$300Mn FRB 2014	300,000,000.00	300,000,000.00	300,000,000.00
		3,938,948,518.00	3,264,419,780.10	3,011,741,979.00

**LOANS OR CREDITS GUARANTEED BY THE STATE
AS AT 2010 SEPTEMBER 30**

STATE ENTERPRISE / STATUTORY BOARD	LENDING AGENCY	AMOUNT GUARANTEED	BALANCE AS AT 2009 SEPTEMBER 30	BALANCE AS AT 2010 SEPTEMBER 30
Trinidad and Tobago Electricity Commission	Republic Finance and Merchant Bank \$200Mn	200,000,000.00	16,728,498.00	5,576,164.00
	Royal Merchant Bank and Finance Company Limited \$500Mn	714,292,720.00	483,198,016.00	441,180,798.00
	USD 76Mn. - 478.8 Mn.	478,800,000.00	489,165,005.03	479,152,917.00
		1,393,092,720.00	989,091,519.03	925,909,879.00
Housing Development Company	CBTT Bond TT306Mn	306,000,000.00	306,000,000.00	306,000,000.00
	CBTT Bond TT600.Mn	600,000,000.00	600,000,000.00	600,000,000.00
	CBTT Bond TT475.Mn	475,000,000.00	475,000,000.00	475,000,000.00
	CBTT Bond TT700.Mn	700,000,000.00	700,000,000.00	700,000,000.00
	CBTT Bond TT\$500Mn	500,000,000.00	500,000,000.00	500,000,000.00
		2,581,000,000.00	2,581,000,000.00	2,581,000,000.00
Total EMD		10,920,875,605.01	8,470,855,887.87	7,951,939,447.23
Investments				
Export Import Bank of Trinidad and Tobago	Scotiabank - Line of Credit (Revolving) TT\$44,680,000	44,680,000.00	41,752,000.00	0.00
		44,680,000.00	41,752,000.00	0.00
National Maintenance Training and Security Company Limited	Republic Bank Limited - Overdraft facility 4.3Mn	4,300,000.00	0.00	0.00
		4,300,000.00	0.00	0.00
Petroleum Company of Trinidad and Tobago Limited	Caribbean Development Bank US\$18Mn	74,668,528.04	6,851,078.38	0.00
		74,668,528.04	6,851,078.38	0.00
Taurus Services Limited	Agricultural Development Bank of Trinidad and Tobago Limited \$61.5Mn	61,500,000.00	11,500,000.00	9,625,000.00
		61,500,000.00	11,500,000.00	9,625,000.00
Urban Development Corporation Trinidad and Tobago Limited	First Citizens Bank TT\$ 497,342,684	497,342,684.00	0.00	497,342,684.00
	First Citizens Bank TT\$ 320Mn	320,000,000.00	0.00	320,959,485.00
		817,342,684.00	0.00	818,302,169.00

**LOANS OR CREDITS GUARANTEED BY THE STATE
AS AT 2010 SEPTEMBER 30**

STATE ENTERPRISE / STATUTORY BOARD	LENDING AGENCY	AMOUNT GUARANTEED	BALANCE AS AT 2009 SEPTEMBER 30	BALANCE AS AT 2010 SEPTEMBER 30
Trinidad and Tobago Mortgage Finance Company Limited	Mercantile Bond Issue \$100Mn	100,000,000.00	100,000,000.00	100,000,000.00
	National Insurance Board \$200Mn	200,000,000.00	110,000,000.00	100,000,000.00
		300,000,000.00	210,000,000.00	200,000,000.00
National Insurance Property Development Company Limited	TT\$ 500,000,000 6.25% Fixed Rate Bond 2028	500,000,000.00	0.00	500,000,000.00
	TT\$682Mn 6.8% Fixed Rate Bond 2022	682,000,000.00	682,000,000.00	682,000,000.00
	TT\$ 360,000,000 6.10% Fixed Rate Bond 2025	360,000,000.00	0.00	360,000,000.00
		1,542,000,000.00	682,000,000.00	1,542,000,000.00
National Insurance Development Company Limited	Scotia Bank T&T Ltd. US\$9,462,000.	60,219,006.60	0.00	60,219,007.00
	Scotiabank T&T Limited US\$ 12Mn plus capitalised Interest	74,656,800.00	0.00	45,820,261.00
		134,875,806.60	0.00	106,039,268.00
Education Facilities Company Limited	Central Bank of Trinidad and Tobago TT\$ 400Mn 5.35% Fixed Rate Bond 2016	400,000,000.00	0.00	400,000,000.00
		400,000,000.00	0.00	400,000,000.00
Total Investments		3,379,367,018.64	952,103,078.38	3,075,966,437.00
Grand Total		14,300,242,623.65	9,422,958,966.25	11,027,905,884.23

AUTHORITY

LIMIT

(a) Guarantee of Loans (Companies Act Chapter 71:82)	TT\$ 9,000,000,000
(b) Guarantee of Loans (Statutory Authorities Act 71:81)	Amount not specified
(c) Guarantee of Loans (U.W.I.) Act 1993	Amount not specified
(d) National Development (Inter-American Development Bank) Loans Act Chapter 71:07	Amount not specified

OFF-BALANCE SHEET FINANCING

TABLES

FINANCIAL YEAR 2010

STATEMENT OF OFF BALANCE SHEET FINANCING

As at the end of financial year 2010, Off Balance Sheet Financing totalled \$40,114.7 Mn as shown in the analysis below. This represents a increase of 4.4% when compared with the previous year.

Off Balance Sheet Financing

Contingent Liabilities	2006 Mn/000 \$	2007 Mn/000 \$	2008 Mn/000 \$	2009 Mn/000 \$	2010 Mn/000 \$
Loans or Credit Guaranteed by State	11,360.3	12,496.4	12,275.8	9,423.0	11,028.0
Letters of Comfort	5,880.1	5,380.1	5,047.7	6,715.1	7,023.6
Promissory Notes	1,987.3	2,012.6	2,410.0	2,414.0	2,456.5
Balances on Loans assumed by GORTT	12.5	11.7	11.1	10.5	9.1
Open Market Operations re: Treasury Bills /Notes	7,582.0	9,245.8	19,200.0	19,200.0	18,986.0
Balances o/s on BOLT Projects	839.0	774.5	722.5	671.4	611.5
Total	27,661.2	29,921.1	39,667.1	38,434.0	40,114.7

Comparison of Off Balance Sheet Financing and Public Debt with Revenue for the Financial Years 2006 to 2010

Year	Off Balance Sheet Financing Mn/000 \$	Public Debt Mn/000 \$	Total Debt Mn/000 \$	Total Revenue Mn/000 \$	Excess of Total Debt to Total Revenue %
2006	27,661.2	18,671.4	46,332.6	37,613.8	29%
2007	29,921.1	21,459.2	51,380.3	40,466.7	27%
2008	39,667.1	21,704.2	61,371.3	55,554.8	10%
2009	38,434.0	29,541.6	67,975.6	42,655.1	59%
2010	40,114.7	32,261.6	72,376.3	43,671.0	66%

In Financial year 2010, the total of Off Balance Sheet Financing and Public Debt exceeded Revenue by 66%.

**STATEMENT OF LOANS
FROM GENERAL REVENUE
AS AT
2010 SEPTEMBER 30**

SUMMARY OF LOANS FROM GENERAL REVENUE REPAYABLE TO
THE GOVERNMENT OF TRINIDAD AND TOBAGO AS AT 2010 SEPTEMBER 30

TO WHOM MADE	LOANS ISSUED	AMOUNT REPAYED / WRITTEN OFF	BALANCE OUTSTANDING AS AT 2010 SEPTEMBER 30
OTHER GOVERNMENTS	197,098,826.14	4,150,126.71	192,948,699.43
OTHERS	146,549,591.33	31,976,272.41	114,573,318.92
STATUTORY BODIES	1,507,797,057.75	1,778,381.96	1,506,018,675.79
TOTAL	1,851,445,475.22	37,904,781.08	1,813,540,694.14

**LOANS FROM GENERAL REVENUE REPAYABLE TO THE
GOVERNMENT OF TRINIDAD AND TOBAGO AS AT 2010 SEPTEMBER 30**

TO WHOM MADE	AMOUNT OF LOAN	DATE	AUTHORITY	TOTAL AMOUNT REPAID/ WRITTEN OFF AS AT 2010.09.30	BALANCE OUTSTANDING AS AT 2010.09.30	REMARKS
<u>OTHER GOVERNMENTS</u>	\$ 197,098,826.14 [¢]			\$ 4,150,126.71 [¢]	\$ 192,948,699.43 [¢]	
<u>GOVERNMENT OF BELIZE</u>	250,000.00	1975 Dec.	4th S.G.W. 1975	250,000.00	0.00	Repaid in Full on 2010 June 14
<u>GOVERNMENT OF GRENADA</u>	103,938,450.00	2005 Dec.	Finance & Audit (Amendment) Act No. 37 of 2000	0.00	103,938,450.00	Bond to be repaid at par in equal semi-annual instalments on February 28 and August 31 commencing 2011 February 28. Interest chargeable at 2% per annum.
<u>GOVERNMENT OF DOMINICA</u>	23,279,259.24	2006 Aug.	Cabinet Minute #2738 dated 2004.09.30	0.00	23,279,259.24	Terms and conditions of repayment to be determined.
<u>GOVERNMENT OF BARBADOS</u>	EC 4,167,000.00		Loan Agreement dd 2004.03.15	EC 1,666,800.00	EC 2,500,200.00	Interest-free loan to be repaid over ten (10) years with a moratorium of five (5) years. Semi-annual instalments of EC \$ 416,700 due on June 30 and December 31
	TT 9,837,036.90		Cabinet Minute #948 of 2003 dd 2003.04.17	TT 3,900,126.71	TT 5,936,910.19	Principal repayment with effect from 2008 December 31.
CARRIED FORWARD	137,304,746.14			4,150,126.71	133,154,619.43	

**LOANS FROM GENERAL REVENUE REPAYABLE TO THE
GOVERNMENT OF TRINIDAD AND TOBAGO AS AT 2010 SEPTEMBER 30**

TO WHOM MADE	AMOUNT OF LOAN	DATE	AUTHORITY	TOTAL AMOUNT REPAID/ WRITTEN OFF AS AT 2010.09.30	BALANCE OUTSTANDING AS AT 2010.09.30	REMARKS
BROUGHT FORWARD	\$ ¢ 137,304,746.14			\$ ¢ 4,150,126.71	\$ ¢ 133,154,619.43	
<u>GOVERNMENT OF ANTIGUA AND BARBUDA</u>	EC 4,100,000.00		Cabinet Minute #948 of 2003 dd 2003.04.17	EC 0.00	EC 4,100,000.00	Interest-free loan to be repaid over ten (10) years with a moratorium of five (5) years. Semi-annual instalments of EC \$ 410,000 due on June 30 and December 31 Principal repayment with effect from 2008 December 31.
	TT 9,720,743.00			TT 0.00	TT 9,720,743.00	
	EC 5,700,000.00		Loan Agreement dd 2004.09.27 Cabinet Minute # 960 of 2004 2004.04.06	EC 0.00	EC 5,700,000.00	Interest-free loan to be repaid over ten (10) years with a moratorium of five (5) years. Semi-annual instalments of EC \$ 570,000 due on June 30 and December 31 Principal repayment with effect from 2009 December 31.
	TT 13,444,020.00			TT 0.00	TT 13,444,020.00	
	EC 5,700,000.00		Loan Agreement dd 2005.01.19 Cabinet Minute # 960 of 2004 dd 2004.04.06 & #1764 of 2005 dd 2005.07.07	EC 0.00	EC 5,700,000.00	Interest-free loan to be repaid over ten (10) years with a moratorium of five (5) years. Semi-annual instalments of EC \$ 570,000 due on June 30 and December 31 Principal repayment with effect from 2010 June 30.
	TT 13,583,100.00			TT 0.00	TT 13,583,100.00	
TOTAL: GOVERNMENT OF ANTIGUA AND BARBUDA	36,747,863.00			0.00	36,747,863.00	
<u>GOVERNMENT OF ST. VINCENT AND THE GRENADINES</u>	EC 4,050,000.00		Loan Agreement dd 2003.09.09 Cabinet Minute #948 of 2003 dd 2003.04.17	EC 0.00	EC 4,050,000.00	Interest-free loan to be repaid over ten (10) years with a moratorium of five (5) years. Semi-annual instalments of EC \$ 405,000 due on June 30 and December 31 Principal repayment with effect from 2008 December 31.
	TT 9,602,197.00			TT 0.00	TT 9,602,197.00	
	EC 5,700,000.00		Loan Agreement dd 2004.09.27 Cabinet Minute # 960 of 2004 2004.04.06	EC 0.00	EC 5,700,000.00	Interest-free loan to be repaid over ten (10) years with a moratorium of five (5) years. Semi-annual instalments of EC \$ 570,000 due on June 30 and December 31 Principal repayment with effect from 2009 December 31.
	TT 13,444,020.00			TT 0.00	TT 13,444,020.00	
TOTAL: GOVERNMENT OF ST.VINCENT AND THE GRENADINES	23,046,217.00			0.00	23,046,217.00	
CARRIED FORWARD	197,098,826.14			4,150,126.71	192,948,699.43	

**LOANS FROM GENERAL REVENUE REPAYABLE TO THE
GOVERNMENT OF TRINIDAD AND TOBAGO AS AT 2010 SEPTEMBER 30**

TO WHOM MADE	AMOUNT OF LOAN	DATE	AUTHORITY	TOTAL AMOUNT REPAID/ WRITTEN OFF AS AT 2010.09.30	BALANCE OUTSTANDING AS AT 2010.09.30	REMARKS
BROUGHT FORWARD	\$ ¢ 197,098,826.14			\$ ¢ 4,150,126.71	\$ ¢ 192,948,699.43	
<u>OTHERS</u>	146,549,591.33			31,976,272.41	114,573,318.92	
<u>NATIONAL ENERGY SKILLS CENTRE</u>	42,718,239.20		Loan Agreement dd 2000.11.07	0.00	42,718,239.20	Loan amount US\$7.54Mn. Drawdown as at 2007.09.30 : To bear interest at the rate of 7% per annum. Principal repayment with effect from 2004 December 15
	42,718,239.20			0.00	42,718,239.20	
<u>TT POST</u>	71,838,735.07		Loan Agreement dd 1999.06.14	0.00	71,838,735.07	Loan Amount US\$14,850,000. Revised to US\$11,450,000. Drawdown as at 2007.09.30 : US\$11,450,000.00 Principal and Interest to be paid on 15th Dec. and 15th June. Principal repayment commenced 2004 December 15
	71,838,735.07			0.00	71,838,735.07	
<u>TRINITY CATHEDRAL</u>	250,000.00	1991 Sept.	Cab. Min. #2879 dated1983.01.06	233,655.35	16,344.65	Loan to be repaid over a period of twenty (20) yrs, at forty (40) semi-annual instalments with effect
	250,000.00			233,655.35	16,344.65	
<u>SUGAR MANUFACTURING COMPANY LIMITED</u>	31,742,617.06	2005 May 21 2006 April 21	Cab. Min. #444 dated 2004.02.12	31,742,617.06	0.00	Loan Repaid in full on 2010 September 30
	31,742,617.06			31,742,617.06	0.00	
CARRIED FORWARD	343,648,417.47			36,126,399.12	307,522,018.35	

LOANS FROM GENERAL REVENUE REPAYABLE TO THE
GOVERNMENT OF TRINIDAD AND TOBAGO AS AT 2010 SEPTEMBER 30

TO WHOM MADE	AMOUNT OF LOAN	DATE	AUTHORITY	TOTAL AMOUNT REPAID/ WRITTEN OFF AS AT 2010.09.30	BALANCE OUTSTANDING AS AT 2010.09.30	REMARKS
BROUGHT FORWARD	\$ ¢ 343,648,417.47			\$ ¢ 36,126,399.12	\$ ¢ 307,522,018.35	
<u>STATUTORY BODIES:</u>	1,507,797,057.75			1,778,381.96	1,506,018,675.79	
<u>TRINIDAD & TOBAGO ELECTRICITY COMMISSION</u>	121,924,474.17	2005	Warrant #1 of 2005 dated 2005.06.25	0.00	121,924,474.17	Terms and conditions of repayment to be determined.
	282,367,269.00	2006	Cabinet Minute #2456 dated 2005.09.22	0.00	282,367,269.00	Terms and conditions of repayment to be determined.
TOTAL: TRINIDAD & TOBAGO ELECTRICITY COMMISSION	404,291,743.17			0.00	404,291,743.17	
<u>PORT AUTHORITY OF TRINIDAD AND TOBAGO</u>	13,897,489.58	1969-1974	3rd S.G.W. 1974	1,778,381.96	12,119,107.62	Loans to be converted to equity vide Cabinet Minute No. 270 (2nd Session) dated 2002 December 05
	262,320.00	1975 Dec.	4th S.G.W. 1975	0.00	262,320.00	-do-
	3,600,000.00	1975 Dec.	4th S.G.W. 1975	0.00	3,600,000.00	-do-
	2,922,000.00	1975 Dec.	4th S.G.W. 1975	0.00	2,922,000.00	-do-
	8,324,777.00	1976	Exp. Est., 1976	0.00	8,324,777.00	-do-
	25,085,810.00	1976 Dec.	5th S.G.W. 1976 Warrants 5, 21, 29, 36 & 38 of 1976	0.00	25,085,810.00	-do-
	39,238,491.00	1977	Exp. Est., 1977	0.00	39,238,491.00	-do-
	93,330,887.58			1,778,381.96	91,552,505.62	
CARRIED FORWARD	841,271,048.22			36,126,399.12	307,522,018.35	

LOANS FROM GENERAL REVENUE REPAYABLE TO THE
GOVERNMENT OF TRINIDAD AND TOBAGO AS AT 2010 SEPTEMBER 30

TO WHOM MADE	AMOUNT OF LOAN	DATE	AUTHORITY	TOTAL AMOUNT REPAID/ WRITTEN OFF AS AT 2010.09.30	BALANCE OUTSTANDING AS AT 2010.09.30	REMARKS
BROUGHT FORWARD	\$ ¢ 841,271,048.22			\$ ¢ 36,126,399.12	\$ ¢ 307,522,018.35	
STATUTORY BODIES (CONT'D)						
<u>PORT AUTHORITY OF TRINIDAD AND TOBAGO</u>						
<u>(CONT'D)</u>						
	34,008,909.00	1978	Exp. Est., 1978	0.00	34,008,909.00	Loans to be converted to equity vide Cabinet Minute No. 270 (2nd Session) dated 2002/12/05 refer.
	116,966,822.00	1979	Exp. Est., 1979	0.00	116,966,822.00	-do-
	86,628,572.00	1980	Exp. Est., 1980	0.00	86,628,572.00	-do-
	107,521,886.00	1981	Exp. Est., 1981	0.00	107,521,886.00	-do-
	102,086,964.00	1982	Exp. Est., 1982	0.00	102,086,964.00	-do-
	263,719,897.00	1983	Exp. Est., 1983	0.00	263,719,897.00	-do-
	104,984,288.00	1984	Exp. Est., 1984	0.00	104,984,288.00	-do-
	120,647,359.00	1985	Exp. Est., 1985	0.00	120,647,359.00	-do-
	66,509,730.00	1986	Exp. Est., 1986	0.00	66,509,730.00	-do-
	7,100,000.00	1987	Exp. Est., 1987	0.00	7,100,000.00	-do-
TOTAL: PORT AUTHORITY OF TRINIDAD & TOBAGO	1,010,174,427.00			0.00	1,010,174,427.00	
TOTAL:	1,851,445,475.22			37,904,781.08	1,813,540,694.14	

STATEMENT OF REVENUE
FOR THE
FINANCIAL YEAR 2010

STATEMENT OF REVENUE FOR THE FINANCIAL YEAR 2010

HEADS OF REVENUE	APPROVED ESTIMATES FINANCIAL YEAR 2010	REVISED ESTIMATES FINANCIAL YEAR 2010	ACTUAL REVENUE FINANCIAL YEAR 2010	ACTUAL (LESS)/MORE THAN ORIGINAL ESTIMATES	ACTUAL (LESS)/MORE THAN REVISED ESTIMATES
	\$ ¢	\$ ¢	\$ ¢	\$ ¢	\$ ¢
<u>TAX REVENUE</u>					
01. TAXES ON INCOME AND PROFITS	20,055,614,000.00	25,308,970,000.00	26,224,302,208.20	6,168,688,208.20	915,332,208.20
02. TAXES ON PROPERTY	325,000,000.00	23,976,000.00	22,140,484.20	(302,859,515.80)	(1,835,515.80)
03. TAXES ON GOODS AND SERVICES	8,140,020,970.00	7,056,192,160.00	7,436,766,767.72	(703,254,202.28)	380,574,607.72
04. TAXES ON INTERNATIONAL TRADE	2,002,374,175.00	1,650,046,500.00	1,905,479,524.39	(96,894,650.61)	255,433,024.39
05. OTHER TAXES	180,500,000.00	170,000,000.00	171,557,489.13	(8,942,510.87)	1,557,489.13
TOTAL TAX REVENUE	30,703,509,145.00	34,209,184,660.00	35,760,246,473.64	5,056,737,328.64	1,551,061,813.64
<u>NON-TAX REVENUE</u>					
06. PROPERTY INCOME	4,573,131,298.00	5,200,843,980.00	5,026,487,843.65	453,356,545.65	(174,356,136.35)
07. OTHER NON-TAX REVENUE	637,947,750.00	1,374,737,240.00	1,481,788,489.20	843,840,739.20	107,051,249.20
08. REPAYMENT OF PAST LENDING	19,277,130.00	14,997,300.00	29,692,029.84	10,414,899.84	14,694,729.84
TOTAL NON-TAX REVENUE	5,230,356,178.00	6,590,578,520.00	6,537,968,362.69	1,307,612,184.69	(52,610,157.31)
SUB-TOTAL	35,933,865,323.00	40,799,763,180.00	42,298,214,836.33	6,364,349,513.33	1,498,451,656.33
<u>CAPITAL RECEIPTS</u>					
09. CAPITAL REVENUE	22,365,350.00	51,515,350.00	230,903,659.10	208,538,309.10	179,388,309.10
TOTAL CAPITAL RECEIPTS	22,365,350.00	51,515,350.00	230,903,659.10	208,538,309.10	179,388,309.10
SUB-TOTAL	35,956,230,673.00	40,851,278,530.00	42,529,118,495.43	6,572,887,822.43	1,677,839,965.43
<u>FINANCING</u>					
10. BORROWING	4,793,810,000.00	4,793,810,000.00	1,141,971,121.67	(3,651,838,878.33)	(3,651,838,878.33)
TOTAL FINANCING	4,793,810,000.00	4,793,810,000.00	1,141,971,121.67	(3,651,838,878.33)	(3,651,838,878.33)
GRAND TOTAL	40,750,040,673.00	45,645,088,530.00	43,671,089,617.10	2,921,048,944.10	(1,973,998,912.90)

REVENUE FOR THE FINANCIAL YEAR 2010

HEAD / SUB-HEAD / RECEIVER / ITEM / SUB-ITEM		APPROVED ESTIMATES FINANCIAL YEAR 2010		ACTUAL REVENUE FINANCIAL YEAR 2010		LESS THAN ESTIMATES		MORE THAN ESTIMATES	
		\$	¢	\$	¢	\$	¢	\$	¢
HEAD 01 - TAXES ON INCOME AND PROFITS									
FN2	CHAIRMAN BOARD OF INLAND REVENUE MINISTRY OF FINANCE								
01	Oil Companies	8,983,461,000.00		13,834,359,052.22		0.00		4,850,898,052.22	
02	Other Companies	5,368,700,000.00		6,629,529,599.16		0.00		1,260,829,599.16	
03	Individuals	4,172,200,000.00		4,467,386,186.96		0.00		295,186,186.96	
04	Withholding Tax	1,137,147,000.00		880,505,357.55		256,641,642.45		0.00	
05	Insurance Surrender Tax	21,886,000.00		22,031,062.29		0.00		145,062.29	
06	National Recovery Impost		0.00		0.00	0.00			0.00
07	Business Levy	192,082,000.00		205,651,751.51		0.00		13,569,751.51	
09	Health Surcharge	180,138,000.00		184,839,198.51		0.00		4,701,198.51	
	TOTAL	20,055,614,000.00		26,224,302,208.20		256,641,642.45		6,425,329,850.65	
HEAD 02 - TAXES ON PROPERTY									
01	Lands and Buildings Taxes	325,000,000.00		22,140,484.20		302,859,515.80		0.00	
02	Estate and Succession Duties		0.00		0.00	0.00			0.00
	TOTAL	325,000,000.00		22,140,484.20		302,859,515.80		0.00	
01	<u>LANDS AND BUILDINGS TAXES</u>								
RO1	REVENUE OFFICER V, ST. GEORGE WEST MINISTRY OF FINANCE								
001	Lands and Buildings Taxes (Ch. 76:04)	55,900,000.00		4,259,534.25		51,640,465.75		0.00	
RO2	REVENUE OFFICER IV, ST. GEORGE EAST MINISTRY OF FINANCE								
001	Lands and Buildings Taxes (Ch. 76:04)	35,425,000.00		2,243,858.72		33,181,141.28		0.00	
RO3	REVENUE OFFICER IV, CARONI/CHAGUANAS MINISTRY OF FINANCE								
001	Lands and Buildings Taxes	142,025,000.00		8,666,901.43		133,358,098.57		0.00	
	CARRIED FORWARD	233,350,000.00		15,170,294.40		218,179,705.60		0.00	

HEAD / SUB-HEAD / RECEIVER / ITEM / SUB-ITEM		APPROVED ESTIMATES FINANCIAL YEAR 2010	ACTUAL REVENUE FINANCIAL YEAR 2010	LESS THAN ESTIMATES	MORE THAN ESTIMATES
		\$ ¢	\$ ¢	\$ ¢	\$ ¢
	HEAD 02				
	Sub-Head 01 - (Cont'd)				
	BROUGHT FORWARD	233,350,000.00	15,170,294.40	218,179,705.60	0.00
RO4	REVENUE OFFICER IV, ST. ANDREW/ST. DAVID MINISTRY OF FINANCE				
001	Lands and Buildings Taxes	14,625,000.00	3,340,003.05	11,284,996.95	0.00
RO5	REVENUE OFFICER IV, ST. PATRICK MINISTRY OF FINANCE				
001	Lands and Buildings Taxes	20,150,000.00	669,589.37	19,480,410.63	0.00
RO6	REVENUE OFFICER IV, NARIVA/MAYARO MINISTRY OF FINANCE				
001	Lands and Buildings Taxes	9,425,000.00	322,901.41	9,102,098.59	0.00
RO7	REVENUE OFFICER IV, VICTORIA MINISTRY OF FINANCE				
001	Lands and Buildings Taxes	27,950,000.00	1,217,284.87	26,732,715.13	0.00
RO8	REVENUE OFFICER IV, TOBAGO				
001	Lands and Buildings Taxes	19,500,000.00	1,420,411.10	18,079,588.90	0.00
	SUB-HEAD TOTAL	325,000,000.00	22,140,484.20	302,859,515.80	0.00
03	<u>PROPERTY TAX</u>				
FN2	CHAIRMAN BOARD OF INLAND REVENUE MINISTRY OF FINANCE				
001	Property Tax	0.00	0.00	0.00	0.00
	SUB-HEAD TOTAL	0.00	0.00	0.00	0.00
	HEAD 03 - TAXES ON GOODS AND SERVICES				
01	Purchase Tax	120,000.00	124,351.66	0.00	4,351.66
02	Excise Duties	731,675,000.00	705,123,330.67	26,551,669.33	0.00
03	Betting and Entertainment Taxes	12,244,370.00	12,294,620.00	0.00	50,250.00
04	Liquor and Miscellaneous Business Licences and Fees	9,289,075.00	10,152,926.67	0.00	863,851.67
05	Motor Vehicles Taxes and Duties (Ch. 48:50)	351,900,350.00	375,485,327.29	0.00	23,584,977.29
06	Other	283,077,175.00	298,886,703.97	0.00	15,809,528.97
07	Value Added Tax	6,750,000,000.00	6,032,276,910.22	717,723,089.78	0.00
08	Alcohol and Tobacco Taxes	1,715,000.00	2,422,597.24	0.00	707,597.24
	TOTAL	8,140,020,970.00	7,436,766,767.72	744,274,759.11	41,020,556.83

HEAD / SUB-HEAD / RECEIVER / ITEM / SUB-ITEM		APPROVED ESTIMATES FINANCIAL YEAR 2010		ACTUAL REVENUE FINANCIAL YEAR 2010		LESS THAN ESTIMATES		MORE THAN ESTIMATES	
		\$	€	\$	€	\$	€	\$	€
	HEAD 03 - (Cont'd)								
01	<u>PURCHASE TAX</u>								
FN3	COMPTRROLLER OF CUSTOMS AND EXCISE MINISTRY OF FINANCE								
001	Purchase Tax (Ch. 77:01)		120,000.00		124,351.66		0.00		4,351.66
	SUB-HEAD TOTAL		120,000.00		124,351.66		0.00		4,351.66
02	<u>EXCISE DUTIES</u>								
FN3	COMPTRROLLER OF CUSTOMS AND EXCISE MINISTRY OF FINANCE								
001	Rum and Spirits (Ch. 78:50)		165,700,000.00		156,073,632.91		9,626,367.09		0.00
002	Beer Duty (Ch. 78:50)		216,300,000.00		201,836,521.63		14,463,478.37		0.00
003	Oil (Petrol) (Ch. 78:50)		96,000,000.00		104,958,729.24		0.00		8,958,729.24
006	Cigarettes (Ch. 78:50)		252,000,000.00		240,505,492.00		11,494,508.00		0.00
007	Malta Beverage (Ch. 78:50)		1,675,000.00		1,748,954.89		0.00		73,954.89
	SUB-HEAD TOTAL		731,675,000.00		705,123,330.67		35,584,353.46		9,032,684.13
03	<u>BETTING AND ENTERTAINMENT TAXES</u>								
TR1	PERMANENT SECRETARY MINISTRY OF TRADE AND INDUSTRY								
001	Tote and Forecast (Ch. 11:19)		3,941,400.00		3,991,650.00		0.00		50,250.00
003	Betting Office Levy (Ch. 11:19)		8,302,970.00		8,302,970.00		0.00		0.00
	SUB-HEAD TOTAL		12,244,370.00		12,294,620.00		0.00		50,250.00
04	<u>LIQUOR AND MISCELLANEOUS BUSINESS LICENCES AND FEES</u>								
FN3	COMPTRROLLER OF CUSTOMS AND EXCISE MINISTRY OF FINANCE								
001	Spirit Retailers, Port-of-Spain (Ch. 84:10)		309,000.00		369,112.50		0.00		60,112.50
	CARRIED FORWARD		309,000.00		369,112.50		0.00		60,112.50

HEAD / SUB-HEAD / RECEIVER / ITEM / SUB-ITEM		APPROVED ESTIMATES FINANCIAL YEAR 2010		ACTUAL REVENUE FINANCIAL YEAR 2010		LESS THAN ESTIMATES		MORE THAN ESTIMATES	
		\$	¢	\$	¢	\$	¢	\$	¢
HEAD 03									
Sub Head 04 - (Cont'd)									
BROUGHT FORWARD		309,000.00		369,112.50		0.00		60,112.50	
002	Spirit Retailers, San Fernando (Ch. 84:10)	200,000.00		6,975.00		193,025.00		0.00	
003	Spirit Retailers, Towns (Ch. 84:10)	336,000.00		494,887.50		0.00		158,887.50	
004	Spirit Retailers, Elsewhere (Ch. 84:10)	2,050,000.00		2,128,000.00		0.00		78,000.00	
005	Spirit Grocers, Port-of-Spain (Ch. 84:10)	350,000.00		380,970.00		0.00		30,970.00	
006	Spirit Grocers, San Fernando (Ch. 84:10)	168,000.00		153,000.00		15,000.00		0.00	
007	Spirit Grocers, Elsewhere (Ch. 84:10)	961,000.00		1,065,075.00		0.00		104,075.00	
008	Spirit Dealers (Ch. 84:10)	79,000.00		66,600.00		12,400.00		0.00	
009	Special Hotel up to 15 bedrooms (Ch. 84:10)	170,000.00		177,750.00		0.00		7,750.00	
010	Special Hotel, 16-49 bedrooms (Ch. 84:10)	108,000.00		171,000.00		0.00		63,000.00	
011	Special Hotel, 50-150 bedrooms (Ch. 84:10)	60,000.00		74,250.00		0.00		14,250.00	
012	Special Hotel, more than 150 bedrooms (Ch. 84:10)	36,000.00		36,000.00		0.00		0.00	
013	Hotel Spirit, up to 15 bedrooms (Ch. 84:10)	20,000.00		18,000.00		2,000.00		0.00	
014	Hotel Spirit, 16-49 bedrooms (Ch. 84:10)	6,750.00		12,375.00		0.00		5,625.00	
015	Hotel Spirit, 50-150 bedrooms (Ch. 84:10)	2,250.00		4,500.00		0.00		2,250.00	
016	Hotel Spirit, more than 150 bedrooms (Ch. 84:10)	0.00		0.00		0.00		0.00	
017	Restaurant, Port-of-Spain (Ch. 84:10)	17,000.00		12,375.00		4,625.00		0.00	
018	Restaurant, San Fernando (Ch. 84:10)	49,000.00		55,687.50		0.00		6,687.50	
019	Restaurant, Elsewhere (Ch. 84:10)	276,000.00		273,937.05		2,062.95		0.00	
020	Special Restaurant, Port-of-Spain (Ch. 84:10)	500,000.00		525,750.00		0.00		25,750.00	
021	Special Restaurant, San Fernando (Ch. 84:10)	540,000.00		592,575.00		0.00		52,575.00	
022	Special Restaurant, Elsewhere (Ch. 84:10)	1,610,000.00		1,936,818.75		0.00		326,818.75	
023	Night Bar, Port-of-Spain (Ch. 84:10)	0.00		0.00		0.00		0.00	
024	Night Bar, San Fernando (Ch. 84:10)	0.00		0.00		0.00		0.00	
025	Night Bar, Elsewhere (Ch. 84:10)	4,500.00		4,500.00		0.00		0.00	
026	Wine Retailers, Port-of-Spain (Ch. 84:10)	34,900.00		27,167.75		7,732.25		0.00	
027	Wine Retailers, San Fernando (Ch. 84:10)	9,000.00		5,625.00		3,375.00		0.00	
028	Wine Retailers, Elsewhere (Ch. 84:10)	25,000.00		22,940.62		2,059.38		0.00	
029	Wine Merchants (Ch. 84:10)	7,000.00		3,037.50		3,962.50		0.00	
030	Distillers (Ch. 87:54)	5,000.00		5,000.00		0.00		0.00	
CARRIED FORWARD		7,933,400.00		8,623,909.17		246,242.08		936,751.25	

HEAD / SUB-HEAD / RECEIVER / ITEM / SUB-ITEM		APPROVED ESTIMATES FINANCIAL YEAR 2010		ACTUAL REVENUE FINANCIAL YEAR 2010		LESS THAN ESTIMATES		MORE THAN ESTIMATES	
		\$	¢	\$	¢	\$	¢	\$	¢
	HEAD 03								
	Sub Head 04 - (Cont'd)								
	BROUGHT FORWARD	7,933,400.00		8,623,909.17		246,242.08		936,751.25	
031	Still Dealers (Ch. 87:54)	100.00		0.00		100.00		0.00	
032	Compounders (Ch. 87:54)	2,250.00		3,125.00		0.00		875.00	
033	Methylated Spirits (Ch. 87:54)	1,500.00		1,600.00		0.00		100.00	
034	Medicinal Spirits (Ch. 87:54)	75.00		50.00		25.00		0.00	
035	Vinegar Manufacturers (Ch. 87:54)	500.00		250.00		250.00		0.00	
036	Bay Rum and Perfume Spirits (Ch. 87:54)	1,250.00		875.00		375.00		0.00	
037	Brewers (Ch. 87:52)	4,000.00		4,000.00		0.00		0.00	
038	Clubs (Ch. 21:01)	850,000.00		915,200.00		0.00		65,200.00	
	SUB-TOTAL	8,793,075.00		9,549,009.17		246,992.08		1,002,926.25	
JM1	CHIEF MAGISTRATE JUDICIARY - MAGISTRACY								
001	Occasional (Ch. 84:10)	492,000.00		600,015.00		0.00		108,015.00	
002	Transfer Fees (Ch. 84:10)	4,000.00		3,902.50		97.50		0.00	
	SUB-TOTAL	496,000.00		603,917.50		97.50		108,015.00	
	SUB-HEAD TOTAL	9,289,075.00		10,152,926.67		247,089.58		1,110,941.25	
05	<u>MOTOR VEHICLES TAXES AND DUTIES (CH. 48:50)</u>								
FN2	CHAIRMAN BOARD OF INLAND REVENUE MINISTRY OF FINANCE								
001	Motor Vehicles Taxes (Ch. 48:50)	2,000,000.00		290,927.24		1,709,072.76		0.00	
003	Tax on transfer of used Motor Vehicles (Ch. 48:50)	53,250,000.00		44,836,410.00		8,413,590.00		0.00	
	SUB-TOTAL	55,250,000.00		45,127,337.24		10,122,662.76		0.00	
FN3	COMPROLLER OF CUSTOMS AND EXCISE MINISTRY OF FINANCE								
001	Motor Vehicles Taxes (Ch. 48:50)	206,676,000.00		251,352,671.72		0.00		44,676,671.72	
	SUB-TOTAL	206,676,000.00		251,352,671.72		0.00		44,676,671.72	

HEAD / SUB-HEAD / RECEIVER / ITEM / SUB-ITEM		APPROVED ESTIMATES FINANCIAL YEAR 2010		ACTUAL REVENUE FINANCIAL YEAR 2010		LESS THAN ESTIMATES		MORE THAN ESTIMATES	
		\$	€	\$	€	\$	€	\$	€
	HEAD 03								
	Sub Head 05 - (Cont'd)								
WT2	TRANSPORT COMMISSIONER MINISTRY OF WORKS AND TRANSPORT								
001	Motor Vehicles Licences (Ch. 48:50)		0.00	31,257.50		0.00		31,257.50	
002	3-year Driving Permits (Ch. 48:50)	68,000,000.00		22,061,105.00		45,938,895.00			0.00
003	1-year Driving Permits (Ch. 48:50)		57,000.00	198,090.00		0.00		141,090.00	
004	Provisional Driving Permits (Ch. 48:50)	1,200,000.00		1,212,430.00		0.00		12,430.00	
005	Conductors' Permits (Ch. 48:50)		0.00	0.00		0.00		0.00	
006	Duplicate Permits (Ch. 48:50)	520,000.00		657,820.00		0.00		137,820.00	
007	Taxi Drivers' Licences (Ch. 48:50)		115,000.00	114,740.00		260.00		0.00	
008	Examination of Drivers (Ch. 48:50)	7,200,000.00		7,052,685.00		147,315.00		0.00	
009	Road Permits (Ch. 48:50)		375,000.00	588,849.31		0.00		213,849.31	
010	Inspection Fees (Ch. 48:50)	6,500,250.00		7,687,030.00		0.00		1,186,780.00	
011	Driving Certificates (Ch. 48:50)		700,000.00	708,011.72		0.00		8,011.72	
012	Dealers' Licences (Ch. 48:50)	600,000.00		530,740.00		69,260.00		0.00	
013	Registration of Motor Vehicles (Ch. 48:50)	1,300,000.00		1,698,150.00		0.00		398,150.00	
014	Certified Extracts of Register (Ch. 48:50)	945,000.00		2,463,660.00		0.00		1,518,660.00	
015	Changes of Ownership (Ch. 48:50)		0.00	329,830.00		0.00		329,830.00	
016	Amendments to Register (Ch. 48:50)	620,000.00		870,855.00		0.00		250,855.00	
017	Other Vehicles (Ch. 48:50)		0.00	2,253.00		0.00		2,253.00	
018	Examination Study Guides (Ch. 48:50)	330,000.00		272,540.00		57,460.00		0.00	
019	Refund of Travelling Expenses	40,000.00		104,250.00		0.00		64,250.00	
020	Miscellaneous		0.00	1,356.80		0.00		1,356.80	
021	Priority Bus Route - Toll Charge	1,100,000.00		1,318,100.00		0.00		218,100.00	
022	Licence Endorsements (Ch. 48:50)	125,000.00		133,060.00		0.00		8,060.00	
023	Processing of H-Vehicles Applications (Ch. 48:50)	76,000.00		119,520.00		0.00		43,520.00	
024	Certified Extract of Inspector's Report (Ch. 48:50)		100.00	0.00		100.00		0.00	
025	Renewal of Taxi Driver Licence/Badge (Ch. 48:50)	58,000.00		158,475.00		0.00		100,475.00	
026	Application for Maxi-Taxi Licence (Ch. 48:53)	113,000.00		94,100.00		18,900.00		0.00	
031	5 year Driving Permit (Ch. 48:50)		0.00	30,469,000.00		0.00		30,469,000.00	
032	4 year Driving Permits (Ch. 48:50)		0.00	65,120.00		0.00		65,120.00	
033	2 year Driving Permits (Ch. 48:50)		0.00	29,640.00		0.00		29,640.00	
034	Subsequent Duplicate of a licence or Permit (Ch. 48:50)		0.00	27,110.00		0.00		27,110.00	
035	Duplicate/licence badge for taxi drivers (Ch. 48:50)		0.00	5,240.00		0.00		5,240.00	
036	Subsequent Duplicate licence/badge for taxi drivers (Ch. 48:50)		0.00	300.00		0.00		300.00	
	SUB-TOTAL	89,974,350.00		79,005,318.33		46,232,190.00		35,263,158.33	
	SUB-HEAD TOTAL	351,900,350.00		375,485,327.29		56,354,852.76		79,939,830.05	

HEAD / SUB-HEAD / RECEIVER / ITEM / SUB-ITEM		APPROVED ESTIMATES FINANCIAL YEAR 2010		ACTUAL REVENUE FINANCIAL YEAR 2010		LESS THAN ESTIMATES		MORE THAN ESTIMATES	
		\$	¢	\$	¢	\$	¢	\$	¢
06	<u>OTHER</u>								
AL1	PERMANENT SECRETARY MINISTRY OF AGRICULTURE, LAND AND MARINE RESOURCES								
001	Sawmills (Ch. 66:02)	175,000.00		184,000.00		0.00		9,000.00	
002	Wild Animals and Birds (Ch. 67:01)	397,000.00		544,327.00		0.00		147,327.00	
003	Removal Permits (Forestry) (Ch. 66:01)	100,000.00		91,480.80		8,519.20		0.00	
004	Bulk Timber Removal Permits (Ch. 66:01)	500.00		350.00		150.00		0.00	
005	Log Haulage Permits (Ch. 66:02)	17,200.00		19,200.00		0.00		2,000.00	
006	Owner/Operator Furniture Shop Permits (Ch. 66:02)	50,000.00		52,000.00		0.00		2,000.00	
007	Veterinary Surgeons Registration Fees (Ch. 67:04)	400.00		150.00		250.00		0.00	
	SUB-TOTAL	740,100.00		891,507.80		8,919.20		160,327.00	
EN1	PERMANENT SECRETARY MINISTRY OF ENERGY AND ENERGY INDUSTRIES								
001	Marketing Licences (Retail at Petrol Stations, etc.) (Ch. 62:01)	61,350.00		57,300.00		4,050.00		0.00	
002	Exploration and Production Licences (Ch. 62:01)	0.00		0.00		0.00		0.00	
003	Pipe Lines Licences (Ch. 62:01)	10,000.00		5,500.00		4,500.00		0.00	
004	Transfer Fee (Ch. 62:01)	0.00		0.00		0.00		0.00	
005	Lease Operators - Sub-Licences (Ch. 62:01)	0.00		0.00		0.00		0.00	
006	Marketing Licences for Petroleum By- products (Ch. 62:01)	0.00		3,700.00		0.00		3,700.00	
007	Transportation Licences (Ch. 62:01)	0.00		0.00		0.00		0.00	
008	Farm Out Operations - Sub Licences (Ch. 62:01)	0.00		0.00		0.00		0.00	
009	Petrochemical Licences (Ch. 62:01)	0.00		850.00		0.00		850.00	
010	Application Fees - Compressed Natural Gas Licences (Ch. 62:01)	4,500.00		2,500.00		2,000.00		0.00	
011	Compressed Natural Gas Service Licence (Ch. 62:01)	1,500.00		1,000.00		500.00		0.00	
012	Compressed Natural Gas Marketing Licence (Ch. 62:01)	9,000.00		4,000.00		5,000.00		0.00	
	CARRIED FORWARD	86,350.00		74,850.00		16,050.00		4,550.00	

HEAD / SUB-HEAD / RECEIVER / ITEM / SUB-ITEM		APPROVED ESTIMATES FINANCIAL YEAR 2010		ACTUAL REVENUE FINANCIAL YEAR 2010		LESS THAN ESTIMATES		MORE THAN ESTIMATES	
		\$	€	\$	€	\$	€	\$	€
	HEAD 03								
	Sub Head 06 - (Cont'd)								
	BROUGHT FORWARD	86,350.00		74,850.00		16,050.00		4,550.00	
013	Compressed Natural Gas Consumer Refuelling (Ch. 62:01)		0.00		0.00		0.00		0.00
014	Exploration and Production Private Petroleum Rights Licences (Ch. 62:01)		600.00		0.00		600.00		0.00
015	Liquefaction of Natural Gas Licences (Ch. 62:01)		0.00		0.00		0.00		0.00
016	Marketing of Liquefied Natural Gas and Natural Gas Liquid Licences (Ch. 62:01)		0.00		0.00		0.00		0.00
017	Marketing Licences Fees for Bunkering (Chap. 62:01)		0.00		24,000.00		0.00		24,000.00
	SUB-TOTAL	86,950.00		98,850.00		16,650.00		28,550.00	
FN2	CHAIRMAN BOARD OF INLAND REVENUE MINISTRY OF FINANCE								
001	Auctioneers (Ch. 84:03)		4,500.00		5,000.00		0.00		500.00
004	Tax Clearance Certificates (Ch. 75:01 & 75:06)		652,000.00		736,736.00		0.00		84,736.00
005	Moneylenders (Ch. 84:04)		55,000.00		69,000.00		0.00		14,000.00
006	Pawnbrokers (Ch. 84:05)		27,500.00		33,200.00		0.00		5,700.00
015	Hotel Room Tax (Ch. 77:01)		53,000,000.00		46,157,635.70		6,842,364.30		0.00
019	Transaction Tax on Financial Services (Ch.77:01)		54,883,000.00		53,230,420.62		1,652,579.38		0.00
020	Insurance Premium Tax (Ch. 77:01)		146,094,000.00		166,722,061.89		0.00		20,628,061.89
021	Club Gaming Tax (Ch. 21:01)		22,491,000.00		25,788,640.17		0.00		3,297,640.17
	SUB-TOTAL	277,207,000.00		292,742,694.38		8,494,943.68		24,030,638.06	
FN3	COMPTROLLER OF CUSTOMS AND EXCISE MINISTRY OF FINANCE								
001	Broadcasting, Receiving and Transmitting Sets (Ch. 36:02)		0.00		0.00		0.00		0.00
003	Dealers Licences - Wireless Telegraphy (Ch. 26:27)		0.00		0.00		0.00		0.00
004	Copra Manufacturers (Ch. 64:30)		325.00		150.00		175.00		0.00
	SUB-TOTAL	325.00		150.00		175.00		0.00	

HEAD / SUB-HEAD / RECEIVER / ITEM / SUB-ITEM		APPROVED ESTIMATES FINANCIAL YEAR 2010		ACTUAL REVENUE FINANCIAL YEAR 2010		LESS THAN ESTIMATES		MORE THAN ESTIMATES	
		\$	¢	\$	¢	\$	¢	\$	¢
	HEAD 03								
	Sub Head 06 - (Cont'd)								
HE1	PERMANENT SECRETARY MINISTRY OF HEALTH								
002	Private Hospitals (Ch. 29:03)	10,500.00		8,750.00		1,750.00		0.00	
003	Application for Registration of a Pesticide (Ch. 30:03)	35,000.00		49,626.24		0.00		14,626.24	
004	Application for a Licence to import a Pesticide (Ch. 30:03)	20,000.00		36,100.00		0.00		16,100.00	
005	Application for licensing of premises for Pesticides (Ch. 30:03)	258,000.00		345,250.00		0.00		87,250.00	
006	Application for Shopkeeper Licence to sell drugs (Chapter 29:52)	48,600.00		49,570.00		0.00		970.00	
	SUB-TOTAL	372,100.00		489,296.24		1,750.00		118,946.24	
JM1	CHIEF MAGISTRATE JUDICIARY - MAGISTRACY								
001	Bailiffs (Ch. 63:50)		0.00		0.00		0.00		0.00
002	Cinema (Ch. 20:10)	15,000.00		4,860.00		10,140.00		0.00	
003	Explosives (Ch. 16:02)	40,000.00		42,750.00		0.00		2,750.00	
004	Sale of Old Metal and Marine Stores (Ch. 84:07)	12,000.00		11,000.00		1,000.00		0.00	
005	Hucksters and Pedlars (Ch. 84:08 & Ch. 84:09))	4,000.00		2,950.00		1,050.00		0.00	
006	Precious Metals and Stones (Ch. 84:06)	75,000.00		73,650.00		1,350.00		0.00	
007	Produce - Sale of (Ch. 63:52)	1,500.00		0.00		1,500.00		0.00	
008	Theatres and Dance Halls (Ch. 21:03)	65,000.00		80,400.00		0.00		15,400.00	
009	Tourist Guides (Ch. 87:53)	1,300.00		600.00		700.00		0.00	
010	Commissioner of Affidavits (Ch. 6:52)	9,900.00		9,900.00		0.00		0.00	
	SUB-TOTAL	223,700.00		226,110.00		15,740.00		18,150.00	
JS1	REGISTRAR JUDICIARY - SUPREME COURT								
001	Bailiffs - (Ch. 4:61 - Act. No. 58 of 2000)	60,000.00		49,250.00		10,750.00		0.00	
	SUB-TOTAL	60,000.00		49,250.00		10,750.00		0.00	
NS2	CHIEF IMMIGRATION OFFICER MINISTRY OF NATIONAL SECURITY								
001	Departure Tax - Ports other than Airports (Ch. 77:01)	465,000.00		434,200.00		30,800.00		0.00	
	SUB-TOTAL	465,000.00		434,200.00		30,800.00		0.00	

HEAD / SUB-HEAD / RECEIVER / ITEM / SUB-ITEM		APPROVED ESTIMATES FINANCIAL YEAR 2010	ACTUAL REVENUE FINANCIAL YEAR 2010	LESS THAN ESTIMATES	MORE THAN ESTIMATES
		\$ ¢	\$ ¢	\$ ¢	\$ ¢
	HEAD 03				
	Sub Head 06 - (Cont'd)				
NS3	COMMISSIONER OF POLICE MINISTRY OF NATIONAL SECURITY				
001	Firearms and Ammunition (Ch. 16:01)	2,506,000.00	2,404,555.00	101,445.00	0.00
	SUB-TOTAL	2,506,000.00	2,404,555.00	101,445.00	0.00
PU1	PERMANENT SECRETARY MINISTRY OF PUBLIC UTILITIES				
007	Housing Electricians	120,000.00	117,550.00	2,450.00	0.00
	SUB-TOTAL	120,000.00	117,550.00	2,450.00	0.00
TR1	PERMANENT SECRETARY MINISTRY OF TRADE AND INDUSTRY				
001	Betting Office Licences (Ch. 11:19)	700,000.00	650,000.00	50,000.00	0.00
002	Betting Office Permit (Ch. 11:19)	7,000.00	6,750.00	250.00	0.00
	SUB-TOTAL	707,000.00	656,750.00	50,250.00	0.00
WT1	PERMANENT SECRETARY MINISTRY OF WORKS AND TRANSPORT				
001	Departure Tax - Airports (Ch. 77:01)	0.00	0.00	0.00	0.00
	SUB-TOTAL	0.00	0.00	0.00	0.00
WT3	DIRECTOR MARITIME SERVICES MINISTRY OF WORKS AND TRANSPORT				
001	Certificates of Competence (Ch. 50:08)	95,000.00	111,440.00	0.00	16,440.00
002	Droghers (Ch. 50:07)	250,000.00	343,672.77	0.00	93,672.77
003	Motor Launches (Ch. 50:08)	100,000.00	101,300.00	0.00	1,300.00
004	Pleasure Boats (Ch. 50:06)	0.00	0.00	0.00	0.00
005	Registration of Ships (Ch. 50:10)	24,000.00	35,378.38	0.00	11,378.38
006	Safety Certificates (Ch. 50:10)	100,000.00	121,500.00	0.00	21,500.00
007	Security Certificates (Ch. 50:10)	20,000.00	61,499.40	0.00	41,499.40
008	Boatmasters and Boat Engineers Licences (Ch. 50:10)	0.00	1,000.00	0.00	1,000.00
	SUB-TOTAL	589,000.00	775,790.55	0.00	186,790.55
	SUB-HEAD TOTAL	283,077,175.00	298,886,703.97	8,733,872.88	24,543,401.85

HEAD / SUB-HEAD / RECEIVER / ITEM / SUB-ITEM		APPROVED ESTIMATES FINANCIAL YEAR 2010		ACTUAL REVENUE FINANCIAL YEAR 2010		LESS THAN ESTIMATES		MORE THAN ESTIMATES	
		\$	¢	\$	¢	\$	¢	\$	¢
07	<u>VALUE ADDED TAX</u>								
FN2	CHAIRMAN BOARD OF INLAND REVENUE MINISTRY OF FINANCE								
001	Value Added Tax (Ch. 75:06 - Act No. 37 of 1989)	6,750,000,000.00		6,032,276,910.22		717,723,089.78			0.00
	SUB-HEAD TOTAL	6,750,000,000.00		6,032,276,910.22		717,723,089.78			0.00
08	<u>ALCOHOL AND TOBACCO TAXES</u>								
FN3	COMPROLLER OF CUSTOMS AND EXCISE MINISTRY OF FINANCE								
001	Alcoholic and Other Beverages Tax		0.00		0.00		0.00		0.00
002	Tobacco Tax (Ch. 77:01)	1,715,000.00		2,422,597.24		0.00			707,597.24
	SUB-HEAD TOTAL	1,715,000.00		2,422,597.24		0.00			707,597.24
	HEAD 04 - TAXES ON INTERNATIONAL TRADE								
01	Import Duties	2,002,036,175.00		1,904,677,247.54		97,358,927.46			0.00
02	Other	338,000.00		802,276.85		0.00			464,276.85
	TOTAL	2,002,374,175.00		1,905,479,524.39		97,358,927.46			464,276.85
01	<u>IMPORT DUTIES</u>								
FN3	COMPROLLER OF CUSTOMS AND EXCISE MINISTRY OF FINANCE								
001	Import Duties (Ch. 78:01)	2,000,000,000.00		1,899,079,010.16		100,920,989.84			0.00
002	Stamp Duty on Bills of Entry	2,175.00		14,235.01		0.00			12,060.01
004	Special Tax - Household Effects (Ch. 77:01)	960,000.00		812,410.11		147,589.89			0.00
005	Import Surcharge (Ch. 77:01)	1,074,000.00		4,771,592.26		0.00			3,697,592.26
	SUB-HEAD TOTAL	2,002,036,175.00		1,904,677,247.54		101,068,579.73			3,709,652.27

HEAD / SUB-HEAD / RECEIVER / ITEM / SUB-ITEM		APPROVED ESTIMATES FINANCIAL YEAR 2010		ACTUAL REVENUE FINANCIAL YEAR 2010		LESS THAN ESTIMATES		MORE THAN ESTIMATES	
		\$	¢	\$	¢	\$	¢	\$	¢
	HEAD 04 - (Cont'd)								
02	<u>OTHER</u>								
FN3	COMPTROLLER OF CUSTOMS AND EXCISE MINISTRY OF FINANCE								
001	Miscellaneous		0.00		0.00		0.00		0.00
002	Anti-dumping Duty (Ch. 78:05)	338,000.00		802,276.85		0.00		464,276.85	
003	Countervailing Duty (Ch. 78:05)		0.00		0.00		0.00		0.00
	SUB-HEAD TOTAL	338,000.00		802,276.85		0.00		464,276.85	
	HEAD 05 - OTHER TAXES								
FN2	CHAIRMAN BOARD OF INLAND REVENUE MINISTRY OF FINANCE								
01	Stamp Duties (Ch. 76:01)	180,500,000.00		171,557,489.13		8,942,510.87		0.00	
	TOTAL	180,500,000.00		171,557,489.13		8,942,510.87		0.00	
	HEAD 06 - PROPERTY INCOME								
01	Rental Income	11,960,650.00		10,192,460.49		1,768,189.51		0.00	
02	Interest Income	66,628,238.00		121,501,759.76		0.00		54,873,521.76	
03	Royalties	1,405,639,000.00		1,900,514,126.56		0.00		494,875,126.56	
04	Profits from Non-Financial Enterprises	1,466,056,390.00		1,165,103,825.29		300,952,564.71		0.00	
05	Profits from Public Financial Institutions	708,811,570.00		921,500,446.48		0.00		212,688,876.48	
06	Other Property Income	914,035,450.00		907,675,225.07		6,360,224.93		0.00	
	TOTAL	4,573,131,298.00		5,026,487,843.65		309,080,979.15		762,437,524.80	
01	<u>RENTAL INCOME</u>								
AL3	COMMISSIONER OF STATE LANDS MINISTRY OF AGRICULTURE, LAND AND MARINE RESOURCES								
001	Ground Rents [excluding Quarries, Sand and Gravel Pits (Chapter 57:01)]	4,000,000.00		4,335,739.61		0.00		335,739.61	
002	Wayleave for oil pipes along roads	1,350.00		0.00		1,350.00		0.00	
003	Rents of Access Roads	100.00		0.00		100.00		0.00	
005	Rents of Housing Lots - Trinidad & Tobago Housing Development Corporation (formerly N.H.A.)	40,000.00		24,021.00		15,979.00		0.00	
006	Rent of Lands, formerly owned by Caroni (1975) Ltd.	1,200,000.00		1,896,442.80		0.00		696,442.80	
	SUB-TOTAL	5,241,450.00		6,256,203.41		17,429.00		1,032,182.41	

HEAD / SUB-HEAD / RECEIVER / ITEM / SUB-ITEM		APPROVED ESTIMATES FINANCIAL YEAR 2010		ACTUAL REVENUE FINANCIAL YEAR 2010		LESS THAN ESTIMATES		MORE THAN ESTIMATES	
		\$	¢	\$	¢	\$	¢	\$	¢
	HEAD 06								
	Sub Head 01 - (Cont'd)								
CD1	PERMANENT SECRETARY MINISTRY OF COMMUNITY DEVELOPMENT, CULTURE AND GENDER AFFAIRS								
001	Rental of Booths - Terminal Malls	280,000.00		162,875.20		117,124.80		0.00	
	SUB-TOTAL	280,000.00		162,875.20		117,124.80		0.00	
ED1	PERMANENT SECRETARY MINISTRY OF EDUCATION								
001	Rental of Rudranath Capildeo Learning Resource Centre	135,000.00		26,750.00		108,250.00		0.00	
	SUB-TOTAL	135,000.00		26,750.00		108,250.00		0.00	
PA3	PERMANENT SECRETARY, MINISTRY OF PUBLIC ADMINISTRATION								
001	Lease Payments/Rents of Government Buildings	1,066,000.00		1,771,105.40		0.00		705,105.40	
002	Rental of Finance Building (Roof Level)	41,400.00		46,575.00		0.00		5,175.00	
003	Rental of Vacant Lots	88,800.00		12,528.07		76,271.93		0.00	
	SUB-TOTAL	1,196,200.00		1,830,208.47		76,271.93		710,280.40	
SY1	PERMANENT SECRETARY, MINISTRY OF SPORT AND YOUTH AFFAIRS								
001	West Port-of-Spain Regional Park - Proceeds from Rental, etc.	2,000,000.00		1,773.92		1,998,226.08		0.00	
002	Proceeds from St. Paul Street Multi-purpose Complex	50,000.00		24,740.68		25,259.32		0.00	
003	Proceeds from Hockey Facility/Indoor Sporting Arena - Tacarigua	260,000.00		283,829.61		0.00		23,829.61	
004	Proceeds from Indoor Sporting Arena - Pleasantville	160,000.00		176,505.27		0.00		16,505.27	
005	Proceeds from Indoor Sporting Arena - Point Fortin	120,000.00		142,339.16		0.00		22,339.16	
006	Proceeds from Indoor Sporting Arena - Maloney	100,000.00		85,032.20		14,967.80		0.00	
007	Proceeds from Indoor Sporting Arena - Chaguanas	280,000.00		298,541.72		0.00		18,541.72	
008	Proceeds from Ato Boldon Stadium - Couva	385,000.00		141,586.84		243,413.16		0.00	
	CARRIED FORWARD	3,355,000.00		1,154,349.40		2,281,866.36		81,215.76	

HEAD / SUB-HEAD / RECEIVER / ITEM / SUB-ITEM		APPROVED ESTIMATES FINANCIAL YEAR 2010		ACTUAL REVENUE FINANCIAL YEAR 2010		LESS THAN ESTIMATES		MORE THAN ESTIMATES	
		\$	¢	\$	¢	\$	¢	\$	¢
	HEAD 06								
	Sub Head 01 - (Cont'd)								
	BROUGHT FORWARD	3,355,000.00		1,154,349.40		2,281,866.36		81,215.76	
010	Proceeds from Larry Gomes Stadium - Arima	460,000.00		158,715.19		301,284.81		0.00	
011	Proceeds from Mannie Ramjohn Stadium - Marabella	550,000.00		235,131.26		314,868.74		0.00	
012	Proceeds from Dwight Yorke Stadium - Bacolet	320,000.00		91,854.32		228,145.68		0.00	
013	Proceeds from Youth Centres	270,000.00		163,838.24		106,161.76		0.00	
014	Proceeds from Rental - Chatham Youth Camp	8,000.00		11,650.00		0.00		3,650.00	
015	Proceeds from Rental - Persto Praesto Youth Camp	15,000.00		22,670.00		0.00		7,670.00	
016	Proceeds from Rental - El Dorado Youth Camp	20,000.00		46,210.00		0.00		26,210.00	
	SUB-TOTAL	4,998,000.00		1,884,418.41		3,232,327.35		118,745.76	
TR1	PERMANENT SECRETARY MINISTRY OF TRADE AND INDUSTRY								
001	Rental of Equipment - Events Centre	100,000.00		32,005.00		67,995.00		0.00	
	SUB-TOTAL	100,000.00		32,005.00		67,995.00		0.00	
WT3	DIRECTOR MARITIME SERVICES MINISTRY OF WORKS AND TRANSPORT								
001	Rental of Vessels - Maritime Services	10,000.00		0.00		10,000.00		0.00	
	SUB-TOTAL	10,000.00		0.00		10,000.00		0.00	
	SUB-HEAD TOTAL	11,960,650.00		10,192,460.49		3,629,398.08		1,861,208.57	
02	<u>INTEREST INCOME</u>								
FN1	COMPTROLLER OF ACCOUNTS MINISTRY OF FINANCE								
001	Interest on Investment								
01	Consolidated Fund	118,000.00		117,115.88		884.12		0.00	
02	Renewals Fund	0.00		0.00		0.00		0.00	
03	Provident Fund	1,000.00		0.00		1,000.00		0.00	
	SUB-TOTAL	119,000.00		117,115.88		1,884.12		0.00	
002	Interest on Floating Balances	40,000,000.00		345,119.62		39,654,880.38		0.00	
	SUB-TOTAL	40,000,000.00		345,119.62		39,654,880.38		0.00	

HEAD / SUB-HEAD / RECEIVER / ITEM / SUB-ITEM		APPROVED ESTIMATES FINANCIAL YEAR 2010		ACTUAL REVENUE FINANCIAL YEAR 2010		LESS THAN ESTIMATES		MORE THAN ESTIMATES	
		\$	¢	\$	¢	\$	¢	\$	¢
	HEAD 06								
	Sub Head 02 - (Cont'd)								
003	Interest on Loans and Advances								
	ARIMA BOROUGH CORPORATION								
01	Velodrome		0.00		0.00		0.00		0.00
	SUB-TOTAL		0.00		0.00		0.00		0.00
	PORT-OF-SPAIN CORPORATION								
05	Workers' Home		0.00		0.00		0.00		0.00
06	Loans Consolidated		0.00		0.00		0.00		0.00
07	St. James Improvement Scheme		0.00		0.00		0.00		0.00
	SUB-TOTAL		0.00		0.00		0.00		0.00
	COMPTRROLLER OF ACCOUNTS								
09	Loans to Students		0.00		0.00		0.00		0.00
17	Interest on Loans to Public Servants	8,000,000.00		7,354,816.50		645,183.50			0.00
19	Loan to Government of Belize - Hurricanes "Carmen" and "Fifi"	654.00		330.92		323.08			0.00
21	Trinidad and Tobago Mortgage Finance Company Limited	8,025,200.00		11,212,449.57		0.00		3,187,249.57	
33	Caribbean Development Bank	0.00		0.00		0.00			0.00
38	Mount St. Benedict Abbey	0.00		0.00		0.00			0.00
45	Naparima Star Lodge and Pride of Naparima Lodge	0.00		0.00		0.00			0.00
47	Holy Trinity Cathedral	1,314.00		848.20		465.80			0.00
49	Petrotrin - Energy Sector Loan	0.00		0.00		0.00			0.00
50	Loan to Government of Dominica	0.00		470,525.90		0.00		470,525.90	
51	Guarantee of Loans to Students (Student Cess Act, 1989)	0.00		0.00		0.00			0.00
53	Loan to Government of Grenada	0.00		0.00		0.00			0.00
63	Loan to Government of Guyana	5,020,920.00		1,050,581.50		3,970,338.50			0.00
64	Trinidad and Tobago Postal Corporation	3,722,150.00		0.00		3,722,150.00			0.00
65	National Energy Skills Centre	1,739,000.00		0.00		1,739,000.00			0.00
66	Sugar Manufacturing Company Limited (SMCL)	0.00		52,904.36		0.00		52,904.36	
	SUB-TOTAL	26,509,238.00		20,142,456.95		10,077,460.88		3,710,679.83	

HEAD / SUB-HEAD / RECEIVER / ITEM / SUB-ITEM		APPROVED ESTIMATES FINANCIAL YEAR 2010	ACTUAL REVENUE FINANCIAL YEAR 2010	LESS THAN ESTIMATES	MORE THAN ESTIMATES
		\$ ¢	\$ ¢	\$ ¢	\$ ¢
	HEAD 06				
	Sub Head 02 - (Cont'd)				
004	Interest on Swap Agreement - Six Fast Patrol Crafts	0.00	100,897,067.31	0.00	100,897,067.31
	SUB-TOTAL	0.00	100,897,067.31	0.00	100,897,067.31
	SUB-HEAD TOTAL	66,628,238.00	121,501,759.76	49,734,225.38	104,607,747.14
03	<u>ROYALTIES</u>				
EN1	PERMANENT SECRETARY MINISTRY OF ENERGY AND ENERGY INDUSTRIES				
001	Royalty on Oil and Gas (Ch. 62:01)	1,403,489,000.00	1,898,863,469.24	0.00	495,374,469.24
002	Asphalt or Pitch won from the Pitch Lake (Ch. 61:03)	150,000.00	49,503.97	100,496.03	0.00
003	Quarries, Sand and Gravel Pits (Ch. 61:03)	2,000,000.00	1,601,153.35	398,846.65	0.00
	SUB-HEAD TOTAL	1,405,639,000.00	1,900,514,126.56	499,342.68	495,374,469.24
04	<u>PROFITS FROM NON-FINANCIAL ENTERPRISES</u>				
FN1	COMPTRROLLER OF ACCOUNTS MINISTRY OF FINANCE				
	DIVIDENDS AND SURPLUSES				
001	National Lottery (Ch. 21:04)	177,847,100.00	205,000,000.00	0.00	27,152,900.00
	SUB-TOTAL	177,847,100.00	205,000,000.00	0.00	27,152,900.00
FN5	PERMANENT SECRETARY MINISTRY OF FINANCE (INVESTMENT DIVISION)				
002	State Enterprises	1,288,209,290.00	960,103,825.29	328,105,464.71	0.00
	SUB-TOTAL	1,288,209,290.00	960,103,825.29	328,105,464.71	0.00
	SUB-HEAD TOTAL	1,466,056,390.00	1,165,103,825.29	328,105,464.71	27,152,900.00
05	<u>PROFITS FROM PUBLIC FINANCIAL INSTITUTIONS</u>				
FN1	COMPTRROLLER OF ACCOUNTS MINISTRY OF FINANCE				
	INTEREST, DIVIDENDS AND SURPLUSES				
001	Equity Profits - Central Bank (Ch. 79:02)	700,000,000.00	920,170,446.48	0.00	220,170,446.48
	SUB-TOTAL	700,000,000.00	920,170,446.48	0.00	220,170,446.48

HEAD / SUB-HEAD / RECEIVER / ITEM / SUB-ITEM		APPROVED ESTIMATES FINANCIAL YEAR 2010	ACTUAL REVENUE FINANCIAL YEAR 2010	LESS THAN ESTIMATES	MORE THAN ESTIMATES
		\$ ¢	\$ ¢	\$ ¢	\$ ¢
	HEAD 06				
	Sub Head 05 - (Cont'd)				
FN5	PERMANENT SECRETARY MINISTRY OF FINANCE (INVESTMENT DIVISION)				
001	State Enterprises	8,811,570.00	1,330,000.00	7,481,570.00	0.00
	SUB-TOTAL	8,811,570.00	1,330,000.00	7,481,570.00	0.00
	SUB-HEAD TOTAL	708,811,570.00	921,500,446.48	7,481,570.00	220,170,446.48
06	<u>OTHER PROPERTY INCOME</u>				
AL3	COMMISSIONER OF STATE LANDS MINISTRY OF AGRICULTURE, LAND AND MARINE RESOURCES				
001	Premia on Leases	200,000.00	25,600.00	174,400.00	0.00
003	Premia on Reclaimed Lands	0.00	0.00	0.00	0.00
004	Premia for variations of the User Clauses in Existing Leases	6,791,280.00	2,123,496.00	4,667,784.00	0.00
	SUB-TOTAL	6,991,280.00	2,149,096.00	4,842,184.00	0.00
EN1	PERMANENT SECRETARY MINISTRY OF ENERGY AND ENERGY INDUSTRIES				
001	Share of Profits from Oil Companies under Production Sharing Contract	900,000,000.00	900,000,000.00	0.00	0.00
	SUB-TOTAL	900,000,000.00	900,000,000.00	0.00	0.00
PA3	PERMANENT SECRETARY MINISTRY OF PUBLIC ADMINISTRATION				
001	Interest from the Sale of Government Quarters	44,170.00	49,652.63	0.00	5,482.63
	SUB-TOTAL	44,170.00	49,652.63	0.00	5,482.63
PH1	PERMANENT SECRETARY MINISTRY OF PLANNING, HOUSING AND THE ENVIRONMENT				
001	Interest on National Housing Authority Loans (now Housing Development Corporation)	0.00	0.00	0.00	0.00
003	Shelter Construction Financing Facility	7,000,000.00	5,476,476.44	1,523,523.56	0.00
004	Lease Payment for former Caroni Lands Sugar Industry	0.00	0.00	0.00	0.00
	SUB-TOTAL	7,000,000.00	5,476,476.44	1,523,523.56	0.00
	SUB-HEAD TOTAL	914,035,450.00	907,675,225.07	6,365,707.56	5,482.63

HEAD / SUB-HEAD / RECEIVER / ITEM / SUB-ITEM		APPROVED ESTIMATES FINANCIAL YEAR 2010		ACTUAL REVENUE FINANCIAL YEAR 2010		LESS THAN ESTIMATES		MORE THAN ESTIMATES	
		\$	¢	\$	¢	\$	¢	\$	¢
HEAD 07 - OTHER NON-TAX REVENUE									
01	Administrative Fees and Charges	382,145,850.00		419,883,829.47		0.00		37,737,979.47	
02	Fines and Forfeitures	84,599,500.00		45,586,364.20		39,013,135.80		0.00	
03	Pension Contributions	28,053,300.00		37,427,693.66		0.00		9,374,393.66	
04	Non-Industrial Sales	20,014,200.00		19,354,370.79		659,829.21		0.00	
06	Other (Miscellaneous)	123,134,900.00		959,536,231.08		0.00		836,401,331.08	
TOTAL		637,947,750.00		1,481,788,489.20		39,672,965.01		883,513,704.21	
01	<u>ADMINISTRATIVE FEES AND CHARGES</u>								
AL1	PERMANENT SECRETARY MINISTRY OF AGRICULTURE, LAND AND MARINE RESOURCES								
001	Agriculture - Examiner of Animals (Ch. 67:02)	3,000.00		4,315.00		0.00		1,315.00	
002	Veterinary Officers' Fees (Ch. 67:04)	16,000.00		12,144.50		3,855.50		0.00	
003	Dogs and Cats Quarantine Stn. Quarantine Fees (Ch. 67:02)	100,000.00		97,627.50		2,372.50		0.00	
004	Laboratory Fees	65,000.00		26,863.50		38,136.50		0.00	
005	Import Permits (Ch. 67:02)	70,000.00		83,500.00		0.00		13,500.00	
006	Registration Fees - Praedial Larceny	1,000.00		1,820.00		0.00		820.00	
007	Export Permits	24,000.00		26,620.00		0.00		2,620.00	
008	Horses Quarantine Station, Quarantine Fees	30,000.00		16,590.00		13,410.00		0.00	
009	Fees - San Fernando Hill	230,000.00		309,250.00		0.00		79,250.00	
010	Fees - Caroni Swamp	4,200.00		300.00		3,900.00		0.00	
SUB-TOTAL		543,200.00		579,030.50		61,674.50		97,505.00	
AL3	COMMISSIONER OF STATE LANDS MINISTRY OF AGRICULTURE, LAND AND MARINE RESOURCES								
001	Commissioner of State Lands Search Fees	0.00		0.00		0.00		0.00	
002	Miscellaneous	1,000.00		0.00		1,000.00		0.00	
003	Licence Fee for Land Reclamation (Ch. 57:01)	500.00		0.00		500.00		0.00	
004	Preparation and Processing of Agreement and Leases (Ch. 57:01)	100,000.00		21,200.00		78,800.00		0.00	
005	Processing of Reclamation and Jetty Licences (Ch. 57:01)	4,000.00		0.00		4,000.00		0.00	
006	Approval of Building Plans on Lands subject to State Leases (Ch. 57:01)	2,000.00		3,750.00		0.00		1,750.00	
007	Grant of Consent to Assign (Ch. 57:01)	200,000.00		102,526.54		97,473.46		0.00	
SUB-TOTAL		307,500.00		127,476.54		181,773.46		1,750.00	

HEAD / SUB-HEAD / RECEIVER / ITEM / SUB-ITEM		APPROVED ESTIMATES FINANCIAL YEAR 2010		ACTUAL REVENUE FINANCIAL YEAR 2010		LESS THAN ESTIMATES		MORE THAN ESTIMATES	
		\$	¢	\$	¢	\$	¢	\$	¢
	HEAD 07								
	Sub Head 01 - (Cont'd)								
AT4	CHIEF STATE SOLICITOR MINISTRY OF THE ATTORNEY GENERAL								
001	State Solicitor	200,000.00		338,720.84		0.00		138,720.84	
002	Administrator General	40,000.00		9,946.21		30,053.79		0.00	
003	Official Receiver	0.00		0.00		0.00		0.00	
004	Public Trustee	30,000.00		16,683.39		13,316.61		0.00	
	SUB-TOTAL	270,000.00		365,350.44		43,370.40		138,720.84	
CD1	PERMANENT SECRETARY MINISTRY OF COMMUNITY DEVELOPMENT, CULTURE AND GENDER AFFAIRS								
001	National Academy for the Performing Arts	0.00		579,873.74		0.00		579,873.74	
	SUB-TOTAL	0.00		579,873.74		0.00		579,873.74	
EB1	CHIEF ELECTION OFFICER ELECTIONS AND BOUNDARIES COMMISSION								
001	Fees for the replacement of Identification Cards	300,000.00		301,620.00		0.00		1,620.00	
	SUB-TOTAL	300,000.00		301,620.00		0.00		1,620.00	
ED1	PERMANENT SECRETARY MINISTRY OF EDUCATION								
001	Education Extension Services	0.00		12,000.00		0.00		12,000.00	
003	Sale of Handwork and Publications	1,000.00		2,220.00		0.00		1,220.00	
004	External Examination - Local Fees for Candidates	230,000.00		399,690.50		0.00		169,690.50	
005	Adult Classes	8,000.00		1,805.50		6,194.50		0.00	
006	Polytechnic Registration	2,500.00		2,331.00		169.00		0.00	
007	Polytechnic Tuition	8,000.00		7,608.00		392.00		0.00	
008	Polytechnic Laboratory	2,000.00		1,930.00		70.00		0.00	
012	Registration of Teachers	12,000.00		11,780.00		220.00		0.00	
013	Examination Fees not elsewhere classified	100,000.00		45,304.00		54,696.00		0.00	
014	Sale of Dictionary of Occupational Titles	1,000.00		1,100.00		0.00		100.00	
015	Fees - Certified Examinations Statements & Transcripts	85,000.00		84,873.50		126.50		0.00	
016	Textbook Rental Programme - Fees	0.00		52,405.00		0.00		52,405.00	
	SUB-TOTAL	449,500.00		623,047.50		61,868.00		235,415.50	

HEAD / SUB-HEAD / RECEIVER / ITEM / SUB-ITEM		APPROVED ESTIMATES FINANCIAL YEAR 2010		ACTUAL REVENUE FINANCIAL YEAR 2010		LESS THAN ESTIMATES		MORE THAN ESTIMATES	
		\$	€	\$	€	\$	€	\$	€
	HEAD 07								
	Sub Head 01 - (Cont'd)								
EN1	PERMANENT SECRETARY								
	MINISTRY OF ENERGY AND ENERGY INDUSTRIES								
001	Petroleum Testing Laboratory		0.00		0.00		0.00		0.00
002	Fees for Competitive Bidding - Petroleum (Ch. 62:01)	12,000,000.00		8,378,239.98		3,621,760.02			0.00
004	Oil Impost (Ch. 62:01, Sec. 72-74)	81,700,000.00		90,548,195.62		0.00		8,848,195.62	
006	Signature Bonuses - Competitive Bidding		0.00		0.00		0.00		0.00
007	Application Fees - Exploration & Production Licences (Ch. 62:01)		0.00		0.00		0.00		0.00
008	Application Fees - Petrochemical Licences		0.00		0.00		0.00		0.00
009	Application Fees - Lease Operators		1,000.00		0.00		1,000.00		0.00
010	Fees for Competitive Bidding - Quarries		150,000.00		0.00		150,000.00		0.00
011	Application Fees - Bids for Wholesale Marketing Licences		0.00		4,000.00		0.00		4,000.00
013	Fees - Miscellaneous		50,000.00		94,000.00		0.00		44,000.00
014	Production Bonus - North Coast Marine Area 1 (NCMA1)		0.00		0.00		0.00		0.00
015	Production Bonuses - Other Companies		0.00		0.00		0.00		0.00
016	Bunkering Company Licence Fee (Ex-vessel and Ex-wharf) (Chap. 62:01)		0.00		76,019.60		0.00		76,019.60
017	Bunkering Vessel Inspection Fee (Ex-vessel) (62:01)		0.00		12,663.40		0.00		12,663.40
018	Facility Inspection Fee (Ex-wharf) (62:01)		0.00		18,963.40		0.00		18,963.40
	SUB-TOTAL		93,901,000.00		99,132,082.00		3,772,760.02		9,003,842.02
FA1	PERMANENT SECRETARY								
	MINISTRY OF FOREIGN AFFAIRS								
002	Diplomatic Mail Service Charge (Ch. 17:03)	2,000,000.00		2,037,944.32		0.00			37,944.32
004	Examination Fees		0.00		0.00		0.00		0.00
	SUB-TOTAL		2,000,000.00		2,037,944.32		0.00		37,944.32
FN1	COMPTROLLER OF ACCOUNTS								
	MINISTRY OF FINANCE								
001	Licence Fees - Financial Institutions other than Commercial Banks		2,000.00		30.00		1,970.00		0.00
	SUB-TOTAL		2,000.00		30.00		1,970.00		0.00

HEAD / SUB-HEAD / RECEIVER / ITEM / SUB-ITEM		APPROVED ESTIMATES FINANCIAL YEAR 2010		ACTUAL REVENUE FINANCIAL YEAR 2010		LESS THAN ESTIMATES		MORE THAN ESTIMATES	
		\$	¢	\$	¢	\$	¢	\$	¢
	HEAD 07								
	Sub Head 01 - (Cont'd)								
FN2	CHAIRMAN BOARD OF INLAND REVENUE MINISTRY OF FINANCE								
001	Cinematograph Arrangement Fee (Ch. 77:03 Sec. 10)		500.00		0.00		500.00		0.00
002	Warden's Search Fees		60,000.00		52,279.48		7,720.52		0.00
003	Pension Plan - Registration Fee		500.00		180.00		320.00		0.00
	SUB-TOTAL		61,000.00		52,459.48		8,540.52		0.00
FN3	COMPTROLLER OF CUSTOMS AND EXCISE MINISTRY OF FINANCE								
001	Comptroller of Customs and Excise (Ch. 78:01)		7,500,000.00		12,814,838.73		0.00		5,314,838.73
002	Processing of Bills of Sight (Ch. 78:01)		1,500,000.00		449,144.41		1,050,855.59		0.00
003	Container Processing Fees (Ch. 78:01)		40,500,000.00		37,546,299.58		2,953,700.42		0.00
	SUB-TOTAL		49,500,000.00		50,810,282.72		4,004,556.01		5,314,838.73
FN4	SUPERVISOR OF INSURANCE MINISTRY OF FINANCE								
002	Registration Fees - Insurance Act, 1980		0.00		10,900.00		0.00		10,900.00
	SUB-TOTAL		0.00		10,900.00		0.00		10,900.00
HE1	PERMANENT SECRETARY MINISTRY OF HEALTH								
002	Hospital - Miscellaneous		2,000.00		0.00		2,000.00		0.00
003	Chemist		430,000.00		303,805.00		126,195.00		0.00
004	Pathology		600.00		0.00		600.00		0.00
005	Hospital - X-ray Electrical Treatment and Physiotherapy		5,000.00		7,185.00		0.00		2,185.00
006	Hospital - Maintenance of Patients and Operation Fees		45,000.00		48,825.00		0.00		3,825.00
009	Public Health Inspectors Overtime Allowances		700.00		0.00		700.00		0.00
	SUB-TOTAL		483,300.00		359,815.00		129,495.00		6,010.00

HEAD / SUB-HEAD / RECEIVER / ITEM / SUB-ITEM		APPROVED ESTIMATES FINANCIAL YEAR 2010		ACTUAL REVENUE FINANCIAL YEAR 2010		LESS THAN ESTIMATES		MORE THAN ESTIMATES	
		\$	¢	\$	¢	\$	¢	\$	¢
	HEAD 07								
	Sub Head 01 - (Cont'd)								
IN1	PERMANENT SECRETARY MINISTRY OF INFORMATION								
002	Censor Cinematograph Film	35,000.00		40,113.00		0.00		5,113.00	
003	Computer Service, National Information Systems Centre (formerly N.C.A.)	0.00		67,800.00		0.00		67,800.00	
	SUB-TOTAL	35,000.00		107,913.00		0.00		72,913.00	
JM1	CHIEF MAGISTRATE JUDICIARY - MAGISTRACY								
001	District and Petty Civil Courts	80,000.00		44,430.25		35,569.75		0.00	
002	Magistrates' Courts	140,000.00		130,325.00		9,675.00		0.00	
003	Liquor Licences - Application Fees	45,000.00		30,809.50		14,190.50		0.00	
004	Magistrates' Notes of Evidence	80,000.00		99,530.00		0.00		19,530.00	
	SUB-TOTAL	345,000.00		305,094.75		59,435.25		19,530.00	
JS1	REGISTRAR JUDICIARY - SUPREME COURT								
001	Registrar, Supreme Court	1,800,000.00		1,796,685.89		3,314.11		0.00	
002	Commissioner, Workman's Compensation Ordinance	3,000.00		0.00		3,000.00		0.00	
003	Notaries Public Registration Fees	5,000.00		1,000.00		4,000.00		0.00	
004	Marshal	3,000.00		1,694.00		1,306.00		0.00	
	SUB-TOTAL	1,811,000.00		1,799,379.89		11,620.11		0.00	
LA1	REGISTRAR GENERAL MINISTRY OF LEGAL AFFAIRS								
001	Registrar General	16,000,000.00		29,298,947.21		0.00		13,298,947.21	
002	Application for Marriage Officers' Licence	8,000.00		6,250.00		1,750.00		0.00	
003	Marriage Officers' Licence Fee	12,000.00		22,000.00		0.00		10,000.00	
004	Renewal of Marriage Officers' Licence	5,000.00		10,500.00		0.00		5,500.00	
	SUB-TOTAL	16,025,000.00		29,337,697.21		1,750.00		13,314,447.21	

HEAD / SUB-HEAD / RECEIVER / ITEM / SUB-ITEM		APPROVED ESTIMATES FINANCIAL YEAR 2010	ACTUAL REVENUE FINANCIAL YEAR 2010	LESS THAN ESTIMATES	MORE THAN ESTIMATES
		\$ ¢	\$ ¢	\$ ¢	\$ ¢
	HEAD 07				
	Sub Head 01 - (Cont'd)				
LA2	CONTROLLER, INTELLECTUAL PROPERTY OFFICE MINISTRY OF LEGAL AFFAIRS				
001	Intellectual Property Fees	5,000,000.00	4,661,115.00	338,885.00	0.00
	SUB-TOTAL	5,000,000.00	4,661,115.00	338,885.00	0.00
LA3	PERMANENT SECRETARY MINISTRY OF LEGAL AFFAIRS				
001	Rent Assessment Board	0.00	0.00	0.00	0.00
002	Inspectors of Weights and Measures	105,000.00	105,150.00	0.00	150.00
	SUB-TOTAL	105,000.00	105,150.00	0.00	150.00
LE1	PERMANENT SECRETARY MINISTRY OF LABOUR AND SMALL AND MICRO ENTERPRISE DEVELOPMENT				
001	Registrar, Trade Unions	1,000.00	25.00	975.00	0.00
002	Commissioner of Co-operatives	150.00	30.00	120.00	0.00
003	Registrar, Friendly Societies	200.00	118.40	81.60	0.00
	SUB-TOTAL	1,350.00	173.40	1,176.60	0.00
LG1	PERMANENT SECRETARY MINISTRY OF LOCAL GOVERNMENT				
001	Miscellaneous	0.00	10.00	0.00	10.00
	SUB-TOTAL	0.00	10.00	0.00	10.00
NS1	PERMANENT SECRETARY MINISTRY OF NATIONAL SECURITY				
001	Naturalisation Certificates	31,000.00	23,420.00	7,580.00	0.00
002	Registration as a Citizen	400,000.00	432,049.83	0.00	32,049.83
003	Work Permits - Application Fees	5,600,000.00	4,749,600.00	850,400.00	0.00
004	Work Permits - Duration Fees	32,000,000.00	29,101,200.00	2,898,800.00	0.00
005	Travelling Salesmen - Permit Fees	14,000.00	62,000.00	0.00	48,000.00
006	Certificate of Residence	320,000.00	330,000.00	0.00	10,000.00
007	Trinidad and Tobago Forensic Science Centre-Fees for Services	12,000.00	17,190.00	0.00	5,190.00
008	Overseas Missionary Permits	95,000.00	109,500.00	0.00	14,500.00
	SUB-TOTAL	38,472,000.00	34,824,959.83	3,756,780.00	109,739.83

HEAD / SUB-HEAD / RECEIVER / ITEM / SUB-ITEM		APPROVED ESTIMATES FINANCIAL YEAR 2010		ACTUAL REVENUE FINANCIAL YEAR 2010		LESS THAN ESTIMATES		MORE THAN ESTIMATES	
		\$	€	\$	€	\$	€	\$	€
	HEAD 07								
	Sub Head 01 - (Cont'd)								
NS2	CHIEF IMMIGRATION OFFICER MINISTRY OF NATIONAL SECURITY								
001	Passport and Permit Fees	42,000,000.00		49,649,836.62		0.00		7,649,836.62	
002	Immigration - Boarding and Clearing Fees	1,700,000.00		1,615,300.00		84,700.00		0.00	
003	Certificate of Residence under Amnesty Programme - Application Fee	0.00		0.00		0.00		0.00	
005	Restoration of Citizenship - Application Fees	5,000.00		9,831.76		0.00		4,831.76	
006	Restoration of Citizenship - Certificate Fees	40,000.00		93,042.28		0.00		53,042.28	
007	Issue of Letters confirming Citizenship or Residence	35,000.00		137,767.44		0.00		102,767.44	
	SUB-TOTAL	43,780,000.00		51,505,778.10		84,700.00		7,810,478.10	
NS3	COMMISSIONER OF POLICE MINISTRY OF NATIONAL SECURITY								
001	Clothing and Powder Cart	5,000.00		4,965.00		35.00		0.00	
003	Miscellaneous	4,200,000.00		5,125,249.15		0.00		925,249.15	
004	Fees for lodgement of firearms	90,000.00		73,580.00		16,420.00		0.00	
	SUB-TOTAL	4,295,000.00		5,203,794.15		16,455.00		925,249.15	
NS4	CHIEF FIRE OFFICER MINISTRY OF NATIONAL SECURITY								
001	Special Services	345,000.00		434,149.00		0.00		89,149.00	
002	Examination Fees	34,000.00		7,600.00		26,400.00		0.00	
	SUB-TOTAL	379,000.00		441,749.00		26,400.00		89,149.00	
PA1	PERMANENT SECRETARY MINISTRY OF PUBLIC ADMINISTRATION								
001	Sale of Airtime - Trinidad Broadcasting Company	0.00		102,600.00		0.00		102,600.00	
	SUB-TOTAL	0.00		102,600.00		0.00		102,600.00	
PH2	DIRECTOR OF STATISTICS MINISTRY OF PLANNING, HOUSING AND THE ENVIRONMENT								
001	Supply of Statistical Information	50,000.00		15,284.50		34,715.50		0.00	
002	Computer Service (C.S.O.)	70,000.00		45,954.60		24,045.40		0.00	
	SUB-TOTAL	120,000.00		61,239.10		58,760.90		0.00	

HEAD / SUB-HEAD / RECEIVER / ITEM / SUB-ITEM		APPROVED ESTIMATES FINANCIAL YEAR 2010		ACTUAL REVENUE FINANCIAL YEAR 2010		LESS THAN ESTIMATES		MORE THAN ESTIMATES	
		\$	¢	\$	¢	\$	¢	\$	¢
	HEAD 07								
	Sub Head 01 - (Cont'd)								
PU1	PERMANENT SECRETARY MINISTRY OF PUBLIC UTILITIES								
003	Specialized Services - Meteorological Services Division	120,000.00		38,027.00		81,973.00		0.00	
004	Government Electrical Inspector's Fees	4,600,000.00		5,332,195.00		0.00		732,195.00	
005	Water Improvement Rates	117,960,000.00		130,185,052.93		0.00		12,225,052.93	
	SUB-TOTAL	122,680,000.00		135,555,274.93		81,973.00		12,957,247.93	
SC1	DIRECTOR OF PERSONNEL ADMINISTRATION SERVICE COMMISSIONS DEPARTMENT								
001	Civil Service Entrance Examination Fees	375,000.00		295,575.00		79,425.00		0.00	
	SUB-TOTAL	375,000.00		295,575.00		79,425.00		0.00	
ST1	PERMANENT SECRETARY MINISTRY OF SCIENCE, TECHNOLOGY AND TERTIARY EDUCATION								
001	Technical Institute, San Fernando	0.00		0.00		0.00		0.00	
002	Government Vocational Centre - Point Fortin	0.00		0.00		0.00		0.00	
003	Registration and Examination Fees - J.S. Donaldson Technical Institute	0.00		0.00		0.00		0.00	
	SUB-TOTAL	0.00		0.00		0.00		0.00	
SY1	PERMANENT SECRETARY MINISTRY OF SPORT AND YOUTH AFFAIRS								
001	Community Swimming Pools	120,000.00		108,208.87		11,791.13		0.00	
	SUB-TOTAL	120,000.00		108,208.87		11,791.13		0.00	
TA1	REGISTRAR TAX APPEAL BOARD								
001	Appeal Board	0.00		10.00		0.00		10.00	
	SUB-TOTAL	0.00		10.00		0.00		10.00	
TR1	PERMANENT SECRETARY MINISTRY OF TRADE AND INDUSTRY								
001	Events Centre - Fees for Service	0.00		0.00		0.00		0.00	
	SUB-TOTAL	0.00		0.00		0.00		0.00	

HEAD / SUB-HEAD / RECEIVER / ITEM / SUB-ITEM		APPROVED ESTIMATES FINANCIAL YEAR 2010		ACTUAL REVENUE FINANCIAL YEAR 2010		LESS THAN ESTIMATES		MORE THAN ESTIMATES	
		\$	¢	\$	¢	\$	¢	\$	¢
	HEAD 07								
	Sub Head 01 - (Cont'd)								
WT1	PERMANENT SECRETARY MINISTRY OF WORKS AND TRANSPORT								
002	Advertising Fees - Highways Beautification Unit		0.00		0.00		0.00		0.00
	SUB-TOTAL		0.00		0.00		0.00		0.00
WT2	TRANSPORT COMMISSIONER MINISTRY OF WORKS AND TRANSPORT								
001	Weighbridge Fees	700,000.00		431,975.00		268,025.00		0.00	
002	Miscellaneous		0.00		0.00		0.00		0.00
003	Registration Fee for Testing Station		3,000.00		2,500.00		500.00		0.00
004	Renewal Fee for Testing Station		20,000.00		14,000.00		6,000.00		0.00
005	Examiner Certificate Fee		32,000.00		12,300.00		19,700.00		0.00
006	Renewal of Examiner Certificate Fee		10,000.00		13,800.00		0.00		3,800.00
	SUB-TOTAL		765,000.00		474,575.00		294,225.00		3,800.00
WT3	DIRECTOR MARITIME SERVICES MINISTRY OF WORKS AND TRANSPORT								
001	Shipping Office Fees		20,000.00		13,620.00		6,380.00		0.00
	SUB-TOTAL		20,000.00		13,620.00		6,380.00		0.00
	SUB-HEAD TOTAL		382,145,850.00		419,883,829.47		13,095,764.90		50,833,744.37
02	<u>FINES AND FORFEITURES</u>								
FN1	COMPROLLER OF ACCOUNTS MINISTRY OF FINANCE								
001	Fines and Penalties under by the Financial Institutions Act No. 26 of 2008		0.00		675,000.00		0.00		675,000.00
	SUB-TOTAL		0.00		675,000.00		0.00		675,000.00
FN3	COMPROLLER OF CUSTOMS AND EXCISE MINISTRY OF FINANCE								
001	Fines and Seizures (Ch. 78:50) (Ch. 78:01)		3,000,000.00		4,871,296.88		0.00		1,871,296.88
	SUB-TOTAL		3,000,000.00		4,871,296.88		0.00		1,871,296.88

HEAD / SUB-HEAD / RECEIVER / ITEM / SUB-ITEM		APPROVED ESTIMATES FINANCIAL YEAR 2010		ACTUAL REVENUE FINANCIAL YEAR 2010		LESS THAN ESTIMATES		MORE THAN ESTIMATES	
		\$	¢	\$	¢	\$	¢	\$	¢
	HEAD 07								
	Sub Head 02 - (Cont'd)								
FN6	PERMANENT SECRETARY MINISTRY OF FINANCE								
001	Penalties - Securities and Exchange Commission		0.00		1,007,586.50		0.00		1,007,586.50
	SUB-TOTAL		0.00		1,007,586.50		0.00		1,007,586.50
IC1	REGISTRAR INDUSTRIAL COURT								
001	Fines		15,000.00		1,000.00		14,000.00		0.00
	SUB-TOTAL		15,000.00		1,000.00		14,000.00		0.00
IN1	PERMANENT SECRETARY MINISTRY OF INFORMATION								
001	Penalties and Fines - National Library and Information Services (NALIS) formerly Central Library		0.00		2,847.00		0.00		2,847.00
	SUB-TOTAL		0.00		2,847.00		0.00		2,847.00
JM1	CHIEF MAGISTRATE JUDICIARY - MAGISTRACY								
001	Magistrates' Courts		18,000,000.00		13,085,814.34		4,914,185.66		0.00
002	Petty Civil Courts		50,000.00		5,500.00		44,500.00		0.00
003	Poundage Fees		6,000.00		1,905.00		4,095.00		0.00
004	Miscellaneous		15,000.00		586,246.55		0.00		571,246.55
005	Motor Vehicle and Road Traffic (Fixed Penalty) (Amendment) Regulation, 1984 (Ticket System)		60,000,000.00		21,603,830.00		38,396,170.00		0.00
	SUB-TOTAL		78,071,000.00		35,283,295.89		43,358,950.66		571,246.55
JS1	REGISTRAR JUDICIARY - SUPREME COURT								
001	Supreme Court		185,000.00		68,577.88		116,422.12		0.00
002	Poundage Fees		60,000.00		64,324.69		0.00		4,324.69
	SUB-TOTAL		245,000.00		132,902.57		116,422.12		4,324.69
NS2	CHIEF IMMIGRATION OFFICER MINISTRY OF NATIONAL SECURITY								
001	Fines		30,000.00		800.00		29,200.00		0.00
	SUB-TOTAL		30,000.00		800.00		29,200.00		0.00

HEAD / SUB-HEAD / RECEIVER / ITEM / SUB-ITEM		APPROVED ESTIMATES FINANCIAL YEAR 2010	ACTUAL REVENUE FINANCIAL YEAR 2010	LESS THAN ESTIMATES	MORE THAN ESTIMATES
		\$ ¢	\$ ¢	\$ ¢	\$ ¢
	HEAD 07				
	Sub Head 02 - (Cont'd)				
NS4	CHIEF FIRE OFFICER MINISTRY OF NATIONAL SECURITY				
001	Fines	0.00	5,095.07	0.00	5,095.07
	SUB-TOTAL	0.00	5,095.07	0.00	5,095.07
NS5	COMMISSIONER OF PRISONS MINISTRY OF NATIONAL SECURITY				
001	Fines	8,500.00	4,870.29	3,629.71	0.00
	SUB-TOTAL	8,500.00	4,870.29	3,629.71	0.00
WT2	TRANSPORT COMMISSIONER MINISTRY OF WORKS AND TRANSPORT				
001	Fines - Late Registration of Transfer (Used Motor Vehicles) (48:50)	130,000.00	193,870.00	0.00	63,870.00
002	Penalty - Late Renewal of Driving Permits (48:50)	3,100,000.00	3,407,800.00	0.00	307,800.00
	SUB-TOTAL	3,230,000.00	3,601,670.00	0.00	371,670.00
WT3	DIRECTOR MARITIME SERVICES MINISTRY OF WORKS AND TRANSPORT				
001	Fines - Offences under the Shipping Act. No.24 of 1987	0.00	0.00	0.00	0.00
	SUB-TOTAL	0.00	0.00	0.00	0.00
	SUB-HEAD TOTAL	84,599,500.00	45,586,364.20	43,522,202.49	4,509,066.69
03	<u>PENSION CONTRIBUTIONS</u>				
FN1	COMPROLLER OF ACCOUNTS MINISTRY OF FINANCE				
001	Contributions to Widows' and Orphans' Pension Scheme (Ch. 23:54)	556,400.00	938,750.00	0.00	382,350.00
002	Police Service - Contribution to Superannuation Fund (Ch. 23:52)	6,000,000.00	6,850,338.07	0.00	850,338.07
003	Fire Services - Contribution to Superannuation Fund (Ch. 23:52)	2,000,000.00	2,417,617.83	0.00	417,617.83
004	Provident Fund Bonus Surrendered and Forfeited (Ch. 23:57)	0.00	0.00	0.00	0.00
005	Trinidad and Tobago Defence Force - Contribution to Superannuation Fund (Ch. 23:52)	17,000,000.00	22,075,120.53	0.00	5,075,120.53
006	Members of Parliament	571,000.00	1,348,092.31	0.00	777,092.31
007	Heads of Missions (Ch. 17:04)	45,400.00	107,189.64	0.00	61,789.64
	CARRIED FORWARD	26,172,800.00	33,737,108.38	0.00	7,564,308.38

HEAD / SUB-HEAD / RECEIVER / ITEM / SUB-ITEM		APPROVED ESTIMATES FINANCIAL YEAR 2010		ACTUAL REVENUE FINANCIAL YEAR 2010		LESS THAN ESTIMATES		MORE THAN ESTIMATES	
		\$	€	\$	€	\$	€	\$	€
	HEAD 07								
	Sub Head 03 - (Cont'd)								
	BROUGHT FORWARD	26,172,800.00		33,737,108.38		0.00		7,564,308.38	
008	Officers on Secondment (Ch. 23:52)								
02	University of the West Indies		5,100.00		40,964.91		0.00		35,864.91
03	Public Transport Service Corporation		0.00		0.00		0.00		0.00
04	Commonwealth Caribbean Regional Secretariat		0.00		0.00		0.00		0.00
08	Chaguaramas Development Authority		0.00		0.00		0.00		0.00
09	National Insurance Property Development Company Limited		0.00		0.00		0.00		0.00
11	Trinidad and Tobago Bureau of Standards		23,050.00		45,664.20		0.00		22,614.20
12	Legal Aid and Advisory Authority		10,550.00		61,452.09		0.00		50,902.09
13	Port Authority of Trinidad and Tobago		0.00		0.00		0.00		0.00
15	Trinidad and Tobago Unified Teachers' Association		0.00		0.00		0.00		0.00
16	Airports Authority of Trinidad and Tobago		0.00		0.00		0.00		0.00
19	Caribbean Examinations Councils		10,000.00		0.00		10,000.00		0.00
20	National Institute of Higher Education (NIHERST)		0.00		0.00		0.00		0.00
23	Public Services Association		0.00		83,974.18		0.00		83,974.18
26	National Helicopter Services Limited		0.00		0.00		0.00		0.00
27	Youth Training and Employment Partnership Programme Limited (YTEPP)		0.00		0.00		0.00		0.00
28	Eric Williams Medical Sciences Complex		65,600.00		0.00		65,600.00		0.00
31	Environmental Management Authority		0.00		0.00		0.00		0.00
32	National Training Agency		0.00		0.00		0.00		0.00
33	Trinidad and Tobago Securities and Exchange Commission		10,000.00		30,914.00		0.00		20,914.00
34	Trinidad and Tobago Industrial Development Corporation (TIDCO)		0.00		0.00		0.00		0.00
35	National Agricultural Marketing and Development Corporation (NAMDEVCO)		105,800.00		44,809.80		60,990.20		0.00
36	Central Bank of Trinidad and Tobago		0.00		0.00		0.00		0.00
37	College of Science, Technology and Applied Arts of Trinidad and Tobago		45,500.00		0.00		45,500.00		0.00
38	Asa Wright Nature Centre		1,500.00		0.00		1,500.00		0.00
39	Telecommunications Authority of Trinidad and Tobago		46,550.00		71,110.09		0.00		24,560.09
40	University of Trinidad and Tobago (UTT)		122,850.00		360,518.56		0.00		237,668.56
41	Accreditation Council of Trinidad and Tobago (ACTT)		40,000.00		0.00		40,000.00		0.00
009	Prison Service - Contribution to Superannuation Fund (Chap. 13:02)		1,394,000.00		2,951,177.45		0.00		1,557,177.45
	SUB-HEAD TOTAL	28,053,300.00		37,427,693.66		223,590.20		9,597,983.86	

HEAD / SUB-HEAD / RECEIVER / ITEM / SUB-ITEM		APPROVED ESTIMATES FINANCIAL YEAR 2010		ACTUAL REVENUE FINANCIAL YEAR 2010		LESS THAN ESTIMATES		MORE THAN ESTIMATES	
		\$	¢	\$	¢	\$	¢	\$	¢
	HEAD 07 - (Cont'd)								
04	<u>NON-INDUSTRIAL SALES</u>								
AL1	PERMANENT SECRETARY MINISTRY OF AGRICULTURE, LAND AND MARINE RESOURCES								
001	Sale of Plants and Produce								
01	St. Augustine Station	700,000.00		712,975.05		0.00		12,975.05	
02	La Reunion Station	400,000.00		251,404.20		148,595.80		0.00	
04	Marper Farm	30,000.00		24,687.22		5,312.78		0.00	
004	Central Experimental Station	592,000.00		610,782.80		0.00		18,782.80	
005	Extension Services Division	30,000.00		60,027.05		0.00		30,027.05	
006	St. Joseph Farm - Trinidad	350,000.00		330,995.32		19,004.68		0.00	
008	Fisheries - Sale of Fruits and Produce	0.00		0.00		0.00		0.00	
009	Sale of Apiary Products	14,000.00		20,177.50		0.00		6,177.50	
010	Chaguaramas Estate	5,000.00		169.70		4,830.30		0.00	
012	Chaguaramas Agricultural Development Project	12,500.00		14,614.22		0.00		2,114.22	
014	State Lands Development Projects - Sale of Animals	0.00		0.00		0.00		0.00	
016	Sale of Drugs	130,000.00		105,290.00		24,710.00		0.00	
017	Profit on Sale of Drugs	0.00		0.00		0.00		0.00	
018	Hillside Station (St. Michael Estate)	5,000.00		9,176.69		0.00		4,176.69	
019	Forests - Miscellaneous	100,000.00		89,012.90		10,987.10		0.00	
020	Forests - Sale of Timber and Produce	6,250,000.00		7,523,198.64		0.00		1,273,198.64	
021	La Pastora Station (Horticulture Division)	60,000.00		182,400.75		0.00		122,400.75	
	SUB-TOTAL	8,678,500.00		9,934,912.04		213,440.66		1,469,852.70	
AL2	DIRECTOR OF SURVEYS MINISTRY OF AGRICULTURE, LAND AND MARINE RESOURCES								
001	Hydrographic Unit - Sale of Nautical Documents	12,000.00		5,660.00		6,340.00		0.00	
002	Surveys - Sale of Maps, Cadastral information and other related documents	175,000.00		104,820.76		70,179.24		0.00	
003	Sale of Survey Control Information	50,000.00		7,160.00		42,840.00		0.00	
004	Sale of Digital Products	350,000.00		93,670.00		256,330.00		0.00	
	SUB-TOTAL	587,000.00		211,310.76		375,689.24		0.00	

HEAD / SUB-HEAD / RECEIVER / ITEM / SUB-ITEM		APPROVED ESTIMATES FINANCIAL YEAR 2010		ACTUAL REVENUE FINANCIAL YEAR 2010		LESS THAN ESTIMATES		MORE THAN ESTIMATES	
		\$	¢	\$	¢	\$	¢	\$	¢
	HEAD 07								
	Sub Head 04 - (Cont'd)								
CD1	PERMANENT SECRETARY MINISTRY OF COMMUNITY DEVELOPMENT, CULTURE AND GENDER AFFAIRS								
001	Sale of Goods		0.00		275.00		0.00		275.00
002	National Cultural Council - Sale of Literature		35,000.00		10,888.00		24,112.00		0.00
	SUB-TOTAL		35,000.00		11,163.00		24,112.00		275.00
EB1	CHIEF ELECTION OFFICER ELECTIONS AND BOUNDARIES COMMISSION								
001	Electoral - Sale of Lists		100,000.00		107,862.00		0.00		7,862.00
002	Electoral - Sale of I.D. Cards and Loss of Original		0.00		5,360.00		0.00		5,360.00
003	Electoral - Sale of Maps		20,000.00		22,115.00		0.00		2,115.00
004	Electoral - Sale of Reports		10,000.00		15,194.00		0.00		5,194.00
	SUB-TOTAL		130,000.00		150,531.00		0.00		20,531.00
EN1	PERMANENT SECRETARY MINISTRY OF ENERGY AND ENERGY INDUSTRIES								
001	Sale of Reports and Maps		150,000.00		3,205.00		146,795.00		0.00
	SUB-TOTAL		150,000.00		3,205.00		146,795.00		0.00
FN1	COMPTRROLLER OF ACCOUNTS MINISTRY OF FINANCE SALE OF GOVERNMENT STORES AND OTHER PROPERTY								
001	Sale of obsolete, redundant and unserviceable Government Stores and Property		3,840,000.00		3,108,550.49		731,449.51		0.00
002	Sale of Safes, Vault Doors, etc.		0.00		0.00		0.00		0.00
	SUB-TOTAL		3,840,000.00		3,108,550.49		731,449.51		0.00
FN3	COMPTRROLLER OF CUSTOMS AND EXCISE MINISTRY OF FINANCE								
001	Sale of Spirits Stock Books		4,700.00		3,700.00		1,000.00		0.00
002	Sale of Certificate Books (Spirit Removal)		145,000.00		120,522.00		24,478.00		0.00
003	Sale of Certificate Books (Petrol Removal)		20,000.00		0.00		20,000.00		0.00
004	Sale of Goods		0.00		0.00		0.00		0.00
	SUB-TOTAL		169,700.00		124,222.00		45,478.00		0.00

HEAD / SUB-HEAD / RECEIVER / ITEM / SUB-ITEM		APPROVED ESTIMATES FINANCIAL YEAR 2010		ACTUAL REVENUE FINANCIAL YEAR 2010		LESS THAN ESTIMATES		MORE THAN ESTIMATES	
		\$	¢	\$	¢	\$	¢	\$	¢
	HEAD 07								
	Sub Head 04 - (Cont'd)								
HE1	PERMANENT SECRETARY MINISTRY OF HEALTH								
003	Sale of Stores	2,500,000.00		2,948,849.29		0.00		448,849.29	
	SUB-TOTAL	2,500,000.00		2,948,849.29		0.00		448,849.29	
IC1	REGISTRAR INDUSTRIAL COURT								
001	Sale of Publications	30,000.00		59,043.14		0.00		29,043.14	
	SUB-TOTAL	30,000.00		59,043.14		0.00		29,043.14	
IN1	PERMANENT SECRETARY MINISTRY OF INFORMATION								
001	Printing and Stationery	450,000.00		580,019.17		0.00		130,019.17	
	SUB-TOTAL	450,000.00		580,019.17		0.00		130,019.17	
JS1	REGISTRAR JUDICIARY - SUPREME COURT								
001	Sale of Annual Index	156,000.00		114,334.29		41,665.71		0.00	
	SUB-TOTAL	156,000.00		114,334.29		41,665.71		0.00	
LA3	PERMANENT SECRETARY MINISTRY OF LEGAL AFFAIRS								
001	Sale of Publications	1,000,000.00		557,746.00		442,254.00		0.00	
	SUB-TOTAL	1,000,000.00		557,746.00		442,254.00		0.00	
NS1	PERMANENT SECRETARY MINISTRY OF NATIONAL SECURITY								
001	Prison Industries	75,000.00		59,393.61		15,606.39		0.00	
	SUB-TOTAL	75,000.00		59,393.61		15,606.39		0.00	
PH1	PERMANENT SECRETARY MINISTRY OF PLANNING, HOUSING AND THE ENVIRONMENT								
001	Sale of House Plans	0.00		0.00		0.00		0.00	
002	Sale of Documents	0.00		0.00		0.00		0.00	
	SUB-TOTAL	0.00		0.00		0.00		0.00	

HEAD / SUB-HEAD / RECEIVER / ITEM / SUB-ITEM		APPROVED ESTIMATES FINANCIAL YEAR 2010		ACTUAL REVENUE FINANCIAL YEAR 2010		LESS THAN ESTIMATES		MORE THAN ESTIMATES	
		\$	¢	\$	¢	\$	¢	\$	¢
	HEAD 07								
	Sub Head 04 - (Cont'd)								
ST1	PERMANENT SECRETARY MINISTRY OF SCIENCE, TECHNOLOGY AND TERTIARY EDUCATION								
001	Eastern Caribbean Institute		0.00		0.00		0.00		0.00
	SUB-TOTAL		0.00		0.00		0.00		0.00
SY1	PERMANENT SECRETARY MINISTRY OF SPORT AND YOUTH AFFAIRS								
001	Persto Praesto Estate - Sale of Produce	18,000.00		8,116.00		9,884.00		0.00	
002	El Dorado Youth Camp	10,000.00		13,025.00		0.00		3,025.00	
003	Chatham Youth Camp	20,000.00		5,760.00		14,240.00		0.00	
004	Chaguaramas Youth Camp		0.00		0.00		0.00		0.00
	SUB-TOTAL	48,000.00		26,901.00		24,124.00		3,025.00	
TA1	REGISTRAR TAX APPEAL BOARD								
001	Sale of Publications	10,000.00		0.00		10,000.00		0.00	
	SUB-TOTAL	10,000.00		0.00		10,000.00		0.00	
WT2	TRANSPORT COMMISSIONER MINISTRY OF WORKS AND TRANSPORT								
001	Sale of Documents	80,000.00		0.00		80,000.00		0.00	
002	Sale of Inspection Stickers	2,000,000.00		1,412,300.00		587,700.00		0.00	
	SUB-TOTAL	2,080,000.00		1,412,300.00		667,700.00		0.00	
WT3	DIRECTOR MARITIME SERVICES MINISTRY OF WORKS AND TRANSPORT								
001	Sale of Records	75,000.00		51,890.00		23,110.00		0.00	
002	Navigational Aids		0.00		0.00		0.00		0.00
	SUB-TOTAL	75,000.00		51,890.00		23,110.00		0.00	
	SUB-HEAD TOTAL	20,014,200.00		19,354,370.79		2,761,424.51		2,101,595.30	

HEAD / SUB-HEAD / RECEIVER / ITEM / SUB-ITEM		APPROVED ESTIMATES FINANCIAL YEAR 2010		ACTUAL REVENUE FINANCIAL YEAR 2010		LESS THAN ESTIMATES		MORE THAN ESTIMATES	
		\$	¢	\$	¢	\$	¢	\$	¢
	HEAD 07 - (Cont'd)								
06	<u>OTHER (MISCELLANEOUS)</u>								
AG1	ASSISTANT AUDITOR GENERAL AUDITOR GENERAL DEPARTMENT								
	CONTRIBUTION FOR AUDIT ACCOUNTS								
001	Port-of-Spain Corporation	60,000.00		0.00		60,000.00		0.00	
002	San Fernando Corporation	30,000.00		0.00		30,000.00		0.00	
003	Arima Borough Corporation	60,000.00		41,684.50		18,315.50		0.00	
004	Point Fortin Borough Corporation	0.00		0.00		0.00		0.00	
005	Agricultural Development Bank	0.00		6,151.20		0.00		6,151.20	
006	Regional Corporations	150,000.00		228,751.82		0.00		78,751.82	
008	Public Transport Service Corporation	90,000.00		54,905.59		35,094.41		0.00	
009	Other Authorities	1,000,000.00		887,913.79		112,086.21		0.00	
010	Chaguanas Borough Corporation	60,000.00		0.00		60,000.00		0.00	
	SUB-TOTAL	1,450,000.00		1,219,406.90		315,496.12		84,903.02	
AT4	CHIEF STATE SOLICITOR MINISTRY OF THE ATTORNEY GENERAL								
001	Recovery of Cost	0.00		30,823.10		0.00		30,823.10	
	SUB-TOTAL	0.00		30,823.10		0.00		30,823.10	
AT5	PERMANENT SECRETARY MINISTRY OF THE ATTORNEY GENERAL								
001	Recovery of Training Expenses	0.00		0.00		0.00		0.00	
	SUB-TOTAL	0.00		0.00		0.00		0.00	
CD1	PERMANENT SECRETARY MINISTRY OF COMMUNITY DEVELOPMENT, CULTURE AND GENDER AFFAIRS								
002	Proceeds from Best Village	50,000.00		118,890.00		0.00		68,890.00	
	SUB-TOTAL	50,000.00		118,890.00		0.00		68,890.00	

HEAD / SUB-HEAD / RECEIVER / ITEM / SUB-ITEM		APPROVED ESTIMATES FINANCIAL YEAR 2010	ACTUAL REVENUE FINANCIAL YEAR 2010	LESS THAN ESTIMATES	MORE THAN ESTIMATES
		\$ ¢	\$ ¢	\$ ¢	\$ ¢
	HEAD 07				
	Sub Head 06 - (Cont'd)				
ED1	PERMANENT SECRETARY MINISTRY OF EDUCATION				
001	Recoveries of Expenses from Government Scholars - National Scholars	0.00	0.00	0.00	0.00
	SUB-TOTAL	0.00	0.00	0.00	0.00
EN1	PERMANENT SECRETARY MINISTRY OF ENERGY AND ENERGY INDUSTRIES				
001	Seismographic Surveys	20,000,000.00	5,223,434.19	14,776,565.81	0.00
002	Surplus Income from the Sale of Petroleum Products	0.00	0.00	0.00	0.00
003	Charge for relinquishing licensed area	0.00	0.00	0.00	0.00
	SUB-TOTAL	20,000,000.00	5,223,434.19	14,776,565.81	0.00
FA1	PERMANENT SECRETARY MINISTRY OF FOREIGN AFFAIRS				
001	Contribution of Overseas Staff towards the Cost of Living Accommodation	1,050,000.00	701,445.60	348,554.40	0.00
	SUB-TOTAL	1,050,000.00	701,445.60	348,554.40	0.00
FN1	COMPTROLLER OF ACCOUNTS MINISTRY OF FINANCE				
001	Gain on Sale of Investments	20,000.00	624.70	19,375.30	0.00
002	Recoveries of Overpayments relating to previous years	35,000,000.00	29,166,668.60	5,833,331.40	0.00
003	Post Office Savings Bank	0.00	0.00	0.00	0.00
005	Life Insurance Companies Salary Deduction Plan	510,000.00	542,341.78	0.00	32,341.78
008	Telephone, Telegram and Cablegram Charges	40,000.00	93,428.74	0.00	53,428.74
009	Government Vehicles Insurance Fund	500,000.00	80,000.00	420,000.00	0.00
010	Sundry	15,000,000.00	9,859,831.99	5,140,168.01	0.00
011	Unclaimed Deposits	23,000,000.00	496,911,292.48	0.00	473,911,292.48
012	In-operative Accounts at Commercial Banks	2,000,000.00	21,909,439.62	0.00	19,909,439.62
013	Recoveries of Expenses from Government Scholars	1,000.00	0.00	1,000.00	0.00
016	Fees - Payment for the use of Caption - "Brokers to the Government of Trinidad and Tobago"	10,000.00	30,000.00	0.00	20,000.00
	CARRIED FORWARD	76,081,000.00	558,593,627.91	11,413,874.71	493,926,502.62

HEAD / SUB-HEAD / RECEIVER / ITEM / SUB-ITEM		APPROVED ESTIMATES FINANCIAL YEAR 2010	ACTUAL REVENUE FINANCIAL YEAR 2010	LESS THAN ESTIMATES	MORE THAN ESTIMATES
		\$ €	\$ €	\$ €	\$ €
	HEAD 07				
	Sub Head 06 - (Cont'd)				
	BROUGHT FORWARD	76,081,000.00	558,593,627.91	11,413,874.71	493,926,502.62
020	Gain on Treasury Bills	500,000.00	4,763,270.99	0.00	4,263,270.99
021	Commission Fee - Petrotrin Energy Sector Loan	0.00	0.00	0.00	0.00
022	Seminar Fees - Venture Capital Incentive Programme	0.00	0.00	0.00	0.00
023	Net Settlement on Swap Transaction - Loan - Citibank N.A.	15,000,000.00	379,797,138.50	0.00	364,797,138.50
024	Commitment Fee - Postal Services Reform Loan No. 44580 TR	25,000.00	0.00	25,000.00	0.00
025	Recovery of Expenses - items issued to Public Officers for personal use	1,000.00	50,382.54	0.00	49,382.54
	SUB-TOTAL	91,607,000.00	943,204,419.94	11,438,874.71	863,036,294.65
FN3	COMPTROLLER OF CUSTOMS AND EXCISE MINISTRY OF FINANCE				
001	Excise Warehouse (Ch. 78:50)	568,000.00	446,204.00	121,796.00	0.00
	SUB-TOTAL	568,000.00	446,204.00	121,796.00	0.00
FN5	PERMANENT SECRETARY MINISTRY OF FINANCE (INVESTMENT DIVISION)				
002	Recovery of Expenses - National Enterprises Limited (NEL)	144,000.00	144,000.00	0.00	0.00
	SUB-TOTAL	144,000.00	144,000.00	0.00	0.00
JM1	CHIEF MAGISTRATE JUDICIARY - MAGISTRACY				
001	Costs Recovered	0.00	0.00	0.00	0.00
	SUB-TOTAL	0.00	0.00	0.00	0.00
NS2	CHIEF IMMIGRATION OFFICER MINISTRY OF NATIONAL SECURITY				
001	Refund of Repatriation Expenses	1,000.00	475.00	525.00	0.00
	SUB-TOTAL	1,000.00	475.00	525.00	0.00
PA1	PERMANENT SECRETARY MINISTRY OF PUBLIC ADMINISTRATION				
001	Recoveries of Expenses from Government Scholars	500,000.00	895,653.50	0.00	395,653.50
	SUB-TOTAL	500,000.00	895,653.50	0.00	395,653.50

HEAD / SUB-HEAD / RECEIVER / ITEM / SUB-ITEM		APPROVED ESTIMATES FINANCIAL YEAR 2010		ACTUAL REVENUE FINANCIAL YEAR 2010		LESS THAN ESTIMATES		MORE THAN ESTIMATES	
		\$	¢	\$	¢	\$	¢	\$	¢
	HEAD 07								
	Sub Head 06 - (Cont'd)								
PH1	PERMANENT SECRETARY MINISTRY OF PLANNING, HOUSING AND THE ENVIRONMENT								
001	Damages and Recovery of Cost - Environmental Management Authority		0.00		0.00		0.00		0.00
	SUB-TOTAL		0.00		0.00		0.00		0.00
PU1	PERMANENT SECRETARY MINISTRY OF PUBLIC UTILITIES								
001	Contribution by West Indian Governments towards Cost of Meteorological Services at Rawinsonde Station, Piarco		139,000.00		0.00		139,000.00		0.00
002	Radar Contribution from Caribbean Meteorological Organisation		11,900.00		0.00		11,900.00		0.00
	SUB-TOTAL		150,900.00		0.00		150,900.00		0.00
WT1	PERMANENT SECRETARY MINISTRY OF WORKS AND TRANSPORT								
001	Forfeiture of Performance Deposit Bond		0.00		0.00		0.00		0.00
	SUB-TOTAL		0.00		0.00		0.00		0.00
WT3	DIRECTOR MARITIME SERVICES MINISTRY OF WORKS AND TRANSPORT								
001	Overtime to Maritime Services Division		44,000.00		33,460.00		10,540.00		0.00
002	Navigational Aids Dues (formerly Operation and Maintenance of Navigational Aids)		7,500,000.00		7,450,521.50		49,478.50		0.00
003	Surveys and Examinations		70,000.00		67,497.35		2,502.65		0.00
004	Overtime to Shipping Master Organisation		0.00		0.00		0.00		0.00
	SUB-TOTAL		7,614,000.00		7,551,478.85		62,521.15		0.00
	SUB-HEAD TOTAL		123,134,900.00		959,536,231.08		27,215,233.19		863,616,564.27
	HEAD 08 - REPAYMENT OF PAST LENDING								
01	Repayment of Loans by Local Government Bodies		0.00		0.00		0.00		0.00
03	Repayment of Loans by Public Enterprises		13,481,200.00		24,275,015.97		0.00		10,793,815.97
04	Repayment of Loans by Other Enterprises		15,400.00		15,865.36		0.00		465.36
06	Repayment of Other Loans		5,780,530.00		5,401,148.51		379,381.49		0.00
07	Repayment of International Loans		0.00		0.00		0.00		0.00
	TOTAL		19,277,130.00		29,692,029.84		379,381.49		10,794,281.33

HEAD / SUB-HEAD / RECEIVER / ITEM / SUB-ITEM		APPROVED ESTIMATES FINANCIAL YEAR 2010		ACTUAL REVENUE FINANCIAL YEAR 2010		LESS THAN ESTIMATES		MORE THAN ESTIMATES	
		\$	¢	\$	¢	\$	¢	\$	¢
	HEAD 08 - (Cont'd)								
01	<u>REPAYMENT OF LOANS BY LOCAL GOVERNMENT BODIES</u>								
FN1	COMPTROLLER OF ACCOUNTS MINISTRY OF FINANCE								
001	Arima Borough Corporation								
01	Velodrome		0.00		0.00		0.00		0.00
	SUB-TOTAL		0.00		0.00		0.00		0.00
003	Port-of-Spain Corporation								
01	Workers' Home		0.00		0.00		0.00		0.00
02	Loans Consolidated		0.00		0.00		0.00		0.00
03	St. James Improvement Scheme		0.00		0.00		0.00		0.00
	SUB-TOTAL		0.00		0.00		0.00		0.00
	SUB-HEAD TOTAL		0.00		0.00		0.00		0.00
03	<u>REPAYMENT OF LOANS BY PUBLIC ENTERPRISES</u>								
FN1	COMPTROLLER OF ACCOUNTS MINISTRY OF FINANCE								
002	Trinidad and Tobago Mortgage Finance Company Limited	6,981,200.00		6,981,154.83		45.17		0.00	
003	Trinidad and Tobago Development Finance Company Limited		0.00		0.00		0.00		0.00
016	Industrial Development Corporation		0.00		0.00		0.00		0.00
023	Petrotrin - Energy Sector Loan		0.00		0.00		0.00		0.00
024	Mt. Hope Maternity Hospital		0.00		0.00		0.00		0.00
025	Trinidad and Tobago Postal Corporation		0.00		0.00		0.00		0.00
026	Sugar Manufacturing Company Limited (SMCL)		0.00		7,882,749.91		0.00		7,882,749.91
027	National Energy Skills Centre		0.00		0.00		0.00		0.00
	SUB-TOTAL	6,981,200.00		14,863,904.74		45.17		7,882,749.91	

HEAD / SUB-HEAD / RECEIVER / ITEM / SUB-ITEM		APPROVED ESTIMATES FINANCIAL YEAR 2010		ACTUAL REVENUE FINANCIAL YEAR 2010		LESS THAN ESTIMATES		MORE THAN ESTIMATES	
		\$	¢	\$	¢	\$	¢	\$	¢
	HEAD 08								
	Sub Head 03 - (Cont'd)								
PH1	PERMANENT SECRETARY MINISTRY OF PLANNING, HOUSING AND THE ENVIRONMENT								
001	National Housing Authority (now Housing Development Corporation)		0.00		0.00		0.00		0.00
003	Shelter Construction Financing Facility		6,500,000.00		9,411,111.23		0.00		2,911,111.23
	SUB-TOTAL		6,500,000.00		9,411,111.23		0.00		2,911,111.23
	SUB-HEAD TOTAL		13,481,200.00		24,275,015.97		45.17		10,793,861.14
04	<u>REPAYMENT OF LOANS BY OTHER ENTERPRISES</u>								
FN1	COMPTROLLER OF ACCOUNTS MINISTRY OF FINANCE								
002	Loans to Students		0.00		0.00		0.00		0.00
007	St. Paul's Parish Church		0.00		0.00		0.00		0.00
009	Mount St. Benedict Abbey		0.00		0.00		0.00		0.00
010	Canaan Unity Benefit Friendly Society		0.00		0.00		0.00		0.00
013	Naparima Star Lodge and Pride of Naparima Lodge		0.00		0.00		0.00		0.00
015	Holy Trinity Cathedral		15,400.00		15,865.36		0.00		465.36
	SUB-TOTAL		15,400.00		15,865.36		0.00		465.36
	SUB-HEAD TOTAL		15,400.00		15,865.36		0.00		465.36
06	<u>REPAYMENT OF OTHER LOANS</u>								
FN1	COMPTROLLER OF ACCOUNTS MINISTRY OF FINANCE								
006	Government of Belize		12,920.00		13,238.06		0.00		318.06
008	Caribbean Development Bank		0.00		0.00		0.00		0.00
009	Guarantee of Loans to Students - (Students Cess Act, 1989)		15,000.00		0.00		15,000.00		0.00
012	Government of Grenada		0.00		0.00		0.00		0.00
013	Government of St. Vincent		0.00		0.00		0.00		0.00
014	Government of Guyana		5,752,610.00		1,487,783.74		4,264,826.26		0.00
	SUB-TOTAL		5,780,530.00		1,501,021.80		4,279,826.26		318.06

HEAD / SUB-HEAD / RECEIVER / ITEM / SUB-ITEM		APPROVED ESTIMATES FINANCIAL YEAR 2010		ACTUAL REVENUE FINANCIAL YEAR 2010		LESS THAN ESTIMATES		MORE THAN ESTIMATES	
		\$	¢	\$	¢	\$	¢	\$	¢
	HEAD 08								
	Sub Head 06 - (Cont'd)								
015	Shareholder Governments of LIAT (1974) Ltd. In the Eastern Caribbean								
01	Government of Antigua and Barbuda		0.00		0.00		0.00		0.00
02	Government of Barbados		0.00		3,900,126.71		0.00		3,900,126.71
03	Government of St. Vincent and the Grenadines		0.00		0.00		0.00		0.00
	SUB-TOTAL		0.00		3,900,126.71		0.00		3,900,126.71
	SUB-HEAD TOTAL		5,780,530.00		5,401,148.51		4,279,826.26		3,900,444.77
07	<u>REPAYMENT OF INTERNATIONAL LOANS</u>								
FN1	COMPTRROLLER OF ACCOUNTS MINISTRY OF FINANCE								
001	Business Expansion and Industrial Restructuring Loan-BEIRL		0.00		0.00		0.00		0.00
	SUB-TOTAL		0.00		0.00		0.00		0.00
	SUB-HEAD TOTAL		0.00		0.00		0.00		0.00
	HEAD 09 - CAPITAL REVENUE								
02	Sale of Assets	3,865,350.00		2,441,419.80		1,423,930.20			0.00
07	Unspent Balances Statutory Boards & Similar Bodies	15,000,000.00		40,784,852.00		0.00			25,784,852.00
09	Grants	3,500,000.00		0.00		3,500,000.00			0.00
10	Extraordinary	0.00		20,880,104.03		0.00			20,880,104.03
11	Transfers from Student Revolving Loan Fund	0.00		0.00		0.00			0.00
12	Transfers from Funds	0.00		166,797,283.27		0.00			166,797,283.27
	TOTAL	22,365,350.00		230,903,659.10		4,923,930.20			213,462,239.30
02	<u>SALE OF ASSETS</u>								
AL3	COMMISSIONER OF STATE LANDS MINISTRY OF AGRICULTURE, LAND AND MARINE RESOURCES								
001	Sale of Lands, formerly owned by Caroni (1975) Limited	900,000.00		1,946,547.78		0.00			1,046,547.78
	SUB-TOTAL	900,000.00		1,946,547.78		0.00			1,046,547.78
FN1	COMPTRROLLER OF ACCOUNTS MINISTRY OF FINANCE								
001	Sale of Other Assets	0.00		0.00		0.00			0.00
	SUB-TOTAL	0.00		0.00		0.00			0.00

HEAD / SUB-HEAD / RECEIVER / ITEM / SUB-ITEM		APPROVED ESTIMATES FINANCIAL YEAR 2010		ACTUAL REVENUE FINANCIAL YEAR 2010		LESS THAN ESTIMATES		MORE THAN ESTIMATES	
		\$	¢	\$	¢	\$	¢	\$	¢
	HEAD 09								
	Sub Head 02 - (Cont'd)								
PA3	PERMANENT SECRETARY MINISTRY OF PUBLIC ADMINISTRATION								
001	Sale of Government Buildings	2,815,350.00		488,872.02		2,326,477.98		0.00	
002	Sale of Quarters of former Defence Officers - Diamond Vale	150,000.00		6,000.00		144,000.00		0.00	
	SUB-TOTAL	2,965,350.00		494,872.02		2,470,477.98		0.00	
PH1	PERMANENT SECRETARY MINISTRY OF PLANNING, HOUSING AND THE ENVIRONMENT								
001	Sale of Housing Lots Developed by NHA	0.00		0.00		0.00		0.00	
	SUB-TOTAL	0.00		0.00		0.00		0.00	
	SUB-HEAD TOTAL	3,865,350.00		2,441,419.80		2,470,477.98		1,046,547.78	
07	<u>UNSPENT BALANCES STATUTORY BOARDS AN SIMILAR BODIES</u>								
FN1	COMPTROLLER OF ACCOUNTS MINISTRY OF FINANCE								
001	Unspent Balances Statutory Boards and Similar Bodies	15,000,000.00		40,784,852.00		0.00		25,784,852.00	
	SUB-TOTAL	15,000,000.00		40,784,852.00		0.00		25,784,852.00	
	SUB-HEAD TOTAL	15,000,000.00		40,784,852.00		0.00		25,784,852.00	
09	<u>GRANTS</u>								
FN1	COMPTROLLER OF ACCOUNTS MINISTRY OF FINANCE								
001	Grants	3,500,000.00		0.00		3,500,000.00		0.00	
	SUB-TOTAL	3,500,000.00		0.00		3,500,000.00		0.00	
	SUB-HEAD TOTAL	3,500,000.00		0.00		3,500,000.00		0.00	
10	<u>EXTRAORDINARY</u>								
FN1	COMPTROLLER OF ACCOUNTS MINISTRY OF FINANCE								
001	Proceeds from Litigation	0.00		17,440,104.03		0.00		17,440,104.03	
002	Transfer of Balance in Central Bank Account Re: Co-operative Republic of Guyana	0.00		0.00		0.00		0.00	
003	Proceeds from Judgement Debt	0.00		3,440,000.00		0.00		3,440,000.00	
	SUB-TOTAL	0.00		20,880,104.03		0.00		20,880,104.03	

HEAD / SUB-HEAD / RECEIVER / ITEM / SUB-ITEM		APPROVED ESTIMATES FINANCIAL YEAR 2010	ACTUAL REVENUE FINANCIAL YEAR 2010	LESS THAN ESTIMATES	MORE THAN ESTIMATES
		\$ ¢	\$ ¢	\$ ¢	\$ ¢
	HEAD 09				
	Sub Head 10 - (Cont'd)				
FN2	CHAIRMAN, BOARD OF INLAND REVENUE MINISTRY OF FINANCE				
002	Regulated Industries Commission - Deposits of amounts appropriated in the financial years 2006 and 2007	0.00	0.00	0.00	0.00
	SUB-TOTAL	0.00	0.00	0.00	0.00
	SUB-HEAD TOTAL	0.00	20,880,104.03	0.00	20,880,104.03
11	<u>TRANSFERS FROM STUDENT REVOLVING LOAN FUND</u>				
FN1	COMPTRROLLER OF ACCOUNTS MINISTRY OF FINANCE				
001	Transfers from Student Revolving Loan Fund	0.00	0.00	0.00	0.00
	SUB-TOTAL	0.00	0.00	0.00	0.00
	SUB-HEAD TOTAL	0.00	0.00	0.00	0.00
12	<u>TRANSFERS FROM FUNDS</u>				
FN1	COMPTRROLLER OF ACCOUNTS MINISTRY OF FINANCE				
001	Transfers of Balance from the Road Improvement Fund	0.00	166,797,283.27	0.00	166,797,283.27
	SUB-TOTAL	0.00	166,797,283.27	0.00	166,797,283.27
	SUB-HEAD TOTAL	0.00	166,797,283.27	0.00	166,797,283.27
	HEAD 10 - BORROWING				
FN1	COMPTRROLLER OF ACCOUNTS MINISTRY OF FINANCE				
01	Domestic	2,000,000,000.00	301,339,060.00	1,698,660,940.00	0.00
02	Foreign	2,793,810,000.00	840,632,061.67	1,953,177,938.33	0.00
	TOTAL	4,793,810,000.00	1,141,971,121.67	3,651,838,878.33	0.00
	GRAND TOTAL	40,750,040,673.00	43,671,089,617.10	5,415,973,489.87	8,337,022,433.97

STATEMENT OF EXPENDITURE
FOR THE
FINANCIAL YEAR 2010

STATEMENT OF EXPENDITURE FOR THE FINANCIAL YEAR 2010

HEAD OF EXPENDITURE	ORIGINAL ESTIMATES FINANCIAL YEAR 2010		SUPPLEMENTARY ESTIMATES AND TRANSFERS		TOTAL APPROVED ESTIMATES FINANCIAL YEAR 2010		ACTUAL EXPENDITURE FINANCIAL YEAR 2010		VARIANCE			
	\$	¢	\$	¢	\$	¢	\$	¢	LESS THAN ESTIMATES		MORE THAN ESTIMATES	
	\$	¢	\$	¢	\$	¢	\$	¢	\$	¢	\$	¢
01 - President	28,099,350.00			0.00	28,099,350.00		18,235,425.22		9,863,924.78			0.00
02 - Auditor General	35,880,400.00		7,000.00		35,887,400.00		27,162,876.06		8,724,523.94			0.00
03 - Judiciary	336,571,330.00		10,487,400.00		347,058,730.00		323,301,443.12		23,757,286.88			0.00
04 - Industrial Court	40,099,000.00		2,158,000.00		42,257,000.00		37,496,415.16		4,760,584.84			0.00
05 - Parliament	107,442,600.00		157,240.00		107,599,840.00		98,834,731.10		8,765,108.90			0.00
06 - Service Commissions	78,565,900.00			0.00	78,565,900.00		70,469,733.29		8,096,166.71			0.00
07 - Statutory Authorities' Service Commission	6,048,000.00		21,950.00		6,069,950.00		4,925,915.55		1,144,034.45			0.00
08 - Elections and Boundaries Commission	70,625,000.00		30,689,247.00		101,314,247.00		94,135,519.05		7,178,727.95			0.00
09 - Tax Appeal Board	9,209,100.00		166,650.00		9,375,750.00		7,858,644.03		1,517,105.97			0.00
11 - Registration, Recognition and Certification Board	3,749,800.00			0.00	3,749,800.00		2,919,796.20		830,003.80			0.00
12 - Public Service Appeal Board	2,823,000.00			0.00	2,823,000.00		2,659,840.68		163,159.32			0.00
13 - Office of The Prime Minister	425,376,000.00		21,717,800.00		447,093,800.00		389,619,988.22		57,473,811.78			0.00
15 - Tobago House of Assembly	1,771,500,000.00			0.00	1,771,500,000.00		1,757,931,378.90		13,568,621.10			0.00
16 - Central Administrative Services, Tobago	15,760,500.00		(6,005,400.00)		9,755,100.00		7,824,453.97		1,930,646.03			0.00
17 - Personnel Department	41,666,180.00			1,000.00	41,667,180.00		33,005,272.22		8,661,907.78			0.00
18 - Ministry of Finance	5,682,622,000.00		3,847,065,233.00		9,529,687,233.00		8,822,243,461.13		707,443,771.87			0.00
19 - Charges on Account of the Public Debt	6,158,696,120.00			0.00	6,158,696,120.00		4,755,456,318.12		1,403,239,801.88			0.00
20 - Pensions and Gratuities	2,226,475,000.00			0.00	2,226,475,000.00		1,858,567,231.17		367,907,768.83			0.00
21 - Ministry of Planning, Housing and the Environment	560,777,400.00		(150,078,585.00)		410,698,815.00		362,452,545.67		48,246,269.33			0.00
22 - Ministry of National Security	4,742,834,850.00		58,726,210.00		4,801,561,060.00		4,637,331,030.61		164,230,029.39			0.00
23 - Ministry of the Attorney General	181,259,300.00		1,700,000.00		182,959,300.00		154,433,793.32		28,525,506.68			0.00
24 - Ministry of Legal Affairs	113,829,600.00		(4,502,900.00)		109,326,700.00		100,571,052.73		8,755,647.27			0.00
25 - Ministry of Food Production, Land and Marine Affairs (formerly Ministry of Agriculture, Land and Marine Resources)	719,439,598.00		(31,618,700.00)		687,820,898.00		609,131,918.19		78,688,979.81			0.00
26 - Ministry of Education	3,437,851,967.00			0.00	3,437,851,967.00		3,354,175,947.35		83,676,019.65			0.00
CARRIED FORWARD	26,797,201,995.00		3,780,692,145.00		30,577,894,140.00		27,530,744,731.06		3,047,149,408.94			0.00

BROUGHT FORWARD	26,797,201,995.00	3,780,692,145.00	30,577,894,140.00	27,530,744,731.06	3,047,149,408.94	0.00
28 - Ministry of Health	3,585,321,200.00	101,000.00	3,585,422,200.00	3,489,486,232.43	95,935,967.57	0.00
30 - Ministry of Labour and Small and Micro Enterprise Development	179,170,300.00	5,450,700.00	184,621,000.00	157,527,955.76	27,093,044.24	0.00
31 - Ministry of Public Administration	1,321,767,000.00	(129,292,172.00)	1,192,474,828.00	891,293,383.55	301,181,444.45	0.00
35 - Ministry of Culture and Tourism	185,868,150.00	0.00	185,868,150.00	155,441,238.06	30,426,911.94	0.00
37 - Integrity Commission	21,049,900.00	0.00	21,049,900.00	12,702,659.22	8,347,240.78	0.00
38 - Environmental Commission	8,877,600.00	563,000.00	9,440,600.00	7,553,610.79	1,886,989.21	0.00
39 - Ministry of Public Utilities and the Environment	2,534,483,500.00	(10,585,600.00)	2,523,897,900.00	2,462,194,556.92	61,703,343.08	0.00
40 - Ministry of Energy and Energy Affairs (formerly Ministry of Energy and Energy Industries)	1,091,958,420.00	0.00	1,091,958,420.00	1,058,074,239.27	33,884,180.73	0.00
42 - Ministry of Local Government	1,790,719,147.00	(72,250,000.00)	1,718,469,147.00	1,580,828,903.04	137,640,243.96	0.00
43 - Ministry of Works and Transport	2,100,254,900.00	62,129,425.00	2,162,384,325.00	2,132,611,698.80	29,772,626.20	0.00
46 - Ministry of Sport and Youth Affairs	328,035,600.00	0.00	328,035,600.00	283,924,557.47	44,111,042.53	0.00
47 - Ministry of Foreign Affairs	481,906,389.00	0.00	481,906,389.00	375,391,947.69	106,514,441.31	0.00
48 - Ministry of Trade and Industry	138,952,410.00	0.00	138,952,410.00	131,363,853.61	7,588,556.39	0.00
54 - Ministry of Science, Technology and Tertiary Education	2,310,536,177.00	0.00	2,310,536,177.00	2,280,975,290.30	29,560,886.70	0.00
55 - Ministry of Community Development, Culture and Gender Affairs	370,011,600.00	(80,508,980.00)	289,502,620.00	265,574,690.90	23,927,929.10	0.00
56 - Ministry of the People and Social Development (formerly Ministry of Social Development)	2,436,542,510.00	356,042,195.00	2,792,584,705.00	2,696,032,540.54	96,552,164.46	0.00
57 - Ministry of Information	281,946,350.00	(75,621,900.00)	206,324,450.00	164,347,772.20	41,976,677.80	0.00
58 - Ministry of Justice	0.00	32,433,700.00	32,433,700.00	32,431,000.82	2,699.18	0.00
59 - Ministry of Tobago Development	0.00	6,005,400.00	6,005,400.00	5,977,005.49	28,394.51	0.00
60 - Ministry of Planning, Economic and Social Restructuring and Gender Affairs	0.00	38,257,093.00	38,257,093.00	38,330,595.27	0.00	73,502.27
61 - Ministry of Housing and the Environment	0.00	241,297,792.00	241,297,792.00	241,381,838.06	0.00	84,046.06
62 - Ministry of Community Development	0.00	43,013,380.00	43,013,380.00	42,828,367.68	185,012.32	0.00
63 - Ministry of the Arts and Multiculturalism	0.00	76,377,700.00	76,377,700.00	75,547,629.69	830,070.31	0.00
TOTAL	45,964,603,148.00	4,274,104,878.00	50,238,708,026.00	46,112,566,298.62	4,126,299,275.71	157,548.33

**STATEMENT OF
ASSETS AND LIABILITIES
AS AT
2010 SEPTEMBER 30**

REPUBLIC OF TRINIDAD AND TOBAGO
CONSOLIDATED STATEMENT OF ASSETS AND LIABILITIES

AS AT 2010 SEPTEMBER 30

2009						
\$	¢	ASSETS	Note	Schedule	\$	¢
105,848,883.29		INVESTMENTS			89,377,640.95	
12,455,599.56		General (Treasury Deposits)			12,562,321.18	
72,638,340.80		Special Funds		A	56,319,216.84	
18,147,833.75		Trust Funds		B	17,888,993.75	
2,607,109.18		Investment Consolidated Fund			2,607,109.18	
199,010,796.46		ADVANCES			181,194,482.38	
1,619,882.47		Treasury Deposits			2,072,118.14	
197,390,913.99		Advances Fund			179,122,364.24	
0.00		Contingencies Fund			0.00	
6,888,658,953.57		CASH AND BANK			1,161,347,361.31	
(10,789,303,391.50)		Exchequer Account			(13,194,288,777.77)	
7,125,279,210.01		Treasury Deposits Account			5,142,494,027.17	
259,596,055.64		Treasury Funds Account			277,864,605.39	
6,453,756.52		Treasury Suspense Account			6,391,943.37	
4,760,937,248.86		Unemployment Fund			5,331,688,154.47	
161,372,103.48		Road Improvement Fund			0.00	
3,268,740,194.42		Infrastructure Development Fund			1,105,435,071.76	
5,240,739.47		NUGFW Training Fund			5,319,350.56	
105,589,270.36		Government Assistance for Tuition Expenses Fund			160,025,765.94	
1,906,841,158.79		Green Fund			2,221,298,122.26	
38,143,898.18		CARICOM Trade Support Fund			38,716,056.65	
39,643,299.82		CARICOM Petroleum Fund			66,215,818.84	
125,409.52		Exchequer Suspense Account			187,222.67	
7,193,518,633.32					1,431,919,484.64	
		LIABILITIES				
7,210,663,926.26		DEPOSITS			5,211,859,736.75	
3,143,066,450.00		Treasury Deposits (General)			2,377,833,518.30	
3,829,927,996.93		Special Funds		A	2,520,983,944.17	
237,669,479.33		Trust Funds		B	313,042,274.28	
(17,145,292.94)		FUNDS			(3,779,940,252.11)	
4,760,937,248.86		Unemployment Fund	3	C	5,331,688,154.47	
161,372,103.48		Road Improvement Fund	4,5	D	0.00	
3,268,740,194.42		Infrastructure Development Fund	6	E	1,105,435,071.76	
5,240,739.47		NUGFW Training Fund	7	F	5,319,350.56	
105,589,270.36		Government Assistance for Tuition Expenses Fund	8	G	160,025,765.94	
1,906,841,158.79		Green Fund	9	H	2,221,298,122.26	
38,143,898.18		CARICOM Trade Support Fund	10	I	38,716,056.65	
39,643,299.82		CARICOM Petroleum Fund	11	J	66,215,818.84	
351,500,000.00		Advances Fund			351,500,000.00	
100,000,000.00		Contingencies Fund	21		100,000,000.00	
(10,755,153,206.32)		Consolidated Fund			(13,160,138,592.59)	
7,193,518,633.32					1,431,919,484.64	

THE CONSOLIDATED FUND
FOR THE FINANCIAL YEAR 2010

2009				
\$	¢		\$	¢
(5,649,210,006.01)		Balance as at 2009 October 01		<u>(10,755,153,206.32)</u>
		Revenue	43,671,089,617.10	
		Expenditure	<u>(46,112,566,298.62)</u>	
<u>(5,164,467,210.70)</u>		Excess of Expenditure over Revenue	<u>(2,441,476,681.52)</u>	<u>(2,441,476,681.52)</u>
<u>(10,813,677,216.71)</u>				<u>(13,196,629,887.84)</u>
(2,877,794.63)		(a) Accounting Adjustments re Previous Years		(1,538,675.94)
<u>61,401,805.02</u>		(b) Transfer of Previous Years Unpaid Balances to Consolidated Fund		<u>38,029,971.19</u>
<u>58,524,010.39</u>				<u>36,491,295.25</u>
<u>(10,755,153,206.32)</u>		Balance as at 2010 September 30		<u>(13,160,138,592.59)</u>

NOTES TO THE ACCOUNTS

1. GENERAL

The Statement of Revenue, Statement of Expenditure as well as the Statement of Assets and Liabilities constitute the annual statements as identified in Section 24(1) (a) iv, v, and vii respectively of the Exchequer and Audit Act Chapter 69:01 as amended by Act No. 23 of 1998.

2. ACCOUNTING POLICIES

- (i) The accounts are kept on a cash basis. Accordingly, transactions are recorded when moneys are actually received and paid.
- (ii) The Statement of Assets and Liabilities does not include the Public Debt (Local and External Loans and Loans serviced under Head (18) of \$29,541,647,795.61. However, the Statutory Sinking Funds for the Public Debt in the sum of \$2,511,086,717.19 are incorporated in the Special Funds totaling \$2,520,983,944.19. The Public Debt does not include the arrears of emoluments owed to Public Sector Employees which have not yet been satisfied by the use of any mechanism, neither does it include amounts due for goods and services.

3. UNEMPLOYMENT FUND

In accordance with the Unemployment Levy Act, Chapter 75:03 Section 15, the balances of the Fund are shown in the general accounts. The accounts of the Fund are presented as Schedules C (i) and (ii) to the Statement of Assets and Liabilities.

4. ROAD IMPROVEMENT FUND

Part X of the Miscellaneous Taxes Act, Chapter 77:01 was repealed by Part V Section 5 of Act No. 2 of 2006 which was assented to on 2006 February, 08 (Finance Act, 2006). The Road Improvement Fund (RIF) therefore ceased to be operational. However, at the time of closure of this Account, legislation in respect of Compressed Natural Gas (CNG) was inadvertently omitted. The National Petroleum Company Limited (NP) continued to collect and remit receipts to the Treasury. By Legal Notice No. 169 dated 2008 October 10, the Road Improvement Tax (RIT) component in the price of CNG was removed.

5. The legislations which repealed the RIT, however, did not address the treatment of the balance of monies in the RIF. Cabinet by Minute No. 860 dated 2010 April 22 agreed that the balance in the Road Improvement Fund be transferred to the Consolidated Fund. Details on the closure of the Fund are presented as Schedules D (i) and (ii) to the Statement of Assets and Liabilities.

6. INFRASTRUCTURE DEVELOPMENT FUND

In accordance with the Exchequer and Audit Act, Chapter 69:01 Section 43 (2), the balances of the Infrastructure Development Fund are shown in the general accounts. The accounts of the Fund are presented as Schedules E (i) and (ii) to the Statement of Assets and Liabilities.

Continued/ 7...

7. NATIONAL UNION OF GOVERNMENT AND FEDERATED WORKERS (NUGFW) TRAINING FUND

The National Union of Government and Federated Workers (NUGFW) Training Fund was established under Section 43(2) of the Exchequer and Audit, Act Chapter, 69:01 (Legal Notice No. 280 dated 2004 September, 27). In accordance with the Exchequer and Audit Act, Chapter 69:01, Section 43(2), the balances of the NUGFW Training Fund are shown in the general accounts. The accounts of the Fund are presented as Schedules F (i) and (ii) to the Statement of Assets and Liabilities.

8. GOVERNMENT ASSISTANCE FOR TUITION EXPENSES (GATE) FUND

The Government Assistance for Tuition Expenses Fund was established under Section 43(2) of the Exchequer and Audit Act, Chapter 69:01 (Legal Notice No. 329 dated 2004 December, 09). In accordance with the Exchequer and Audit Act, Chapter 69:01, Section 43(2), the balances of the GATE Fund are shown in the general accounts. The accounts of the Fund are presented as Schedules G (i) and (ii) to the Statement of Assets and Liabilities.

9. GREEN FUND

The Green fund was established by Section 65 (1) of the Miscellaneous Taxes Act as amended by Part VI Section 8(b) of the Finance Act No. 5 of 2004 dated 2004 January 30. In accordance with Section 67(1) of the Part XIV of the Miscellaneous Taxes Act, the balances of the Green Fund are shown in the general accounts. The accounts of the Fund are presented as Schedules H (i) and (ii) to the Statement of Assets and Liabilities.

10. CARICOM TRADE SUPPORT FUND

The CARICOM Trade Support fund was established under Section 43(2) of the Exchequer and Audit Act, Chapter 69:01 (Legal Notice No. 13 dated 2005 January, 12). In accordance with the Exchequer and Audit Act, Chapter 69:01, Section 43(2), the balances of the CARICOM Trade Support Fund are shown in the general accounts. The accounts of the Fund are presented as Schedules I (i) and (ii) to the Statement of Assets and Liabilities.

11. CARICOM PETROLEUM FUND

The CARICOM Petroleum Fund was established under Section 43(2) of the Exchequer and Audit Act, Chapter 69:01 (Legal Notice 302 dated 2006 November, 23). In accordance with the Exchequer and Audit Act, Chapter 69:01, Section 43(2), the balances of the CARICOM Petroleum Fund are shown in the general accounts. The accounts of the Fund are presented as Schedules J (i) and (ii) to the Statement of Assets and Liabilities.

12. CONTINGENT LIABILITIES

(i) Loans or Credits Guaranteed by the Government of Trinidad and Tobago

The Contingent Liabilities in respect of Loans or Credits Guaranteed by the Government of Trinidad and Tobago as at 2010 September 30 amount to \$11,027,905,884.23. The details are reflected on the Statement submitted in accordance with Section 24 (1) (a) vi of the Exchequer and Audit Act, Chapter 69:01 as amended by Act No. 23 of 1998.

Continued/ (ii)...

(ii) **Letter of Comfort issued by the Government of Trinidad and Tobago**

The Contingent Liabilities in respect of Letters of Comfort issued by the Government of Trinidad and Tobago as at 2010 September 30 amount to \$7,023,597,667.25. Details are reflected in the Statements of the Public Debt.

(iii) **Promissory Notes**

The contingent liabilities in respect of outstanding Promissory Notes issued by the Government of Trinidad and Tobago as at 2010 September 30 amount to \$2,456,529,954.34. Details are reflected in the Statements of the Public Debt.

(iv) **Arrears of Emoluments owed to Public Sector Employees**

Ministry/Departments/Agencies notified the Comptroller of Accounts that mechanisms to offset the Public Sector Liability in the sum of \$301,001.81 were utilized during the financial year ended 2010 September 30. To date, the sum of \$2,202.2 million of the Public Sector employees' liability has been satisfied. This amount comprises \$2,159.9 million in respect of non-cash mechanisms (including Special Compensatory Time) and \$ 42.3 million representing cash payments.

(v) **Open Market Operations**

As notified by the Central Bank, the amount of Treasury Securities outstanding for the purpose of Open Market Operations (OMO) as at 2010 September 30 was \$13,986.0 million, the value of Treasury Notes issued during the financial year 2009/2010 was \$558.0 million and the outstanding balance as at 2010 September 30 was \$5,000.0 million face value.

13. **BALANCES OUTSTANDING ON BUILD, OPERATE, LEASE AND TRANSFER (BOLT) PROJECTS**

The balances outstanding on Build, Operate, Lease and Transfer (BOLT) Projects as at 2010 September 30 amount to \$ 611,531,075.33. Details are reflected in the Statements of the Public Debt.

14. **BALANCES ON LOANS ASSUMED BY THE GOVERNMENT OF TRINIDAD AND TOBAGO**

The balances outstanding in respect of Loans Assumed by the Government of Trinidad and Tobago as at 2010 September 30 in respect of Companies in which Government has/had a shareholding amount to \$9,136,537.39. The details are reflected on a Statement in the Accounts.

15. **PRODUCTION SHARING CONTRACTS**

Under the provisions of the Production Sharing Contracts, the Government of the Republic of Trinidad and Tobago is entitled to a share of the production of natural gas and crude oil from the operations of the contractors. The moneys received are placed in the Deposit Account Head 111/570 (Production Sharing Contract). From this share of production the Minister of Energy and Energy Industries is responsible for meeting the respective Contractor's tax and similar financial obligations to the Government. Total Payments made to the Board of Inland

Continued/ Revenue...

Revenue in respect of the financial Year 2010 is \$2,643,769,076.00. Revenue collection increased by 4% when compared to the receipts collected in the Financial Year 2009. Details of payments made in the Financial Year 2010 are shown below:-

31/12/2009	\$ 707,099,392.00
31/03/2010	642,377,386.00
30/06/2010	566,626,604.00
30/09/2010	<u>727,665,694.00</u>
	<u>\$2,643,769,076.00</u>

16. PETROLEUM SUBSIDY PAID TO CONTRACTORS

In accordance with Sub-section (2) of Section 5 of the Petroleum Production Levy and Subsidy Act 1974, Chapter 62:02, the total advances made in the financial year 2010 from the Petroleum Products and Subsidy Fund, for the purpose of subsidizing the prices at which Petroleum Products are sold by persons carrying on marketing business, is \$562,852,716.20. The details are available for Audit scrutiny.

17. ACCIDENTS VICTIMS COMPENSATION FUND

In the 2008 Budget Statement the Prime Minister and the Minister of Finance proposed to use the proceeds of the Insurance Premium Tax to establish an Accident Victims Compensation Fund to compensate victims of accidents caused by uninsured drivers.

18. An allocation of \$138,300,000.00 was made from the Consolidated Fund in the financial year 2010.

19. HERITAGE AND STABILISATION FUND

The Heritage and Stabilisation Fund was established by Act No. 6 of 2007 which was assented to on 2007 March 15. This Fund is denominated in the currency of the United States of America. The purpose of the Fund is to save and invest surplus petroleum revenues derived from production business in order to cushion the impact on or sustain public expenditure capacity and generate an alternate stream of income so as to support public expenditure capacity during periods of revenue downturn and provide a heritage for future generations.

20. In accordance with the formula outlined in Sections 13 of the Act, funds totaling \$3,026,451,327.00 in Trinidad and Tobago currency were deposited, during the financial year 2010, to the Account of the Fund at the Central Bank.

21. CONTINGENCIES FUND

The Exchequer and Audit Act, Chapter 69:01 Part IV No.16 provides for the establishment of a Contingencies Fund not exceeding in aggregate \$1.5million or such greater sum as Parliament may by resolution approve. The Contingencies Fund now stands at \$100million. Over the years there have been increases to the Fund with the most recent being \$75million. Legal Notice No. 203 of 2006 is relevant.

Continued/ 22...

22. The purpose of the Fund is to defray unforeseen expenditure which has not been provided for by the Appropriation Act relating to that year and where the circumstances are such that the expenditure cannot without injury to the public interest be postponed until adequate provision is made by Parliament. Supplementary funding must be provided in the same financial year to clear all expenditure incurred in respect of advances from the Contingencies Fund.

23. The total amount advanced from the Fund in the financial year 2010 was \$49,065,120.00. All advances made in the financial year have been retired.

.....

**STATEMENT OF
LOANS FROM THE FUNDS FOR
LONG-TERM DEVELOPMENT
AS AT
2010 SEPTEMBER 30**

Summary of Loans from the Funds for Long-Term Development as at 2010 September 30

		\$	¢
GRAND TOTAL OF LOANS - ALL FUNDS	501,779,829.70	
AMOUNT REPAYED/WRITTEN-OFF AS AT 2010 SEPTEMBER 30	70,286,615.91	
BALANCE OUTSTANDING AS AT 2010 SEPTEMBER 30	431,493,213.79	

**FUNDS FOR LONG-TERM DEVELOPMENT
LOANS FROM THE FUNDS FOR LONG-TERM DEVELOPMENT AS AT 2010 SEPTEMBER 30**

FUND	ISSUED TO	PURPOSE	YEAR	AUTHORITY	AMOUNT LOANED	AMOUNT REPAID/WRITTEN OFF AS AT 2010 SEPTEMBER 30	BALANCE OUTSTANDING AS AT 2010 SEPTEMBER 30	REMARKS
CARIBBEAN INTEGRATION FUND	GOVERNMENT OF ST. VINCENT	To meet cost of re-establishment of the Sugar Industry	1979	Cabinet Minute No. 2637 dated 1979 June 15; Warrant No. 3/79 \$3,059,221.20	3,603,937.20	1,081,181.16	2,522,756.04	Cabinet Minute No. 2842 dated 1998 October 29. - Loan to be Interest free. To be repaid in ten (10) equal annual instalments beginning 1998.
			1980	Cabinet Minute No. 2637 dated 1979 June 15; Warrant No. 4/80 \$544,716.00				
			1981	Cabinet Minute No. 1556 dated 1978 May 4; Warrant No. 12 dated 1981 May 28 \$990,000.00	990,000.00	297,000.00	693,000.00	
			TOTAL: GOVERNMENT OF ST. VINCENT	4,593,937.20	1,378,181.16	3,215,756.04	Cabinet Minute No. 1512 dated 2003 June 12 - Grant of Ten (10) year moratorium on balance of \$3,215,756.04 outstanding as at 2002 December 31.	
Carried Forward					4,593,937.20	1,378,181.16	3,215,756.04	

FUNDS FOR LONG-TERM DEVELOPMENT
LOANS FROM THE FUNDS FOR LONG-TERM DEVELOPMENT AS AT 2010 SEPTEMBER 30

FUND	ISSUED TO	PURPOSE	YEAR	AUTHORITY	AMOUNT LOANED	AMOUNT REPAID/WRITTEN OFF AS AT 2010 SEPTEMBER 30	BALANCE OUTSTANDING AS AT 2010 SEPTEMBER 30	REMARKS	
Brought Forward					\$ c	\$ c	\$ c		
					4,593,937.20	1,378,181.16	3,215,756.04		
CARIBBEAN INTEGRATION FUND	GOVERNMENT OF GUYANA	Restructuring due to Debt Forgiveness	1996	Cabinet Minute No. 2700 dated 1996 October 17. Bilateral Agreement dated 1997 March 26.	US	US	US	Loan rescheduled. Loan for the period 1997 April 7 to 2019 May 23. Moratorium for six years. Interest rate 3.24 percent per annum in accordance with Supplemental Agreement re Cabinet Minute No. 94 of 2000 January 19. The loans were granted in US\$ and repayment is in US\$. Rate of US\$1.00=TT\$6.3643 as at 2010 September 30 Balance outstanding of US\$34,120,376.87 revalued at the rate of Exchange of US\$1.00=TT\$6.3643 as at 2010 September 30 reflecting an decrease of 255,575.01	
					35,740,000.00	1,619,623.13	34,120,376.87		
					TT	TT	TT		
					225,150,726.50	7,998,411.99	217,152,314.51		
		TOTAL: GOVERNMENT OF GUYANA			225,150,726.50	7,998,411.99	217,152,314.51		
		TOTAL: CARIBBEAN INTEGRATION FUND			229,744,663.70	9,376,593.15	220,368,070.55		
PORT DEVELOPMENT FUND	PORT AUTHORITY OF TRINIDAD AND TOBAGO	Special loan to Port Authority- Repairs and Overhaul of Dredger - Port of Spain II	1980	Cabinet Minute No. 1644 dated 1980 April 18; Warrant No. 8/80				To be repaid on determination of claim made on Consolidated Insurance Consultants Limited by the Port Authority of Trinidad and Tobago.	
					5,100,000.00	0.00	5,100,000.00		
					TOTAL: PORT AUTHORITY OF TRINIDAD AND TOBAGO				
					5,100,000.00	0.00	5,100,000.00		
		TOTAL: PORT DEVELOPMENT FUND			5,100,000.00	0.00	5,100,000.00		
Carried Forward					234,844,663.70	9,376,593.15	225,468,070.55		

**FUNDS FOR LONG-TERM DEVELOPMENT
LOANS FROM THE FUNDS FOR LONG-TERM DEVELOPMENT AS AT 2010 SEPTEMBER 30**

FUND	ISSUED TO	PURPOSE	YEAR	AUTHORITY	AMOUNT LOANED	AMOUNT REPAID/WRITTEN OFF AS AT 2010 SEPTEMBER 30	BALANCE OUTSTANDING AS AT 2010 SEPTEMBER 30	REMARKS
Brought Forward					\$ c	\$ c	\$ c	
PARTICIPATION IN COMMERCIAL ENTERPRISES FUND	TRINIDAD AND TOBAGO MORTGAGE FINANCE COMPANY LIMITED	Restructuring of Debenture to meet its lending Programme	1993	Cabinet Minute No. 3297 dated 1993 December 23	234,844,663.70	9,376,593.15	225,468,070.55	Rescheduled Loan. Loan with interest of 7.50% per annum and Principal repayment over twenty (20) years with a moratorium of five (5) years. Advances also made under Housing and Resettlement and Long Term Development Funds.
		TOTAL: TRINIDAD AND TOBAGO MORTGAGE FINANCE COMPANY LIMITED			15,158,452.00	6,008,514.64	9,149,937.36	
		TOTAL: PARTICIPATION IN COMMERCIAL ENTERPRISES FUND			15,158,452.00	6,008,514.64	9,149,937.36	
Carried Forward					250,003,115.70	15,385,107.79	234,618,007.91	

**FUNDS FOR LONG-TERM DEVELOPMENT
LOANS FROM THE FUNDS FOR LONG-TERM DEVELOPMENT AS AT 2010 SEPTEMBER 30**

FUND	ISSUED TO	PURPOSE	YEAR	AUTHORITY	AMOUNT LOANED	AMOUNT REPAID/WRITTEN OFF AS AT 2010 SEPTEMBER 30	BALANCE OUTSTANDING AS AT 2010 SEPTEMBER 30	REMARKS
Brought Forward					\$ c	\$ c	\$ c	
					250,003,115.70	15,385,107.79	234,618,007.91	
SPORT, CULTURE AND COMMUNITY DEVELOPMENT FUND	NAPARIMA STAR LODGE AND PRIDE OF NAPARIMA LODGE	To complete construction of a lodge hall TOTAL: NAPARIMA STAR LODGE AND PRIDE OF NAPARIMA LODGE	1983	Cabinet Minute No. 907 dated 1982 April 1; Warrant No. 4 dated 1983 February 16.	160,000.00	79,047.00	80,953.00	Repayable over 20 years at 3% per annum. To approach Cabinet for write-off.
				160,000.00	79,047.00	80,953.00		
		TOTAL: SPORT CULTURE AND COMMUNITY DEVELOPMENT FUND			160,000.00	79,047.00	80,953.00	
HOUSING AND RESETTLEMENT FUND	TRINIDAD AND TOBAGO MORTGAGE FINANCE COMPANY LIMITED	Restructuring of Debenture to meet its Lending Programme. TOTAL: TRINIDAD AND TOBAGO MORTGAGE FINANCE COMPANY LIMITED	1993	Cabinet Minute No. 3297 dated 1993 December 23	32,500,000.00	13,246,123.68	19,253,876.32	Rescheduled Loan. Loan with Interest of 7% per annum. Principal repayment over twenty (20) years with a moratorium of five (5) years. Loans also made under Participation in Commercial Enterprises Fund and Long Term Development Fund.
				32,500,000.00	13,246,123.68	19,253,876.32		
		TOTAL: HOUSING AND RESETTLEMENT FUND			32,500,000.00	13,246,123.68	19,253,876.32	
Carried Forward					282,663,115.70	28,710,278.47	253,952,837.23	

**FUNDS FOR LONG-TERM DEVELOPMENT
LOANS FROM THE FUNDS FOR LONG-TERM DEVELOPMENT AS AT 2010 SEPTEMBER 30**

FUND	ISSUED TO	PURPOSE	YEAR	AUTHORITY	AMOUNT		BALANCE	REMARKS	
					LOANED	REPAID/WRITTEN OFF AS AT 2010 SEPTEMBER 30	OUTSTANDING AS AT 2010 SEPTEMBER 30		
					\$	C	\$		
							C		
Brought Forward									
LONG TERM DEVELOPMENT FUND	TRINIDAD AND TOBAGO MORTGAGE FINANCE COMPANY LIMITED	Restructuring of Debentures to meet its Lending Programme	1993	Cabinet Minute No. 3297 dated 1993 December 23	282,663,115.70		28,710,278.47	253,952,837.23	Rescheduled Loans totalling \$222,389,118.00 of which \$16,590,000.00 and \$114,172,380.00 were swapped for government debt to National Insurance Board and National Insurance Property Development Company. Loan with Interest of 5% per annum and Principal repayment over twenty (20) years with a moratorium of five (5) years.
		Capitalised Interest to meet its lending Programme.	1993	Cabinet Minute No. 3297 dated 1993 December 23	91,626,738.00		41,576,337.44	50,050,400.56	
		TOTAL: TRINIDAD AND TOBAGO MORTGAGE FINANCE COMPANY LIMITED			127,489,976.00		0.00	127,489,976.00	
		TOTAL: LONG TERM DEVELOPMENT FUND			219,116,714.00		41,576,337.44	177,540,376.56	
					219,116,714.00		41,576,337.44	177,540,376.56	Capitalized interest on Debentures. Loan with interest of 5% per annum. Principal to be paid as a Bullet Payment on 2018 December 31. Loans also made under Participation in Commercial Enterprises Fund and Housing and Resettlement Fund.
TOTAL					501,779,829.70		70,286,615.91	431,493,213.79	

Summary of Loans from the Funds for Long-Term Development as at 2010 September 30

F U N D	AMOUNT ADVANCED	AMOUNT REPAID/WRITTEN OFF AS AT 2010 SEPTEMBER 30	BALANCE OUTSTANDING AS AT 2010 SEPTEMBER 30
	\$ ¢	\$ ¢	\$ ¢
(1) Caribbean Integration Fund	229,744,663.70	9,376,593.15	220,368,070.55
(2) Port Development Fund	5,100,000.00	0.00	5,100,000.00
(3) Participation in Commercial Enterprises Fund	15,158,452.00	6,008,514.64	9,149,937.36
(4) Sport, Culture and Community Development Fund	160,000.00	79,047.00	80,953.00
(5) Housing and Resettlement Fund	32,500,000.00	13,246,123.68	19,253,876.32
(6) Long Term Development Fund	219,116,714.00	41,576,337.44	177,540,376.56
T O T A L:	501,779,829.70	70,286,615.91	431,493,213.79

**SUMMARY OF TRANSACTIONS IN RESPECT OF LOANS FROM THE FUNDS FOR LONG-TERM DEVELOPMENT
FOR THE FINANCIAL YEAR 2010**

	\$	¢
Balance brought forward at 2009 October 01	440,217,727.37	
LESS: Amount due to currency translation		(255,575.01)
LESS: Capital repayments/write-offs for the Financial Year 2010 (See 1-2 below)		(8,468,938.57)
Balance as at 2010 September 30	431,493,213.79	
CAPITAL REPAYMENTS/WRITE-OFFS for the Financial Year 2010		
<u>CAPITAL REPAYMENTS</u>		
(1) Government of Guyana		1,487,783.74
(2) Trinidad and Tobago Mortgage Finance Company Limited		6,981,154.83
TOTAL REPAID		8,468,938.57

SECTION 3

FUNDS FINANCIAL STATEMENTS

FUNDS FINANCIAL STATEMENTS
FOR THE
FINANCIAL YEAR 2010

SCHEDULE A

SCHEDULE OF SPECIAL FUNDS APPEARING IN THE CONSOLIDATED STATEMENT OF ASSETS AND LIABILITIES AS AT 2010 SEPTEMBER 30

TITLE OF FUND	FUND BALANCE	
	\$	¢
Provident Fund		412,620.75
Provident Fund -Interest		0.00
Stock Transfer Stamp Duty Fund		3,961.48
Local Trustees of the Sinking Fund		2,511,086,717.19
Savings Bonds Reserve Fund		238,170.00
Seized Assets Fund-Ministry of National Security		39,225.00
National Disaster Relief Fund		3,657,835.56
Equipment Fund-Trinidad and Tobago Defence Force		1,427,266.71
Welfare Fund-Trinidad and Tobago Defence Force		3,798,015.44
Agriculture Disaster Relief Fund		320,132.04
TOTAL		2,520,983,944.17

SCHEDULE B

SCHEDULE OF TRUST FUNDS APPEARING IN THE CONSOLIDATED STATEMENT OF ASSETS AND LIABILITIES AS AT 2010 SEPTEMBER 30

TITLE OF FUND	FUND BALANCE	
	\$	¢
Land Assurance Fund		3,659,407.60
Official Receiver		146,543.95
Post Office Savings Bank		12,500,250.87
Public Trustee		5,316,027.92
Sugar Industry Labour Welfare Fund		34,817,425.10
Sugar Industry Price Stabilisation Fund		512,242.68
Sugar Industry Rehabilitation Fund		4,445,626.22
Suitors Fund and Money-Registrar and Marshall, P.O.S		1,062,987.72
Suitors Fund and Money-Sub-Registrar, San Fernando		1,103,980.58
Suitors Fund and Money-Sub-Registrar, Tobago		88,856.58
Trinidad Assurance Companies Ordinance		175,389.26
Cane Farmers' Cess		188.59
Cane Farmers Rehabilitation Board		93,700.42
Comptroller of Accounts-In Trust for B & C Deosaran		2,000.00
Petroleum Products Subsidy Fund		249,115,102.49
Mortgage re: Diawantee Nandoo		2,544.30
TOTAL		313,042,274.28

SCHEDULE C(i)

THE UNEMPLOYMENT FUND

(Established under Section 14(2) of the Unemployment Levy Act, Chapter 75:03)

STATEMENT OF RECEIPTS AND PAYMENTS
FOR THE FINANCIAL YEAR ENDED 2010 SEPTEMBER 30

Previous Year		\$	¢
		\$	¢
	<u>RECEIPTS</u>		
734,610,188.34	Board of Inland Revenue Receipts	913,384,882.81	
0.00	Less: Adjustments	<u>0.00</u>	
		913,384,882.81	
0.00	Less: previous year adjustment :- Dishonoured Cheque	<u>0.00</u>	
<u>734,610,188.34</u>	TOTAL LEVY COLLECTED	<u>913,384,882.81</u>	
66,365,939.99	Add: Interest on Cash Balances: Interest received for the financial year 2010	71,679,583.12	
94,041.07	Add: Unspent Balances from Municipal Corporations for accounting periods prior to the financial year 2010	0.00	
144,072.01	Add: Miscellaneous Receipts	3,920,689.12	
<u>801,214,241.41</u>	TOTAL RECEIPTS	<u>988,985,155.05</u>	
	<u>PAYMENTS</u>		
43,967,114.63	Ministry of Agriculture, Land and Marine Resources	54,890,630.09	
0.00	Ministry of Finance	346,343,619.35	
0.00	Ministry of Public Utilities and the Environment	0.00	
331,516,817.21	Ministry of Works and Transport	0.00	
17,000,000.00	Payment by the Ministry of Finance to the Tobago House of Assembly to meet expenditure under Unemployment Relief Programme)	<u>17,000,000.00</u>	
<u>392,483,931.84</u>	TOTAL PAYMENTS	<u>418,234,249.44</u>	
408,730,309.57	Excess of Receipts over Payments for the financial year 2010	570,750,905.61	
4,352,206,939.29	Add: Balance brought forward from 2009 September 30	<u>4,760,937,248.86</u>	
<u>4,760,937,248.86</u>	BALANCE AS AT 2010 SEPTEMBER 30	<u>5,331,688,154.47</u>	

THE UNEMPLOYMENT FUND

(Established under Section 14(2) of the Unemployment Levy Act, Chapter 75:03)

STATEMENT OF ASSETS AND LIABILITIES
AS AT 2010 SEPTEMBER 30

Previous Year		\$	¢
		\$	¢
	<u>ASSETS</u>		
4,760,937,248.86	Cash	5,331,688,154.47	
<u>4,760,937,248.86</u>		<u>5,331,688,154.47</u>	
	<u>LIABILITIES</u>		
408,730,309.57	Excess of Receipts over Payments for the financial year 2010	570,750,905.61	
4,352,206,939.29	Add: Balance brought forward from 2009 September 30	4,760,937,248.86	
<u>4,760,937,248.86</u>		<u>5,331,688,154.47</u>	

THE ROAD IMPROVEMENT FUND

(Established under Section 44 of the Miscellaneous Taxes Act, Chapter 77:01);
 Repealed by Part V Section 5 of Act #2 of 2006 dated 2006 February 08
 Finance Act, 2006; Repealed re CNG - Legal Notice 169 dated 2008 October 10

STATEMENT OF RECEIPTS AND PAYMENTS
FOR THE FINANCIAL YEAR ENDED 2010 SEPTEMBER 30

Previous	Year		\$	¢
\$	¢		\$	¢
<u>RECEIPTS</u>				
51,701.03		Total Road Improvement Tax Collected		0.00
0.00		Add: Write back of unpaid cheques as at May 2010		27,284.86
2,312,726.82		Add: Interest on Cash Balances: Interest received for the financial year 2010		1,540,119.74
4,922,099.88		Add: Unspent Balances from the Municipal Corporations for accounting periods prior to the financial year 2010		3,345,060.05
<u>7,286,527.73</u>		TOTAL RECEIPTS		<u>4,912,464.65</u>
<u>PAYMENTS</u>				
0.00		Ministry of Works and Transport		0.00
0.00		Ministry of Local Government		0.00
0.00		Less: Amount Transferred to the Consolidated Fund consequent closure of the Fund		166,257,283.27
0.00		Less: Amount set aside in Treasury Deposits Account 111/632 to meet liabilities in respect of unpaid cheques		27,284.86
<u>0.00</u>		TOTAL PAYMENTS		<u>166,284,568.13</u>
7,286,527.73		Excess of Receipts over Payments		
		Excess of Payments over Receipts for the financial year 2010		(161,372,103.48)
154,085,575.75		Add: Balance brought forward from 2009 September 30		161,372,103.48
<u>161,372,103.48</u>		BALANCE AS AT 2010 SEPTEMBER 30		<u>0.00</u>

Cabinet Minute No. 860 dated 2010 April 22 agreed to the transfer of the balance of the Road Improvement Fund to the Consolidated Fund consequent upon the repealing of the Road Improvement Tax Legislation.

THE ROAD IMPROVEMENT FUND

(Established under Section 44 of the Miscellaneous Taxes Act, Chapter 77:01)
 Repealed by Part V Section 5 of Act #2 of 2006 dated 2006 February 08
 (Finance Act, 2006)

STATEMENT OF ASSETS AND LIABILITIES

AS AT 2010 SEPTEMBER 30

Previous Year		\$	¢
\$	¢		
<u>ASSETS</u>			
161,372,103.48	Cash		0.00
<hr/>			
161,372,103.48			0.00
<hr/>			
<u>LIABILITIES</u>			
7,286,527.73	Excess Receipts over Payments		0.00
0.00	Add: Excess Payments over Receipts for the financial year 2010	(161,372,103.48)	
154,085,575.75	Add: Balance brought forward from 2009 September 30	161,372,103.48	
<hr/>			
161,372,103.48			0.00
<hr/>			

SCHEDULE E (i)

INFRASTRUCTURE DEVELOPMENT FUND

(Established under Section 43(2) of the Exchequer and Audit Act, Chapter 69:01)
 Legal Notice No. 347 dated 1997 December 29

STATEMENT OF RECEIPTS AND PAYMENTS
FOR THE FINANCIAL YEAR ENDED 2010 SEPTEMBER 30

Previous	Year		\$	¢
\$	¢		\$	¢
		<u>RECEIPTS</u>		
78,714,682.39		Interest received for the financial year 2010	32,719,680.11	
1,133,499.13		Add: Unspent Balances from the Municipal Corporations for accounting periods prior to the financial year 2010	2,420,914.61	
2,800,000,000.00		Add: Amount transferred from the Consolidated Fund to the Infrastructure Development Fund in the financial year 2010	1,150,000,000.00	
<u>2,879,848,181.52</u>		TOTAL RECEIPTS	<u>1,185,140,594.72</u>	
		<u>PAYMENTS</u>		
4,952,937,074.64		See Appendix (1)	3,348,445,717.38	
<u>4,952,937,074.64</u>		TOTAL PAYMENTS	<u>3,348,445,717.38</u>	
(2,073,088,893.12)		Excess of Payments over Receipts for the financial year 2010	(2,163,305,122.66)	
5,341,829,087.54		Add: Balance brought forward from 2009 September 30	3,268,740,194.42	
<u>3,268,740,194.42</u>		BALANCE AS AT 2010 SEPTEMBER 30	<u>1,105,435,071.76</u>	

INFRASTRUCTURE DEVELOPMENT FUND

(Established under Section 43(2) of the Exchequer and Audit Act, Chapter 69:01)
 Legal Notice No. 347 dated 1997 December 29

STATEMENT OF ASSETS AND LIABILITIES
AS AT 2010 SEPTEMBER 30

Previous \$	Year ¢		\$	¢
		<u>ASSETS</u>		
3,268,740,194.42		Cash	1,105,435,071.76	
<hr/>			<hr/>	
<u>3,268,740,194.42</u>			<u>1,105,435,071.76</u>	
		<u>LIABILITIES</u>		
(2,073,088,893.12)		Excess of Payments over Receipts for the financial year 2010	(2,163,305,122.66)	
5,341,829,087.54		Add: Balance brought forward from 2009 September 30	3,268,740,194.42	
<hr/>			<hr/>	
<u>3,268,740,194.42</u>			<u>1,105,435,071.76</u>	

NATIONAL UNION OF GOVERNMENT AND FEDERATED WORKERS TRAINING FUND

(Established under Section 43(2) of the Exchequer and Audit Act, Chapter 69:01)
Legal Notice No. 280 dated 2004 September 27

STATEMENT OF RECEIPTS AND PAYMENTS
FOR THE FINANCIAL YEAR ENDED 2010 SEPTEMBER 30

Previous	Year		\$	¢
\$	¢		\$	¢
		<u>RECEIPTS</u>		
		Amount transferred from the Consolidated Fund to the National Union of Government and Federated Workers Training Fund in the Financial Year 2010		0.00
1,000,000.00				
	74,898.57	Add: Interest on Cash Balances: Interest received for the financial year 2010		78,611.09
		TOTAL RECEIPTS		<u>78,611.09</u>
<u>1,074,898.57</u>				
		<u>PAYMENTS</u>		
		TOTAL PAYMENTS		<u>0.00</u>
<u>0.00</u>				
	1,074,898.57	Excess of Receipts over Payments for the financial year 2010		78,611.09
	4,165,840.90	Add: Balance brought forward from 2009 September 30		5,240,739.47
		BALANCE AS AT 2010 SEPTEMBER 30		<u>5,319,350.56</u>
<u>5,240,739.47</u>				

NATIONAL UNION OF GOVERNMENT AND FEDERATED WORKERS
TRAINING FUND

(Established under Section 43(2) of the Exchequer and Audit Act, Chapter 69:01)
 Legal Notice No. 280 dated 2004 September 27

STATEMENT OF ASSETS AND LIABILITIES
AS AT 2010 SEPTEMBER 30

Previous \$	Year ¢		\$	¢
		<u>ASSETS</u>		
5,240,739.47		Cash	5,319,350.56	
<u>5,240,739.47</u>			<u>5,319,350.56</u>	
		<u>LIABILITIES</u>		
1,074,898.57		Excess of Receipts over Payments for the financial year 2010	78,611.09	
4,165,840.90		Add: Balance brought forward from 2009 September 30	5,240,739.47	
<u>5,240,739.47</u>			<u>5,319,350.56</u>	

GOVERNMENT ASSISTANCE FOR TUITION EXPENSES (GATE) FUND

(Established under Section 43(2) of the Exchequer and Audit Act, Chapter 69:01)
Legal Notice No.329 dated 2004 December 09

**STATEMENT OF RECEIPTS AND PAYMENTS
FOR THE FINANCIAL YEAR ENDED 2010 SEPTEMBER 30**

Previous \$	Year ¢		\$	¢
<u>RECEIPTS</u>				
633,500,000.00		Amount transferred from the Consolidated Fund to the Government Assistance for Tuition (GATE) Fund in the financial year 2010	625,000,000.00	
6,582,866.60		Add: Miscellaneous Receipts	10,974,816.92	
2,247,445.25		Add: Interest on Cash Balances: Interest received for the financial year 2010	2,683,207.90	
<u>642,330,311.85</u>		TOTAL RECEIPTS	<u>638,658,024.82</u>	
<u>PAYMENTS</u>				
572,738,917.00		Ministry of Science, Technology and Tertiary Education	584,221,529.24	
<u>572,738,917.00</u>		TOTAL PAYMENTS	<u>584,221,529.24</u>	
69,591,394.85		Excess of Receipts over Payments for the financial year 2010	54,436,495.58	
35,997,875.51		Add: Balance brought forward from 2009 September 30	105,589,270.36	
<u>105,589,270.36</u>		BALANCE AS AT 2010 SEPTEMBER 30	<u>160,025,765.94</u>	

GOVERNMENT ASSISTANCE FOR TUITION EXPENSES (GATE) FUND

(Established under Section 43(2) of the Exchequer and Audit Act, Chapter 69:01)
 Legal Notice No.329 dated 2004 December 09

STATEMENT OF ASSETS AND LIABILITIES

AS AT 2010 SEPTEMBER 30

Previous Year		
\$	¢	\$
\$	¢	\$
<u>ASSETS</u>		
105,589,270.36		Cash
		160,025,765.94
<hr/>		
105,589,270.36		160,025,765.94
<hr/>		
<u>LIABILITIES</u>		
69,591,394.85		Excess of Receipts over Payments for the financial year 2010
		54,436,495.58
35,997,875.51		Add: Balance brought forward from 2009 September 30
		105,589,270.36
<hr/>		
105,589,270.36		160,025,765.94
<hr/>		

GREEN FUND

(Finance Act # 5 of 2004 dated 2004 January 30
Part VI Section 8(b))

STATEMENT OF RECEIPTS AND PAYMENTS
FOR THE FINANCIAL YEAR ENDED 2010 SEPTEMBER 30

Previous \$	Year ¢		\$	¢
		<u>RECEIPTS</u>		
288,503,959.23		Board of Inland Revenue Receipts	297,053,319.40	
		Less Adjustments	<u>1,992,200.81</u>	
			295,061,118.59	
		Add: Interest on Cash Balances:		
25,035,892.82		Interest received for the financial year 2010	30,020,360.88	
		TOTAL RECEIPTS	<u>325,081,479.47</u>	
		<u>PAYMENTS</u>		
	<u>0.00</u>		<u>10,624,516.00</u>	
	<u>0.00</u>	TOTAL PAYMENTS	<u>10,624,516.00</u>	
313,539,852.05		Excess of Receipts over Payments for the financial year 2010	314,456,963.47	
1,593,301,306.74		Add: Balance brought forward from 2009 September 30	1,906,841,158.79	
		BALANCE AS AT 2010 SEPTEMBER 30	<u>2,221,298,122.26</u>	
			<u>1,906,841,158.79</u>	

GREEN FUND

(Finance Act #5 of 2004 dated 2004 January 30
Part VI Section 8(b))

STATEMENT OF ASSETS AND LIABILITIES
AS AT 2010 SEPTEMBER 30

Previous	Year		\$	¢
\$	¢		\$	¢
<u>ASSETS</u>				
1,906,841,158.79		Cash	2,221,298,122.26	
<u>1,906,841,158.79</u>			<u>2,221,298,122.26</u>	
<u>LIABILITIES</u>				
313,539,852.05		Excess of Receipts over Payments for the financial year 2010	314,456,963.47	
1,593,301,306.74		Add: Balance brought forward from 2009 September 30	1,906,841,158.79	
<u>1,906,841,158.79</u>			<u>2,221,298,122.26</u>	

CARICOM TRADE SUPPORT FUND

(Established under Section 43(2) of the Exchequer and Audit Act, Chapter 69:01)
 Legal Notice No. 13 dated 2005 January 12

STATEMENT OF RECEIPTS AND PAYMENTS
FOR THE FINANCIAL YEAR ENDED 2010 SEPTEMBER 30

Previous	Year		\$	¢
\$	¢		\$	¢
		<u>RECEIPTS</u>		
	0.00	Amount transferred from the Consolidated Fund		0.00
		Add: Interest on Cash Balances :		
		Interest received for the financial year 2010	572,158.47	
563,702.93				
<u>563,702.93</u>		TOTAL RECEIPTS	<u>572,158.47</u>	
		<u>PAYMENTS</u>		
				0.00
		TOTAL PAYMENTS		<u>0.00</u>
				0.00
563,702.93		Excess of Receipts over Payments for the financial year 2010	572,158.47	
37,580,195.25		Add: Balance brought forward from 2009 September 30	38,143,898.18	
<u>38,143,898.18</u>		BALANCE AS AT 2010 SEPTEMBER 30	<u>38,716,056.65</u>	

CARICOM TRADE SUPPORT FUND

(Established under Section 43(2) of the Exchequer and Audit Act, Chapter 69:01)
 Legal Notice No. 13 dated 2005 January 12

STATEMENT OF ASSETS AND LIABILITIES
AS AT 2010 SEPTEMBER 30

Previous \$	Year ¢		\$	¢
		<u>ASSETS</u>		
38,143,898.18		Cash	38,716,056.65	
<u>38,143,898.18</u>			<u>38,716,056.65</u>	
		<u>LIABILITIES</u>		
563,702.93		Excess of Receipts over Payments for the financial year 2010	572,158.47	
37,580,195.25		Add: Balance brought forward from 2009 September 30	38,143,898.18	
<u>38,143,898.18</u>			<u>38,716,056.65</u>	

CARICOM PETROLEUM FUND

(Established under Section 43(2) of the Exchequer and Audit Act, Chapter 69:01)
 Legal Notice No. 302 dated 2006 November 23

STATEMENT OF RECEIPTS AND PAYMENTS
FOR THE FINANCIAL YEAR ENDED 2010 SEPTEMBER 30

Previous \$	Year ¢		\$	¢
		<u>RECEIPTS</u>		
172,000,000.00		Amount transferred from the Consolidated Fund to the CARICOM Petroleum Fund in the financial year 2010	100,000,000.00	
7,707,719.12		Add: Interest on Cash Balances : Interest received for the financial year 2010	699,189.02	
<u>179,707,719.12</u>		TOTAL RECEIPTS	<u>100,699,189.02</u>	
		<u>PAYMENTS</u>		
702,673,494.78		Payments for the financial year 2010	74,126,670.00	
<u>702,673,494.78</u>		TOTAL PAYMENTS	<u>74,126,670.00</u>	
(522,965,775.66)		Excess of Receipts over Payments for the financial year 2010	26,572,519.02	
562,609,075.48		Add: Balance brought forward from 2009 September 30	39,643,299.82	
<u>39,643,299.82</u>		BALANCE AS AT 2010 SEPTEMBER 30	<u>66,215,818.84</u>	

CARICOM PETROLEUM FUND

(Established under Section 43(2) of the Exchequer and Audit Act, Chapter 69:01)
 Legal Notice No. 302 dated 2006 November 23

STATEMENT OF ASSETS AND LIABILITIES
AS AT 2010 SEPTEMBER 30

Previous \$	Year ¢		\$	¢
<u>ASSETS</u>				
39,643,299.82		Cash	66,215,818.84	
<u>39,643,299.82</u>			<u>66,215,818.84</u>	
<u>LIABILITIES</u>				
(522,965,775.66)		Excess of Receipts over Payments for the financial year 2010	26,572,519.02	
562,609,075.48		Add: Balance brought forward from 2009 September 30	39,643,299.82	
<u>39,643,299.82</u>			<u>66,215,818.84</u>	

APPENDICES

INFRASTRUCTURE DEVELOPMENT FUND
STATEMENT OF PAYMENTS FOR THE FINANCIAL YEAR ENDED 2010 SEPTEMBER 30

Agencies	AU/ Sub Head	Total Warrants Issued \$	Cheques Issued \$	Unexpended Balance \$
Office of the Prime Minister	5/13	21,827,223.00	21,827,221.79	1.21
Ministry of Education	11/26	428,680,396.00	425,956,605.64	2,723,790.36
Ministry of Finance	12/18	229,118,151.00	229,118,151.00	0.00
Ministry of Health	16/28	259,254,831.00	256,729,093.43	2,525,737.57
Ministry of Energy and Energy Industries	23/40	380,925,541.00	380,925,541.00	0.00
Ministry of Sport and Youth Affairs	42/46	49,692,262.00	49,692,261.77	0.23
Ministry of Public Administration	56/31	12,847,095.00	12,847,094.10	0.90
Ministry of Community Development & Gender Affairs	58/55	247,917,158.00	247,917,140.81	17.19
Ministry of Public Utilities	59/39	53,273,270.00	53,273,268.62	1.38
Ministry of Works & Transport	60/43	348,657,633.00	344,747,757.27	3,909,875.73
Ministry of Local Government	61/42	143,317,421.00	143,047,471.45	269,949.55
Ministry of Labour & Small & Micro Enterprises Development	63/30	19,485,040.00	19,485,040.00	0.00
Ministry of Foreign Affairs	64/47	6,872,549.00	6,872,548.08	0.92
Ministry of Trade & Industry	65/48	307,021,027.00	306,372,523.06	648,503.94
Ministry of Agriculture, Land and Marine Resources	68/25	4,633,929.00	4,633,929.00	0.00
Ministry of Tourism	71/35	10,586,431.00	10,586,431.00	0.00
Ministry of Science, Technology and Tertiary Education	72/54	131,072,223.00	131,072,223.00	0.00
Ministry of Information	73/57	3,341,820.00	3,341,820.00	0.00
Ministry of Planning, Housing and the Environment	74/21	700,000,000.00	699,999,596.36	403.64
TOTAL		3,358,524,000.00	3,348,445,717.38	10,078,282.62

SECTION 4

APPROPRIATION ACCOUNTS

HEAD 18: MINISTRY OF FINANCE

APPROPRIATION ACCOUNT

FOR THE

FINANCIAL YEAR 2010

APPROPRIATION ACCOUNT FOR THE FINANCIAL YEAR 2010

HEAD 18 - MINISTRY OF FINANCE

SECTION A - SUMMARY OF EXPENDITURE

SUB-HEADS	REVISED ESTIMATES FINANCIAL YEAR 2010	ACTUAL EXPENDITURE FINANCIAL YEAR 2010	V A R I A N C E	
			LESS THAN ESTIMATES	MORE THAN ESTIMATES
\$ c	\$ c	\$ c	\$ c	\$ c
01. PERSONNEL EXPENDITURE	353,559,500.00	267,602,400.18	85,957,099.82	0.00
Original Provision	355,533,000.00			
Less: Transfer to 18/02/004/60 dated 2010/08/19	(100,000.00)			
Less: 1st Supp. General Warrant dated 2011/01/21	(1,873,500.00)			
02. GOODS AND SERVICES	387,562,480.00	305,302,115.21	82,260,364.79	0.00
Original Provision	358,707,980.00			
Add: Transfer from 18/04/007/06 dated 2010/01/04	30,000,000.00			
Add: Transfer from 18/01/004/23 dated 2010/08/19	100,000.00			
Less: 1st Supp. General Warrant dated 2011/01/21	(1,245,500.00)			
03. MINOR EQUIPMENT PURCHASES	22,413,800.00	3,796,020.37	18,617,779.63	0.00
Original Provision	22,413,800.00			
04. CURRENT TRANSFERS AND SUBSIDIES	7,338,009,180.00	6,862,340,195.41	475,668,984.59	0.00
Original Provision	3,675,204,720.00			
Less Transfer of funds to 18/02/005/92 dated 2010/01/04	(30,000,000.00)			
Add: 2nd Supp. Warrant dd. 2010/04/28	659,770,446.00			
Add: 3rd Supp. Warrant dd. 2010/06/07	1,415,359,543.00			
Add: Transfer of funds from 18/07/001/07	15,697,652.00			
Add: Transfer of funds from 18/07/001/13	10,571.00			
Add: Transfer of funds from 18/07/001/14	31,288.00			
Add: Transfer of funds from 18/07/001/20	1,705,103.00			
Add: Transfer of funds from 18/07/11/09	32,285,652.00			
Add: Transfer of funds from 18/07/11/20	1,943,500.00			
Less Transfer of funds to 18/07/009/01 dated 2010/09/29	(9,053,539.00)			
Less Transfer of funds to 18/07/009/01 dated 2010/09/29	(200,000,000.00)			
Add: 5th Supp. Warrant dd. 2010/09/30	951,321,338.00			
Add: 1st Supp. General Warrant dated 2011/01/21	823,732,906.00			
07. DEBT SERVICING	1,304,752,273.00	1,292,767,507.31	11,984,765.69	0.00
Original Provision	1,147,372,500.00			
Add: Transfer of funds to 18/04/011/57	(51,673,766.00)			
Less Transfer of funds to 18/04/007/06 dated 2010/09/29	9,053,539.00			
Less Transfer of funds from 18/04/007/10 dated 2010/09/29	200,000,000.00			
09. DEVELOPMENT PROGRAMME	123,390,000.00	90,435,222.65	32,954,777.35	0.00
Original Provision	123,390,000.00			
TOTAL	9,529,687,233.00	8,822,243,461.13	707,443,771.87	0.00

APPROPRIATION ACCOUNT FOR THE FINANCIAL YEAR 2010

HEAD 18 - MINISTRY OF FINANCE

SECTION B - SUMMARY OF EXPENDITURE

SUB-HEAD/ITEM/SUB-ITEM	ESTIMATES FINANCIAL YEAR 2010		ACTUAL EXPENDITURE FINANCIAL YEAR 2010		VARIANCE	
	\$	c	\$	c	\$	c
SUB HEAD 01 - PERSONNEL EXPENDITURE	353,559,500.00		267,602,400.18		85,957,099.82	
Sub Item 01 - Salaries and C.O.L.A.	228,043,500.00		189,100,057.59		38,943,442.41	
02 - Wages and C.O.L.A.	4,574,000.00		4,326,167.03		247,832.97	
03 - Overtime	74,382,500.00		48,510,844.97		25,871,655.03	
04 - Allowances	6,663,500.00		5,871,745.23		791,754.77	
05 - Government's Contribution to N.I.S.	16,301,000.00		12,223,400.31		4,077,599.69	
06 - Remuneration to Board Members	1,072,000.00		885,150.00		186,850.00	
08 - Vacant Posts - Salaries and C.O.L.A. (without bodies)	11,800,000.00		0.00		11,800,000.00	
12 - Settlement of Arrears to Public Officers	549,000.00		67,046.74		481,953.26	
20 - Gov't Contribution to Group Health Ins. - Daily Rated Workers	20,000.00		13,923.00		6,077.00	
21 - Gov't Contribution to Group Pension - Daily Rated Workers	340,000.00		0.00		340,000.00	
22 - Increased Salaries to Public Officers	50,000.00		0.00		50,000.00	
23 - Salaries - Direct Charges	6,327,000.00		4,138,242.62		2,188,757.38	
24 - Allowances - Direct Charges	933,000.00		555,546.99		377,453.01	
27 - Gov't Contribution to Health Ins. For M/Paid Officers	1,674,000.00		1,301,278.00		372,722.00	
29 - Overtime - Daily Rated Workers	618,000.00		469,960.98		148,039.02	
31 - Government's Contribution to N.I.S. - Direct Charges	212,000.00		139,036.72		72,963.28	
SUB HEAD 02 - GOODS AND SERVICES	387,562,480.00		305,302,115.21		82,260,364.79	
Sub Item 01 - Travelling	25,170,700.00		19,545,603.64		5,625,096.36	
03 - Uniforms	3,045,805.00		756,646.53		2,289,158.47	
04 - Electricity	12,091,000.00		9,934,107.56		2,156,892.44	
05 - Telephones	21,310,200.00		15,951,411.95		5,358,788.05	
06 - Water and Sewerage Rates	1,204,532.00		160,419.33		1,044,112.67	
07 - House Rates	456,000.00		0.00		456,000.00	
08 - Rent/Lease - Office Accommodation & Storage	50,579,152.00		46,092,526.05		4,486,625.95	
09 - Rent/Lease - Vehicles and Equipment	218,800.00		176,703.67		42,096.33	
10 - Office Stationery and Supplies	5,929,200.00		4,100,424.85		1,828,775.15	
11 - Books and Periodicals	977,800.00		552,602.68		425,197.32	
12 - Materials and Supplies	9,285,235.00		4,536,275.11		4,748,959.89	
13 - Maintenance of Vehicles	3,687,500.00		1,893,792.52		1,793,707.48	
15 - Repairs and Maintenance (Equipment)	10,390,700.00		4,018,391.18		6,372,308.82	
16 - Contract Employment	55,590,000.00		45,874,200.83		9,715,799.17	
17 - Training	8,172,468.00		2,763,256.73		5,409,211.27	
19 - Official Entertainment	725,000.00		47,311.48		677,688.52	
21 - Repairs and Maintenance - Buildings	8,149,507.00		4,914,321.28		3,235,185.72	
22 - Short Term Employment	4,124,000.00		2,868,845.26		1,255,154.74	
23 - Fees	6,354,814.00		6,069,049.79		285,764.21	
24 - Refunds and Rebates	200,000.00		534.70		199,465.30	
25 - Audit of Overseas Mission	100,000.00		0.00		100,000.00	
27 - Official Overseas Travel	3,000,000.00		1,394,767.60		1,605,232.40	
28 - Other Contracted Services	62,765,943.00		57,701,223.25		5,064,719.75	
29 - Losses on Foreign Currency Conversion	1,000,000.00		1,229,531.37		(229,531.37)	
Goods and Services c/f	294,528,356.00		230,581,947.36		63,946,408.64	

APPROPRIATION ACCOUNT FOR THE FINANCIAL YEAR 2010

HEAD 18 - MINISTRY OF FINANCE

SECTION B - SUMMARY OF EXPENDITURE

SUB-HEAD/ITEM/SUB-ITEM	ESTIMATES FINANCIAL YEAR 2010		ACTUAL EXPENDITURE FINANCIAL YEAR 2010		VARIANCE	
	\$	c	\$	c	\$	c
b/f	294,528,356.00		230,581,947.36		63,946,408.64	
SUB HEAD 02 - GOODS AND SERVICES (cont'd)						
30 - Government Vehicles Insurance Claims	1,700,000.00		1,582,375.41		117,624.59	
32 - Losses of Public Monies etc.	600,000.00		465,851.00		134,149.00	
33 - Interest on Late VAT refunds	250,000.00		0.00		250,000.00	
35 - Interest on overpayment of Income Tax	200,000.00		0.00		200,000.00	
36 - Extraordinary Expenditure	42,000.00		15,691.74		26,308.26	
37 - Janitorial Services	12,452,000.00		9,805,503.74		2,646,496.26	
43 - Security Services	14,766,000.00		11,659,947.63		3,106,052.37	
56 - Loss of Public Monies on Payment to Pensioners through Banks	500,000.00		231,188.23		268,811.77	
57 - Postage	1,694,100.00		1,382,119.95		311,980.05	
58 - Medical Expenses	457,000.00		3,963.36		453,036.64	
60 - Travelling- Direct Charges	995,000.00		832,016.63		162,983.37	
61 - Insurance	2,852,500.00		1,299,103.23		1,553,396.77	
62 - Promotion, Publicity and Printing	7,571,000.00		5,031,044.16		2,539,955.84	
65 - Expenses of Cabinet Appointed Bodies	4,354,100.00		908,170.18		3,445,929.82	
66 - Hosting of Seminars, Conferences and Other Functions	5,767,924.00		3,465,056.13		2,302,867.87	
92 - Claims for payment in respect of Void Cheques	38,000,000.00		37,998,781.46		1,218.54	
99 - Employee Assistance Programme	832,500.00		39,355.00		793,145.00	
SUB HEAD 03 - MINOR EQUIPMENT PURCHASES	22,413,800.00		3,796,020.37		18,617,779.63	
Sub Item 01 - Vehicles (Replacement)	4,300,000.00		1,509,774.35		2,790,225.65	
02 - Office Equipment	6,961,400.00		1,082,300.40		5,879,099.60	
03 - Furniture and Furnishings	3,136,900.00		813,971.57		2,322,928.43	
04 - Other Minor Equipment	8,015,500.00		389,974.05		7,625,525.95	
SUB HEAD 04 - CURRENT TRANSFERS AND SUBSIDIES	7,338,009,180.00		6,862,340,195.41		475,668,984.59	
Item 001 - Regional Bodies	58,488,994.00		30,334,574.57		28,154,419.43	
002- Commonwealth Bodies	85,000.00		77,141.70		7,858.30	
004 - International Bodies	15,435,000.00		395,303.36		15,039,696.64	
005 - Non-Profit Organisations	402,000.00		0.00		402,000.00	
007 - Households	250,920,767.00		204,593,741.06		46,327,025.94	
009 - Other Transfers	5,305,944,347.00		5,068,501,019.95		237,443,327.05	
011 - Transfers to State Enterprises	880,668,466.00		779,786,484.01		100,881,981.99	
013 - Loans to State Enterprises	826,064,606.00		778,651,930.76		47,412,675.24	
SUB HEAD 06 - CURRENT TRANSFERS TO STATUTORY BOARDS AND SIMILAR BODIES	0.00		0.00		0.00	
SUB HEAD 07 - DEBT SERVICING	1,304,752,273.00		1,292,767,507.31		11,984,765.69	
Item 001 - Interest on Local Loans	427,490,686.00		418,569,518.06		8,921,167.94	
002 - Interest - External Loans	0.00		0.00		0.00	
009 - Interest on Overdraft	211,053,539.00		211,053,538.34		0.66	
011 - Principal Repayments	666,208,048.00		663,144,450.91		3,063,597.09	
012 - Principal Repayments - Foreign	0.00		0.00		0.00	
SUB HEAD 09 - DEVELOPMENT PROGRAMME	123,390,000.00		90,435,222.65		32,954,777.35	
GRAND TOTAL	9,529,687,233.00		8,822,243,461.13		707,443,771.87	

APPROPRIATION ACCOUNT FOR THE FINANCIAL YEAR 2010

HEAD 18 - MINISTRY OF FINANCE

SECTION D - NOTES TO THE ACCOUNTS

NOTE 3 - Comparative Statement of Expenditure for the last five (5) financial years 2006 - 2010

FINANCIAL YEAR	EXPENDITURE		CLASSIFICATION				SUB HEADS		
	01 PERSONNEL EXPENDITURE	02 GOODS AND SERVICES	03 MINOR EQUIPMENT PURCHASES	04 CURRENT TRANSFERS AND SUBSIDIES	06 CURRENT TRANSFERS TO STATUTORY BOARDS AND SIMILAR BODIES	07 DEBT SERVICING	09 DEVELOPMENT PROGRAMME	TOTAL	
	\$ c	\$ c	\$ c	\$ c	\$ c	\$ c	\$ c	\$ c	
2006	195,686,485.15	184,378,072.88	6,712,787.80	11,266,237,891.28	0.00	1,342,929,318.85	61,285,877.73	13,057,230,433.69	
2007	242,908,073.40	195,171,529.59	6,330,866.80	8,341,021,019.70	0.00	1,346,680,318.00	85,139,110.42	10,217,250,917.91	
2008	267,602,400.18	305,302,115.21	3,796,020.37	6,862,340,195.41	0.00	1,292,767,507.31	90,435,222.65	8,822,243,461.13	
2009	68,004,750.47	141,578,162.83	1,410,521.45	7,057,324,727.41		1,202,213,276.18	58,435,062.31	8,528,966,500.65	
2010	267,602,400.18	305,302,115.21	3,796,020.37	6,862,340,195.41	0.00	1,292,767,507.31	90,435,222.65	8,822,243,461.13	

Notes (1, 2 and 4-7) - See supporting Divisional Appropriation Accounts

SECTION E - CERTIFICATION

Please see Statement of Declaration and Certification at page 2.

**HEAD 18: MINISTRY OF FINANCE
(AU 12: COMPTROLLER OF ACCOUNTS)**

APPROPRIATION ACCOUNT

FOR THE

FINANCIAL YEAR 2010

APPROPRIATION ACCOUNT FOR THE FINANCIAL YEAR 2010
HEAD - 18 MINISTRY OF FINANCE
COMPTROLLER OF ACCOUNTS

SECTION A - SUMMARY OF EXPENDITURE -1

SUB-HEADS	REVISED ESTIMATES FINANCIAL YEAR 2010		ACTUAL EXPENDITURE FINANCIAL YEAR 2010		VARIANCE	
	\$	c	\$	c	LESS THAN ESTIMATES	MORE THAN ESTIMATES
01 PERSONNEL EXPENDITURE			93,809,500.00	72,087,149.96	21,722,350.04	0.00
Original Provision	95,683,000.00					
Less: First Suppl. General Warrant dd 2011/01/21	(1,873,500.00)					
02 GOODS AND SERVICES			215,629,628.00	170,594,657.77	45,034,970.23	0.00
Original Provision	193,529,280.00					
Add: Transfer of funds from 18/04/007/06 dd. 2010/01/04	30,000,000.00					
Less: Virement to 02/003/08 dd. 2010/05/21	(6,654,152.00)					
Less: First Suppl. General Warrant dd 2011/01/21	(1,245,500.00)					
03 MINOR EQUIPMENT PURCHASES			3,679,800.00	921,353.35	2,758,446.65	0.00
Original Provision	3,679,800.00					
04 CURRENT TRANSFERS AND SUBSIDIES			7,334,123,180.00	6,861,799,806.47	472,323,373.53	0.00
Original Provision	3,671,318,720.00					
Less: Transfer of funds to 18/02/005/92 dd. 2010/01/04	(30,000,000.00)					
Add: 2nd Suppl. Warrant dd. 2010/04/28	659,770,446.00					
Add: 3rd Suppl. Warrant dd. 2010/06/07	1,415,359,543.00					
Add: Transfer of funds from 18/07/001/07	15,697,652.00					
Add: Transfer of funds from 18/07/001/13	10,571.00					
Add: Transfer of funds from 18/07/001/14	31,288.00					
Add: Transfer of funds from 18/07/001/20	1,705,103.00					
Add: Transfer of funds from 18/07/11/09	32,285,652.00					
Add: Transfer of funds from 18/07/11/20	1,943,500.00					
Less: Transfer of funds to 18/07/009/01 dd. 2010/09/29	(209,053,539.00)					
Add: 5th Suppl. Warrant dd. 2010/09/30	951,321,338.00					
Less: First Suppl. General Warrant dd 2011/01/21	(2,331,700.00)					
Add: First Suppl. General Warrant dd 2011/01/21	826,064,606.00					
07 DEBT SERVICING			1,304,752,273.00	1,292,767,507.31	11,984,765.69	0.00
Original Provision	1,147,372,500.00					
Add: Transfer of funds from 18/04/007/06	9,053,539.00					
Add: Transfer of funds from 18/04/007/10	200,000,000.00					
Less: Transfer of funds to 18/04/011/57 dd. 2010/09/27	(51,673,766.00)					
09 DEVELOPMENT PROGRAMME			80,758,000.00	64,674,540.70	16,083,459.30	0.00
Original Provision	70,758,000.00					
Add: Virement from 18/09/006/A/014 dd. 2010/06/08	10,000,000.00					
TOTAL			9,032,752,381.00	8,462,845,015.56	569,907,365.44	0.00

APPROPRIATION ACCOUNT FOR THE FINANCIAL YEAR 2010

HEAD 18 - MINISTRY OF FINANCE - COMPTROLLER OF ACCOUNTS

SECTION B - SUMMARY OF EXPENDITURE - 2

SUB-HEAD/ITEM/SUB-ITEM		ESTIMATES	ACTUAL	VARIANCE
		FINANCIAL YEAR 2010	EXPENDITURE FINANCIAL YEAR 2010	
		\$ c	\$ c	\$ c
SUB HEAD 01 PERSONNEL EXPENDITURE		93,809,500.00	72,087,149.96	21,722,350.04
Sub Item	01 Salaries and C.O.L.A	76,493,500.00	64,193,700.91	12,299,799.09
	03 Overtime	47,500.00	34,588.73	12,911.27
	04 Allowances	2,173,500.00	1,743,960.52	429,539.48
	05 Government's Contribution to N.I.S	5,276,000.00	4,037,787.77	1,238,212.23
	06 Remuneration to Board Members	1,072,000.00	885,150.00	186,850.00
	08 Vacant Posts - Salaries & C.O.L.A. (without bodies)	6,800,000.00	0.00	6,800,000.00
	12 Settlement of Arrears to Public Officers	95,000.00	45,556.49	49,443.51
	16 Payment of Increments - Salaries			
	23 Salaries - Direct Charges	1,087,000.00	571,022.63	515,977.37
	24 Allowances - Direct Charges	215,000.00	121,200.00	93,800.00
	27 Gov't. Contribution to Group Health Insurance - Monthly Paid Officers	516,000.00	437,224.00	78,776.00
	31 Gov't. Contribution to Group to NIS - Direct Charges Monthly Paid Officers	34,000.00	16,958.91	17,041.09
SUB HEAD 02 GOODS AND SERVICES		215,629,628.00	170,594,657.77	45,034,970.23
Sub Item	01 Travelling	7,070,700.00	4,165,421.88	2,905,278.12
	03 Uniforms	134,380.00	84,108.50	50,271.50
	04 Electricity	5,231,000.00	4,847,280.31	383,719.69
	05 Telephones	8,810,200.00	5,708,180.03	3,102,019.97
	06 Water and Sewerage Authority	788,532.00	43,114.30	745,417.70
	07 House Rates	424,000.00	0.00	424,000.00
	08 Rent /Lease - Accommodation/Storage	22,720,000.00	19,688,211.14	3,031,788.86
	09 Rent /Lease - Vehicles/Equipment	13,800.00	13,092.75	707.25
	10 Office Stationery and Supplies	2,539,200.00	1,818,897.90	720,302.10
	11 Books and Periodicals	472,800.00	299,500.15	173,299.85
	12 Materials and Supplies	3,178,000.00	1,407,529.11	1,770,470.89
	13 Maintenance of Vehicles	817,500.00	88,085.79	729,414.21
	15 Repairs and Maintenance - Equipment	5,560,700.00	3,393,363.65	2,167,336.35
	16 Contract Employment	25,690,000.00	18,236,916.52	7,453,083.48
	17 Training	4,642,468.00	1,147,355.88	3,495,112.12
	19 Official Entertainment	600,000.00	47,311.48	552,688.52
	21 Repairs and Maintenance - Buildings	4,583,507.00	2,167,685.83	2,415,821.17
	22 Short Term Employment	1,394,000.00	882,819.34	511,180.66
	23 Fees	5,802,474.00	5,762,725.61	39,748.39
	25 Audit of Overseas Missions	100,000.00	0.00	100,000.00
	27 Official Overseas Travel	3,000,000.00	1,394,767.60	1,605,232.40
	28 Other Contracted Services	40,620,943.00	38,090,957.97	2,529,985.03
	29 Losses on Foreign Currency Conversion	1,230,000.00	1,229,531.37	468.63
	30 Government Vehicles Insurance Claims	1,700,000.00	1,582,375.41	117,624.59
	32 Losses of Public Money etc.	600,000.00	465,851.00	134,149.00
	36 Extraordinary Expenditure	20,000.00	10,651.74	9,348.26
	37 Janitorial Services	7,823,000.00	7,760,731.77	62,268.23
	43 Security Services	5,566,000.00	5,054,517.92	511,482.08
	56 Losses of Public Money on Payment to Pensioners through Banks	500,000.00	231,188.23	268,811.77
	57 Postage	173,400.00	118,691.07	54,708.93
	58 Medical Expenses	375,000.00	3,963.36	371,036.64
	60 Travelling-Direct Charges	155,000.00	109,190.55	45,809.45
	61 Insurance	2,422,500.00	1,000,640.00	1,421,860.00
	62 Promotion, Publicity and Printing	4,546,000.00	3,145,686.40	1,400,313.60
	65 Expenses of Cabinet Appointed Bodies	4,354,100.00	908,170.18	3,445,929.82
	66 Hosting of Conferences, Seminars, and Other Functions	3,617,924.00	1,683,956.57	1,933,967.43
	92 Claims for Payment i.r.o. Void Cheques	38,000,000.00	37,998,781.46	1,218.54
	99 Employee Assistance Programme	352,500.00	3,405.00	349,095.00

APPROPRIATION ACCOUNT FOR THE FINANCIAL YEAR 2010

HEAD 18 - MINISTRY OF FINANCE - COMPTROLLER OF ACCOUNTS

SECTION B - SUMMARY OF EXPENDITURE - 2

SUB-HEAD/ITEM/SUB-ITEM		ESTIMATES	ACTUAL	VARIANCE
		FINANCIAL YEAR 2010	EXPENDITURE FINANCIAL YEAR 2010	
		\$ c	\$ c	\$ c
SUB HEAD 03 MINOR EQUIPMENT PURCHASES		3,679,800.00	921,353.35	2,758,446.65
Item	01 Vehicles	0.00	0.00	0.00
	02 Office Equipment	2,361,400.00	603,525.77	1,757,874.23
	03 Furniture and Furnishings	1,156,900.00	270,605.08	886,294.92
	04 Other Minor Equipment	161,500.00	47,222.50	114,277.50
SUB HEAD 04 - CURRENT TRANSFERS AND SUBSIDIES		7,334,123,180.00	6,861,799,806.47	472,323,373.53
Item	001 Regional Bodies	58,392,000.00	30,284,830.85	28,107,169.15
	004 International Bodies	15,232,000.00	0.00	15,232,000.00
	005 Non - Profit Institutions	150,000.00	0.00	150,000.00
	007 Households	247,671,761.00	204,575,540.90	43,096,220.10
	009 Other Transfers	5,305,944,347.00	5,068,501,019.95	237,443,327.05
	011 Transfers to State Enterprises	880,668,466.00	779,786,484.01	100,881,981.99
	013 Loans to State Enterprises	826,064,606.00	778,651,930.76	47,412,675.24
SUB HEAD 07 - DEBT SERVICING		1,304,752,273.00	1,292,767,507.31	11,984,765.69
Item	001 Interest - Local Loans	427,490,686.00	418,569,518.06	8,921,167.94
	002 Interest - Foreign Loans	0.00	0.00	0.00
	009 Interest on Overdraft	211,053,539.00	211,053,538.34	0.66
	011 Principal Repayments - Local Loans	666,208,048.00	663,144,450.91	3,063,597.09
	012 Principal Repayments - Foreign Loans	0.00	0.00	0.00
TOTAL		8,951,994,381.00	8,398,170,474.86	553,823,906.14
SUB HEAD 09 - DEVELOPMENT PROGRAMME		80,758,000.00	64,674,540.70	16,083,459.30
Sub Item	003 Economic Infrastructure	500,000.00	0.00	500,000.00
Sub Item	005 Multi-Sectoral and Other Services	80,258,000.00	64,674,540.70	15,583,459.30
GRAND TOTAL		9,032,752,381.00	8,462,845,015.56	569,907,365.44

**APPROPRIATION ACCOUNT FOR THE FINANCIAL YEAR 2010
HEAD 18 - MINISTRY OF FINANCE - COMPTROLLER OF ACCOUNTS**

SECTION C - DETAILS OF EXPENDITURE

SUB-HEAD/ITEM/SUB-ITEM	ESTIMATES FINANCIAL YEAR 2010	ACTUAL EXPENDITURE FINANCIAL YEAR 2010	V A R I A N C E (See Note 1 for reasons for Variances)	
			LESS THAN ESTIMATES	MORE THAN ESTIMATES
	\$ C	\$ C	\$ C	\$ C
01 PERSONNEL EXPENDITURE	93,809,500.00	72,087,149.96	21,722,350.04	0.00
001 General Administration				
01 Salaries and Cost of Living Allowance				
Original Provision	15,000,000.00			
Less: Virement to 18/01/002/04				
F:Bud: 12/18/4 Sub.1 dd. 2010/03/08	(60,000.00)	14,940,000.00	11,345,428.00	3,594,572.00
03 Overtime - Monthly Paid Officers				
Original Provision	10,000.00			
Add: Virement from 18/01/001/04				
F:Bud: 12/18/4 Sub.1 Vol. V dd. 2010/09/29	3,500.00	13,500.00	11,894.65	1,605.35
04 Allowances - Monthly Paid Officers				
Original Provision	1,062,000.00			
Less: Virement to 18/01/002/04 and 18/01/001/03				
F:Bud: 12/18/4 Sub.1 Vol. V dd. 2010/09/29	(8,500.00)	1,053,500.00	847,497.55	206,002.45
05 Government's Contribution to N.I.S.		850,000.00	643,928.95	206,071.05
06 Remuneration to Board Members		6,000.00	0.00	6,000.00
08 Vacant Posts - Salaries and COLA (Without Bodies)		700,000.00	0.00	700,000.00
12 Settlement of Arrears to Public Officers				
Original Provision	0.00			
Add: Virement from 18/01/005/12				
F:Bud: 12/18/4 Sub.1 dd. 2009/12/18	4,000.00			
F:Bud: 12/18/4 Sub.1 dd. 2010/03/26	3,209.00			
F:Bud: 12/18/4 Sub.1Vol. IV dd. 2010/09/29	300.00	7,509.00	7,466.55	42.45
23 Salaries-Direct Charges		900,000.00	571,022.63	328,977.37
24 Allowances-Direct Charges		166,000.00	121,200.00	44,800.00
27 Government's contribution to Group Health Insurance - Monthly Paid Officers				
Original Provision	70,000.00			
Add: Virement from 18/01/005/27				
F:Bud: 12/18/2 Sub.1 Vol. IV dd. 2010/09/23	2,000.00	72,000.00	70,362.00	1,638.00
31 Government's contribution to NIS - Direct Charges		30,000.00	16,958.91	13,041.09
Total General Administration		18,738,509.00	13,635,759.24	5,102,749.76
002 Budget Division				
01 Salaries and Cost of Living Allowance		10,900,000.00	9,175,467.08	1,724,532.92
04 Allowances - Monthly Paid Officers				
Original Provision	300,000.00			
Add: Virement from 18/01/001/01				
F:Bud: 12/18/4 Sub1 dd. 2010/03/08	60,000.00			
Add: Virement from 18/01/001/04				
F:Bud: 12/18/4 Sub1 Vol. Vdd. 2010/09/29	5,000.00	365,000.00	363,496.13	1,503.87
05 Government's Contribution to N.I.S.		700,000.00	549,256.63	150,743.37
08 Vacant posts - Salaries and COLA (without bodies)		900,000.00	0.00	900,000.00
12 Settlement of Arrears to Public Officers		0.00	0.00	0.00
27 Government's contribution to Group Health Insurance - Monthly Paid Officers		60,000.00	53,597.00	6,403.00
Total Budget Division		12,925,000.00	10,141,816.84	2,783,183.16

**APPROPRIATION ACCOUNT FOR THE FINANCIAL YEAR 2010
HEAD 18 - MINISTRY OF FINANCE - COMPTROLLER OF ACCOUNTS**

SECTION C - DETAILS OF EXPENDITURE

SUB-HEAD/ITEM/SUB-ITEM	ESTIMATES FINANCIAL YEAR 2010	ACTUAL EXPENDITURE FINANCIAL YEAR 2010	V A R I A N C E (See Note 1 for reasons for Variances)	
			LESS THAN ESTIMATES	MORE THAN ESTIMATES
\$ c	\$ c	\$ c	\$ c	\$ c
01 PERSONNEL EXPENDITURE (cont'd)				
005 Treasury Division				
01 Salaries and Cost of Living Allowance	31,000,000.00	28,847,133.36	2,152,866.64	0.00
03 Overtime - Monthly Paid Officers	9,000.00	0.00	9,000.00	0.00
04 Allowances - Monthly Paid Officers				
Original Provision	620,000.00			
Less: Virement to 18/01/009/04				
F:Bud: 12/18/2 Sub.1 dd. 2010/02/02	(188,000.00)			
Less: Virement to 18/01/009/03				
F:Bud: 12/18/4 Sub.1 dd. 2010/02/04	(15,000.00)	417,000.00	239,752.32	177,247.68
05 Government's Contribution to N.I.S.	2,300,000.00	1,875,736.50	424,263.50	0.00
08 Vacant posts - Salaries and COLA (without bodies)	3,000,000.00	0.00	3,000,000.00	0.00
12 Settlement of Arrears to Public Officers				
Original Provision	95,000.00			
Less: Virement to 18/01/001/12				
F:Bud: 12/18/4 Sub.1 dd. 2009/12/18	(4,000.00)			
F:Bud: 12/18/4 Sub.1 dd. 2010/03/26	(3,209.00)			
F:Bud: 12/18/4 Sub.1 Vol. V dd. 2010/09/29	(300.00)	87,491.00	38,089.94	49,401.06
23 Salaries - Direct Charges	187,000.00	0.00	187,000.00	0.00
24 Allowances - Direct Charges	49,000.00	0.00	49,000.00	0.00
27 Government's contribution to Group Health Insurance - Monthly Paid Officers				
Original Provision	250,000.00			
Less: Virement to 18/01/001/27				
F:Bud: 12/18/2 Sub.1 Vol. IV dd. 2010/09/23	(2,000.00)	248,000.00	212,767.00	35,233.00
31 Government's contribution to NIS - Direct Charges	4,000.00	0.00	4,000.00	0.00
Total Treasury Division	37,301,491.00	31,213,479.12	6,088,011.88	0.00
008 Investments Division				
01 Salaries and Cost of Living Allowance	6,600,000.00	4,534,360.21	2,065,639.79	0.00
05 Government's Contribution to N.I.S.	420,000.00	275,468.71	144,531.29	0.00
08 Vacant posts - Salaries and COLA (without bodies)	700,000.00	0.00	700,000.00	0.00
27 Government's contribution to Group Health Insurance - Monthly Paid Officers				
	34,000.00	25,680.00	8,320.00	0.00
Total Investments Division	7,754,000.00	4,835,508.92	2,918,491.08	0.00
009 Central Tenders Board				
01 Salaries and Cost of Living Allowance	5,200,000.00	5,151,170.71	48,829.29	0.00
03 Overtime - Monthly Paid Officers				
Original Provision	10,000.00			
Add: Virement from 18/01/005/04				
F:Bud: 12/18/4 Sub.1 dd. 2010/02/04	15,000.00	25,000.00	22,694.08	2,305.92
04 Allowances - Monthly Paid Officers				
Original Provision	150,000.00			
Add: Virement from 18/01/005/04				
F:Bud: 12/18/4 Sub.1 dd. 2010/02/02	188,000.00	338,000.00	293,214.52	44,785.48
Central Tenders Board c/f	5,563,000.00	5,467,079.31	95,920.69	0.00

APPROPRIATION ACCOUNT FOR THE FINANCIAL YEAR 2010
HEAD 18 - MINISTRY OF FINANCE - COMPTROLLER OF ACCOUNTS

SECTION C - DETAILS OF EXPENDITURE

SUB-HEAD/ITEM/SUB-ITEM	ESTIMATES FINANCIAL YEAR 2010	ACTUAL EXPENDITURE FINANCIAL YEAR 2010	V A R I A N C E (See Note 1 for reasons for Variances)	
			LESS THAN ESTIMATES	MORE THAN ESTIMATES
\$ c	\$ c	\$ c	\$ c	\$ c
b/f	5,563,000.00	5,467,079.31	95,920.69	0.00
01 PERSONNEL EXPENDITURE (cont'd)				
009 Central Tenders Board (cont'd)				
05 Government's Contribution to N.I.S.	340,000.00	328,311.45	11,688.55	0.00
06 Remuneration to Board Members	566,000.00	448,750.00	117,250.00	0.00
08 Vacant posts - Salaries and COLA (without bodies)	400,000.00	0.00	400,000.00	0.00
27 Government's contribution to Group Health Insurance - Monthly Paid Officers	35,000.00	33,425.00	1,575.00	0.00
Total Central Tenders Board	6,904,000.00	6,277,565.76	626,434.24	0.00
011 - National Insurance Appeal Board Tribunal				
01 Salaries and Cost of Living Allowance	350,000.00	283,415.93	66,584.07	0.00
05 Government's Contribution to N.I.S.	25,000.00	18,452.30	6,547.70	0.00
06 Remuneration to Board Members	500,000.00	436,400.00	63,600.00	0.00
27 Government's contribution to Group Health Insurance - Monthly Paid Officers	5,000.00	2,782.00	2,218.00	0.00
Total National Insurance Appeal Board Tribunal	880,000.00	741,050.23	138,949.77	0.00
012 Project Planning and Reconstruction Division				
01 Salaries and Cost of Living Allowance	2,240,000.00	1,605,079.43	634,920.57	0.00
05 Government's Contribution to N.I.S.	260,000.00	89,879.23	170,120.77	0.00
08 Vacant posts - Salaries and COLA (without bodies)	600,000.00	0.00	600,000.00	0.00
27 Government's contribution to Group Health Insurance - Monthly Paid Officers	20,000.00	8,066.00	11,934.00	0.00
Total Project Planning and Reconstruction Division	3,120,000.00	1,703,024.66	1,416,975.34	0.00
013 Unemployment Relief Programme				
01 Salaries and Cost of Living Allowance				
Original Provision	7,000,000.00			
Less: First Supp. General Warrant dd. 2010/01/21	(1,736,500.00)	5,263,500.00	3,251,646.19	2,011,853.81
05 Government's Contribution to N.I.S.				
Original Provision	500,000.00			
Less: First Supp. General Warrant dd. 2010/01/21	(119,000.00)	381,000.00	256,754.00	124,246.00
08 Vacant posts - Salaries and COLA (without bodies)	500,000.00	0.00	500,000.00	0.00
27 Government's contribution to Group Health Insurance - Monthly Paid Officers				
Original Provision	60,000.00			
Less: First Supp. General Warrant dd. 2010/01/21	(18,000.00)	42,000.00	30,545.00	11,455.00
Total Unemployment Relief Programme	6,186,500.00	3,538,945.19	2,647,554.81	0.00

**APPROPRIATION ACCOUNT FOR THE FINANCIAL YEAR 2010
HEAD 18 - MINISTRY OF FINANCE - COMPTROLLER OF ACCOUNTS**

SECTION C - DETAILS OF EXPENDITURE

SUB-HEAD/ITEM/SUB-ITEM	ESTIMATES FINANCIAL YEAR 2010	ACTUAL EXPENDITURE FINANCIAL YEAR 2010	V A R I A N C E (See Note 1 for reasons for Variances)	
			LESS THAN ESTIMATES	MORE THAN ESTIMATES
\$ c	\$ c	\$ c	\$ c	\$ c
02 GOODS AND SERVICES	215,629,628.00	170,594,657.77	45,034,970.23	0.00
001 General Administration				
01 Travelling and Subsistence	1,600,000.00	994,968.06	605,031.94	0.00
03 Uniforms	35,500.00	31,842.00	3,658.00	0.00
04 Electricity	3,500,000.00	3,332,615.36	167,384.64	0.00
05 Telephones	5,800,000.00	3,851,487.14	1,948,512.86	0.00
06 Water and Sewerage Rates	780,000.00	34,582.30	745,417.70	0.00
07 House Rates	418,000.00	0.00	418,000.00	0.00
08 Rent/Lease-Office Accommodation and Storage	15,653,000.00	15,641,681.46	11,318.54	0.00
09 Rent/Lease-Vehicles and Equipment Original Provision 5,000.00 Add: Virement from 18/02/001/65 F:Bud: 12/18/4 Sub1. dd. 2010/06/08 8,800.00	13,800.00	13,092.75	707.25	0.00
10 Office Stationery and Supplies	700,000.00	542,343.59	157,656.41	0.00
11 Books and Periodicals	300,000.00	265,647.30	34,352.70	0.00
12 Materials and Supplies	650,000.00	393,797.07	256,202.93	0.00
13 Maintenance of Vehicles	250,000.00	11,463.31	238,536.69	0.00
15 Repairs and Maintenance (Equipment) Original Provision 307,000.00 Add: Virement from 18/02/001/61 F:Bud: 12/18/4 Sub1Vol. V dd. 2010/09/29 26,000.00	333,000.00	295,211.39	37,788.61	0.00
16 Contract Employment	10,395,000.00	8,629,965.37	1,765,034.63	0.00
17 Training	2,000,000.00	557,923.90	1,442,076.10	0.00
19 Official Entertainment	600,000.00	47,311.48	552,688.52	0.00
21 Repairs and Maintenance-Building and Security Services - Finance Building Original Provision 6,000,000.00 Less: Virement to 18/02/001/28 F:Bud: 12/18/2 Sub1 dd. 2010/11/25 (2,914,493.00)	3,085,507.00	1,285,506.01	1,800,000.99	0.00
22 Short Term Employment	1,000,000.00	882,819.34	117,180.66	0.00
23 Fees	100,000.00	60,685.70	39,314.30	0.00
28 Other Contracted Services Original Provision 34,200,000.00 Add: Virement from 18/02/001/21- \$2,194,493.00 Add: Virement from 18/02/001/66 - \$1,293,076.00 F:Bud: 12/18/2 Sub1. dd. 2010/11/25 4,207,569.00 Add: Virement from 18/02/001/65 F:Bud: 12/18/4 Sub 2 dd. 2010/12/13 58,100.00 Add: Virement from 18/02/001/61 F:Bud: 12/18/4 Sub 1 dd. 2010/12/21 9,500.00 Less: Virement to 18/02/003/08 F:Bud: 12/18/2 Sub 1Vol. II dd. 2010/05/21 (6,654,152.00)	31,821,017.00	31,762,952.69	58,064.31	0.00
36 Extraordinary Expenditure	10,000.00	2,190.00	7,810.00	0.00
001 General Administration c/f	79,044,824.00	68,638,086.22	10,406,737.78	0.00

**APPROPRIATION ACCOUNT FOR THE FINANCIAL YEAR 2010
HEAD 18 - MINISTRY OF FINANCE - COMPTROLLER OF ACCOUNTS**

SECTION C - DETAILS OF EXPENDITURE

SUB-HEAD/ITEM/SUB-ITEM	ESTIMATES FINANCIAL YEAR 2010	ACTUAL EXPENDITURE FINANCIAL YEAR 2010	V A R I A N C E (See Note 1 for reasons for Variances)	
			LESS THAN ESTIMATES	MORE THAN ESTIMATES
	\$ c	\$ c	\$ c	\$ c
b/f	79,044,824.00	68,638,086.22	10,406,737.78	0.00
02 GOODS AND SERVICES (cont'd)				
001 General Administration (cont'd)				
37 Janitorial Services				
Original Provision	4,400,000.00			
Add: Virement from 18/02/001/65 - \$1,080,000.00				
Add: Virement from 18/02/008/28 - \$1,000,000.00				
F:Bud: 12/18/4 Sub1. dd. 2010/05/27	2,080,000.00			
Add: Virement from 18/02/001/65				
F:Bud: 12/18/4 Sub1. Temp. dd. 2010/07/05	54,000.00			
Add: Virement from 18/02/001/65				
F:Bud: 12/18/4 Sub1Vol. V dd. 2010/09/29	709,000.00	7,243,000.00	7,240,828.55	2,171.45
43 Security Services				
Original Provision	3,440,000.00			
Add: Virement from 18/02/001/65				
F:Bud: 12/18/4 Sub1Vol. V dd. 2010/09/29	508,000.00	3,948,000.00	3,639,114.37	308,885.63
57 Postage		35,000.00	26,342.57	8,657.43
58 Medical Expenses		325,000.00	3,963.36	321,036.64
60 Travelling and Subsistence -Direct Charges		128,000.00	109,190.55	18,809.45
61 Insurance				
Original Provision	1,458,000.00			
Less: Virement to 18/02/001/15				
F:Bud: 12/18/4 Sub.1 Vol. V dd. 2010/09/29	(26,000.00)			
Less: Virement to 18/02/001/28				
F:Bud: 12/18/4 Sub1. dd. 2010/12/21	(9,500.00)	1,422,500.00	1,000,640.00	421,860.00
62 Promotions, Publicity and Printing		4,000,000.00	2,912,054.01	1,087,945.99
65 Expenses of Cabinet Appointed Bodies				
Original Provision	6,000,000.00			
Less: Virement to 18/02/005/23				
F:Bud: 12/18/4 Sub. 1 Temp. dd. 2010/01/27	(3,000,000.00)			
Less: Virement to 18/02/001/37				
F:Bud: 12/18/4 Sub1. dd. 2010/05/27	(1,080,000.00)			
Less: Virement to 18/02/001/09				
F:Bud: 12/18/4 Sub1. dd. 2010/06/08	(8,800.00)			
Less: Virement to 18/02/001/37				
F:Bud: 12/18/4 Sub1. Temp. dd. 2010/07/05	(54,000.00)			
Less: Virement to 18/02/001/43 - (\$508,000.00)				
Less: Virement to 18/02/001/37 - (\$709,000.00)				
F:Bud: 12/18/4 Sub1Vol. V dd. 2010/09/29	(1,217,000.00)			
Less: Virement to 18/02/001/28				
F:Bud: 12/18/4 Sub1Vol. IV dd. 2010/12/13	(58,100.00)	582,100.00	0.00	582,100.00
66 Hosting of Conferences,Seminars and Other Functions				
Original Provision	4,000,000.00			
Less: Virement to 18/02/001/28				
F:Bud: 12/18/2 Sub. 1 dd. 2010/11/25	(1,293,076.00)	2,706,924.00	1,180,865.50	1,526,058.50
99 Employee Assistance Programme		200,000.00	2,197.50	197,802.50
Total General Administration		99,635,348.00	84,753,282.63	14,882,065.37
002 Budget Division				
01 Travelling and Subsistence		1,700,000.00	1,263,057.96	436,942.04
05 Telephones		9,000.00	0.00	9,000.00
10 Office Stationery and Supplies		350,000.00	77,551.38	272,448.62
002 Budget Division c/f		2,059,000.00	1,340,609.34	718,390.66

APPROPRIATION ACCOUNT FOR THE FINANCIAL YEAR 2010
HEAD 18 - MINISTRY OF FINANCE - COMPTROLLER OF ACCOUNTS

SECTION C - DETAILS OF EXPENDITURE

SUB-HEAD/ITEM/SUB-ITEM	ESTIMATES FINANCIAL YEAR 2010	ACTUAL EXPENDITURE FINANCIAL YEAR 2010	V A R I A N C E (See Note 1 for reasons for Variances)	
			LESS THAN ESTIMATES	MORE THAN ESTIMATES
\$ c	\$ c	\$ c	\$ c	\$ c
b/f	2,059,000.00	1,340,609.34	718,390.66	0.00
02 GOODS AND SERVICES (cont'd)				
002 Budget Division (cont'd)				
11 Books and Periodicals	9,000.00	0.00	9,000.00	0.00
12 Materials and Supplies	100,000.00	56,879.65	43,120.35	0.00
15 Repairs and Maintenance - Equipment	90,000.00	0.00	90,000.00	0.00
16 Contract Employment	1,400,000.00	0.00	1,400,000.00	0.00
17 Training	500,000.00	41,070.55	458,929.45	0.00
22 Short-term Employment	90,000.00	0.00	90,000.00	0.00
28 Other Contracted Services	40,000.00	0.00	40,000.00	0.00
66 Hosting of Conferences, Seminars and Other Functions	90,000.00	47,214.68	42,785.32	0.00
99 Employee Assistance Programme	50,000.00	0.00	50,000.00	0.00
Total Budget Division	4,428,000.00	1,485,774.22	2,942,225.78	0.00
005 Treasury Division				
01 Travelling and Subsistence				
Original Provision	1,200,000.00			
Less: Virement to 18/02/005/04 - (\$100,000.00)				
Less: Virement to 18/02/005/37 - (\$50,000.00)				
F: Bud: 12/18/4 Sub. 1 Vol. V dd. 2010/09/29	(150,000.00)	1,050,000.00	584,481.41	465,518.59
03 Uniforms		30,000.00	29,611.50	388.50
04 Electricity				
Original Provision	1,280,000.00			
Add: Virement from 18/02/005/01				
F: Bud: 12/18/4 Sub. 1 Vol. V dd. 2010/09/29	100,000.00	1,380,000.00	1,292,060.41	87,939.59
05 Telephones		2,500,000.00	1,523,084.29	976,915.71
06 Water and Sewerage Rates				
Original Provision	8,500.00			
Add: Virement from 18/02/005/17				
F: Bud: 12/18/2 Sub.1 Temp. dd. 2010/09/21	32.00	8,532.00	8,532.00	0.00
07 House Rates		6,000.00	0.00	6,000.00
08 Rent /Lease-Office Accommodation and Storage		2,700,000.00	2,262,496.20	437,503.80
10 Office Stationery and Supplies		1,000,000.00	881,640.52	118,359.48
11 Books and Periodicals		85,000.00	6,361.70	78,638.30
12 Materials and Supplies		2,000,000.00	823,325.93	1,176,674.07
13 Maintenance of Vehicles		40,000.00	31,813.26	8,186.74
15 Repairs and Maintenance - Equipment				
Original Provision	5,500,000.00			
Less: Virement to 18/02/005/57				
F: Bud: 12/18/4 Sub.1 Vol. 1 dd. 2010/06/30	(60,000.00)			
Less: Virement to 18/02/005/32				
F: Bud: 12/18/4 Sub.1 dd. 2010/06/08	(500,000.00)	4,940,000.00	3,038,512.26	1,901,487.74
16 Contract Employment		9,600,000.00	7,493,642.15	2,106,357.85
005 Treasury Division c/f	25,339,532.00	17,975,561.63	7,363,970.37	0.00

**APPROPRIATION ACCOUNT FOR THE FINANCIAL YEAR 2010
HEAD 18 - MINISTRY OF FINANCE - COMPTROLLER OF ACCOUNTS**

SECTION C - DETAILS OF EXPENDITURE

SUB-HEAD/ITEM/SUB-ITEM	ESTIMATES FINANCIAL YEAR 2010	ACTUAL EXPENDITURE FINANCIAL YEAR 2010	V A R I A N C E (See Note 1 for reasons for Variances)		
			LESS THAN ESTIMATES	MORE THAN ESTIMATES	
	\$ c	\$ c	\$ c	\$ c	
b/f		25,339,532.00	17,975,561.63	7,363,970.37	0.00
02 GOODS AND SERVICES (cont'd)					
005 Treasury Division (cont'd)					
17 Training					
Original Provision	1,000,000.00				
Less: Virement to 18/02/005/23					
F:Bud: 12/18/4 Sub.1 Vol. 111 dd. 2010/04/27	(15,000.00)				
Less: Virement to 18/02/005/36					
F:Bud: 12/18/4 Sub.1 Temp. dd. 2010/08/30	(10,000.00)				
Less: Virement to 18/02/005/06					
F:Bud: 12/18/2 Sub.1 Temp. dd. 2010/09/21	(32.00)	974,968.00	202,831.32	772,136.68	0.00
21 Repairs and Maintenance-Buildings		1,398,000.00	882,179.82	515,820.18	0.00
22 Short Term Employment		284,000.00	0.00	284,000.00	0.00
23 Fees					
Original Provision	15,000.00				
Add: Virement from 18/02/001/65 - \$3,000,000.00					
Add: Virement from 18/02/008/28 - \$2,669,474.00					
F:Bud: 12/18/4 Sub.1 Temp.dd. 2010/01/27	5,669,474.00				
Add: Virement from 18/02/005/17					
F:Bud: 12/18/4 Sub.1 Vol. 111 dd. 2010/04/27	15,000.00				
Add: Virement from 18/02/005/28					
F:Bud: 12/18/4 Sub.1 dd. 2010/12/03	3,000.00	5,702,474.00	5,702,039.91	434.09	0.00
25 Audit of Overseas Missions		100,000.00	0.00	100,000.00	0.00
27 Official Overseas Travel		3,000,000.00	1,394,767.60	1,605,232.40	0.00
28 Other Contracted Services					
Original Provision	2,600,000.00				
Less: Virement to 18/02/005/23					
F:Bud: 12/18/4 Sub.1 dd. 2010/12/03	(3,000.00)				
Less: Virement to 18/02/005/28					
F:Bud: 12/18/4 Sub.1 dd. 2011/01/28	(230,000.00)	2,367,000.00	1,815,834.43	551,165.57	0.00
29 Losses on Foreign Currency Conversion					
Original Provision	1,000,000.00				
Add: Virement from 18/02/005/28					
F:Bud: 12/18/4 Sub.1 dd. 2011/01/28	230,000.00	1,230,000.00	1,229,531.37	468.63	0.00
30 Government Vehicles Insurance Premium		1,700,000.00	1,582,375.41	117,624.59	0.00
32 Losses of Public Money					
Original Provision	100,000.00				
Add: Virement from 18/02/005/15					
F:Bud: 12/18/4 Sub.1 Vol 1 dd. 2010/06/30	500,000.00	600,000.00	465,851.00	134,149.00	0.00
36 Extraordinary Expenditure					
Original Provision	0.00				
Add: Virement from 18/02/005/17					
F:Bud: 12/18/4 Sub.1 Temp. dd. 2010/08/30	10,000.00	10,000.00	8,461.74	1,538.26	0.00
37 Janitorial Services					
Original Provision	393,000.00				
Add: Virement from 18/02/005/01					
F:Bud: 12/18/4 Sub.1 Vol. V dd. 2010/09/29	50,000.00	443,000.00	399,987.28	43,012.72	0.00
43 Security Services		1,428,000.00	1,233,555.20	194,444.80	0.00
56 Loss of Public Monies on payment to Pensioners through Banks		500,000.00	231,188.23	268,811.77	0.00
57 Postage					
Original Provision	60,000.00				
Add: Virement from 18/02/005/15					
F:Bud: 12/18/4 Sub.1 Vol 1 dd. 2010/06/30	60,000.00	120,000.00	88,972.50	31,027.50	0.00
005 Treasury Division c/f		45,196,974.00	33,213,137.44	11,983,836.56	0.00

**APPROPRIATION ACCOUNT FOR THE FINANCIAL YEAR 2010
HEAD 18 - MINISTRY OF FINANCE - COMPTROLLER OF ACCOUNTS**

SECTION C - DETAILS OF EXPENDITURE

SUB-HEAD/ITEM/SUB-ITEM	ESTIMATES FINANCIAL YEAR 2010	ACTUAL EXPENDITURE FINANCIAL YEAR 2010	V A R I A N C E (See Note 1 for reasons for Variances)	
			LESS THAN ESTIMATES	MORE THAN ESTIMATES
	\$ c	\$ c	\$ c	\$ c
b/f	45,196,974.00	33,213,137.44	11,983,836.56	0.00
02 GOODS AND SERVICES (cont'd)				
005 Treasury Division (cont'd)				
58 Medical Expenses	50,000.00	0.00	50,000.00	0.00
60 Travelling and Subsistence - Direct Charges	27,000.00	0.00	27,000.00	0.00
61 Insurance	1,000,000.00	0.00	1,000,000.00	0.00
62 Promotions, Publicity and Printing	300,000.00	207,405.96	92,594.04	0.00
66 Hosting of Seminars, Conferences and Other Functions	380,000.00	205,503.02	174,496.98	0.00
92 Claims for Payment in respect of Void Cheques				
Original Provision	8,000,000.00			
Add: Transfer of funds from 18/04/007/06				
F: Bud: 12/18/4 Sub.1 dd. 2010/01/04	30,000,000.00	37,998,781.46	1,218.54	0.00
99 Employee Assistance Programme	50,000.00	1,207.50	48,792.50	0.00
Total Treasury Division	85,003,974.00	71,626,035.38	13,377,938.62	0.00
008 Investments Division				
01 Travelling and Subsistence	700,000.00	331,178.44	368,821.56	0.00
03 Uniforms	12,380.00	10,930.00	1,450.00	0.00
10 Office Stationery and Supplies	120,000.00	66,726.30	53,273.70	0.00
11 Books & Periodicals	20,000.00	14,969.95	5,030.05	0.00
12 Materials and Supplies	230,000.00	86,299.97	143,700.03	0.00
13 Maintenance of Vehicles	50,000.00	5,436.59	44,563.41	0.00
15 Repairs and Maintenance - Equipment	70,000.00	10,321.25	59,678.75	0.00
16 Contract Employment	2,600,000.00	2,113,309.00	486,691.00	0.00
17 Training	200,000.00	125,837.60	74,162.40	0.00
28 Other Contracted Services				
Original Provision	10,000,000.00			
Less: Virement to 18/02/005/23				
F: Bud: 12/18/4 Sub. 1 Temp. dd. 2010/01/27	(2,669,474.00)			
Less: Virement to 18/02/001/37				
F: Bud: 12/18/4 Sub1. dd. 2010/05/27	(1,000,000.00)	6,330,526.00	4,512,154.75	1,818,371.25
57 Postage	5,000.00	2,252.00	2,748.00	0.00
65 Expenses of Cabinet Appointed Bodies				
Original Provision	4,000,000.00			
Less: Virement to 18/02/011/43				
F: Bud: 12/18/4 Sub. 1 Vol. 111 dd. 2010/04/27	(145,000.00)			
Less: Virement to 18/02/011/01- (\$30,000.00)				
Less: Virement to 18/02/011/05- (\$50,000.00)				
Less: Virement to 18/02/011/37- (\$3,000.00)				
F: Bud: 12/18/4 Sub1. Temp. dd. 2010/07/05	(83,000.00)	3,772,000.00	908,170.18	2,863,829.82
66 Hosting of Conferences, Seminars and Other Functions	400,000.00	209,378.85	190,621.15	0.00
99 Employee Assistance Programme	31,500.00	0.00	31,500.00	0.00
Total Investments Division	14,541,406.00	8,396,964.88	6,144,441.12	0.00

**APPROPRIATION ACCOUNT FOR THE FINANCIAL YEAR 2010
HEAD 18 - MINISTRY OF FINANCE - COMPTROLLER OF ACCOUNTS**

SECTION C - DETAILS OF EXPENDITURE

SUB-HEAD/ITEM/SUB-ITEM	ESTIMATES FINANCIAL YEAR 2010	ACTUAL EXPENDITURE FINANCIAL YEAR 2010	V A R I A N C E (See Note 1 for reasons for Variances)		
			LESS THAN ESTIMATES	MORE THAN ESTIMATES	
	\$ c	\$ c	\$ c	\$ c	
009 Central Tenders Board					
01 Travelling and Subsistence		300,000.00	258,843.44	41,156.56	0.00
03 Uniforms		12,000.00	10,260.00	1,740.00	0.00
04 Electricity		285,000.00	222,604.54	62,395.46	0.00
05 Telephones		300,000.00	197,465.27	102,534.73	0.00
08 Rent /Lease - Office Accommodation and Storage					
Original Provision	2,520,000.00				
Less: Virement to 18/02/009/11- (\$10,000.00)					
Less: Virement to 18/02/009/13- (\$15,000.00)					
F:Bud: 12/18/4 Sub. 1 dd. 2010/04/06	(25,000.00)				
Less: Virement to 18/02/009/66					
F:Bud: 12/18/4 Sub. 1 Vol. 1 Temp. dd 2010/05/14	(11,000.00)				
Less: Virement to 18/02/009/15					
F:Bud: 12/18/4 Sub.1 dd. 2010/07/15	(12,500.00)				
Less: Virement to 18/02/009/10 - (\$24,000.00)					
Less: Virement to 18/02/009/13 - (\$10,500.00)					
F:Bud: 12/18/4 Sub.1Temp. dd. 2010/08/23	(34,500.00)	2,437,000.00	1,186,800.00	1,250,200.00	0.00
10 Office Stationery and Supplies					
Original Provision	85,000.00				
Add: Virement from 18/02/009/08					
F:Bud: 12/18/4 Sub.1Temp. dd. 2010/08/23	24,000.00	109,000.00	108,726.57	273.43	0.00
11 Books and Periodicals					
Original Provision	10,000.00				
Add: Virement from 18/02/009/08					
F:Bud: 12/18/4 Sub.1 dd. 2010/04/06	10,000.00	20,000.00	11,999.20	8,000.80	0.00
12 Materials and Supplies		48,000.00	35,273.49	12,726.51	0.00
13 Maintenance of Vehicles					
Original Provision	22,000.00				
Add: Virement from 18/02/009/08					
F:Bud: 12/18/4 Sub. 1 dd. 2010/04/06	15,000.00				
Add: Virement from 18/02/009/08					
F:Bud: 12/18/4 Sub.1 Temp. dd. 2010/08/23	10,500.00	47,500.00	39,372.63	8,127.37	0.00
15 Repairs and Maintenance - Equipment					
Original Provision	20,000.00				
Add: Virement from 18/02/009/08					
F:Bud: 12/18/4 Sub. 1 dd. 2010/07/15	12,500.00	32,500.00	24,880.25	7,619.75	0.00
16 Contract Employment		800,000.00	0.00	800,000.00	0.00
17 Training		600,000.00	196,242.51	403,757.49	0.00
22 Short Term Employment		20,000.00	0.00	20,000.00	0.00
37 Janitorial Services		59,000.00	42,191.30	16,808.70	0.00
57 Postage		9,000.00	248.00	8,752.00	0.00
62 Promotions, Publicity and Printing		90,000.00	26,226.43	63,773.57	0.00
66 Hosting of Conferences, Seminars and Other Functions					
Original Provision	30,000.00				
Add: Virement from 18/02/009/08					
F:Bud: 12/18/4 Sub1Vol. 1 Temp. dd. 2010/05/14	11,000.00	41,000.00	40,994.52	5.48	0.00
99 Employee Assistance Programme		20,000.00	0.00	20,000.00	0.00
Total Central Tenders Board		5,230,000.00	2,402,128.15	2,827,871.85	0.00

APPROPRIATION ACCOUNT FOR THE FINANCIAL YEAR 2010
HEAD 18 - MINISTRY OF FINANCE - COMPTROLLER OF ACCOUNTS

SECTION C - DETAILS OF EXPENDITURE

SUB-HEAD/ITEM/SUB-ITEM	ESTIMATES FINANCIAL YEAR 2010	ACTUAL EXPENDITURE FINANCIAL YEAR 2010	V A R I A N C E (See Note 1 for reasons for Variances)	
			LESS THAN ESTIMATES	MORE THAN ESTIMATES
\$ c	\$ c	\$ c	\$ c	\$ c
011 National Insurance Appeal Board Tribunal				
01 Travelling and Subsistence				
Original Provision	100,000.00			
Add: Virement from 18/02/008/65				
F: Bud: 12/18/4 Sub1. Temp. dd. 2010/07/05	30,000.00	130,000.00	121,312.29	8,687.71
03 Uniforms		1,600.00	1,465.00	135.00
04 Electricity		66,000.00	0.00	66,000.00
05 Telephones				
Original Provision	31,200.00			
Add: Virement from 18/02/011/62				
F: Bud: 12/18/2 Sub1 dd. 2009/11/18	100,000.00			
Add: Virement from 18/02/008/65				
F: Bud: 12/18/4 Sub1. Temp. dd. 2010/07/05	50,000.00	181,200.00	122,463.83	58,736.17
08 Rent /Lease-Office Accommodation and Storage		304,000.00	0.00	304,000.00
10 Office Stationery and Supplies		16,800.00	11,953.78	4,846.22
11 Books and Periodicals		13,800.00	522.00	13,278.00
12 Materials and Supplies		30,000.00	4,476.00	25,524.00
15 Repairs and Maintenance - Equipment		9,200.00	6,037.50	3,162.50
17 Training		30,000.00	20,000.00	10,000.00
37 Janitorial Services				
Original Provision	75,000.00			
Add: Virement from 18/02/008/65				
F: Bud: 12/18/4 Sub1. Temp. dd. 2010/07/05	3,000.00	78,000.00	77,724.64	275.36
43 Security Services				
Original Provision	40,000.00			
Add: Virement from 18/02/008/65				
F: Bud: 12/18/4 Sub1 Vol. 111 dd. 2010/04/27	145,000.00			
Add: Virement from 18/02/012/16				
F: Bud: 12/18/4 Sub1 Vol 1V dd. 2010/09/30	5,000.00	190,000.00	181,848.35	8,151.65
57 Postage		2,400.00	876.00	1,524.00
62 Promotion, Publicity and Printing				
Original Provision	196,000.00			
Less: Virement to 18/02/011/05				
F: Bud: 12/18/2 Sub1 dd. 2009/11/18	(100,000.00)	96,000.00	0.00	96,000.00
99 Employee Assistance Programme		1,000.00	0.00	1,000.00
Total National Insurance Appeal Board Tribunal		1,150,000.00	548,679.39	601,320.61
012 Project Planning and Reconstruction Division				
01 Travelling and Subsistence		400,000.00	190,627.51	209,372.49
03 Uniforms		13,000.00	0.00	13,000.00
05 Telephones		20,000.00	13,679.50	6,320.50
10 Office Stationery and Supplies		100,000.00	99,725.21	274.79
Project Planning and Reconstruction Division c/f		533,000.00	304,032.22	228,967.78

APPROPRIATION ACCOUNT FOR THE FINANCIAL YEAR 2010
HEAD 18 - MINISTRY OF FINANCE - COMPTROLLER OF ACCOUNTS

SECTION C - DETAILS OF EXPENDITURE

SUB-HEAD/ITEM/SUB-ITEM	ESTIMATES FINANCIAL YEAR 2010	ACTUAL EXPENDITURE FINANCIAL YEAR 2010	V A R I A N C E (See Note 1 for reasons for Variances)	
			LESS THAN ESTIMATES	MORE THAN ESTIMATES
\$ c	\$ c	\$ c	\$ c	\$ c
b/f	533,000.00	304,032.22	228,967.78	0.00
02 GOODS AND SERVICES (cont'd)				
012 Project Planning and Reconstruction Division (cont'd)				
11 Books and Periodicals	15,000.00	0.00	15,000.00	0.00
12 Materials and Supplies	23,000.00	7,477.00	15,523.00	0.00
15 Repairs and Maintenance - Equipment	36,000.00	18,401.00	17,599.00	0.00
16 Contract Employment				
Original Provision	900,000.00			
Less: Virement to 18/02/011/43				
F: Bud: 12/18/4 Sub1 Vol. IV dd. 2010/09/30	(5,000.00)	895,000.00	895,000.00	0.00
17 Training	200,000.00	3,450.00	196,550.00	0.00
27 Official Overseas Travel	0.00	0.00	0.00	0.00
28 Other Contracted Services	62,400.00	16.10	62,383.90	0.00
62 Promotions, Publicity and Painting	60,000.00	0.00	60,000.00	0.00
Total Project Planning and Reconstruction Division	1,824,400.00	333,376.32	1,491,023.68	0.00
013 Unemployment Relief Programme				
01 Travelling and Subsistence				
Original Provision	1,500,000.00			
Less: First Supp. General Warrant dd. 2011/01/21	(309,300.00)	1,190,700.00	420,952.77	769,747.23
03 Uniforms				
Original Provision	33,000.00			
Less: First Supp. General Warrant dd. 2011/01/21	(3,100.00)	29,900.00	0.00	29,900.00
08 Rent /Lease-Office Accommodation and Storage				
Original Provision	2,500,000.00			
Less: First Supp. General Warrant dd. 2011/01/21	(874,000.00)	1,626,000.00	597,233.48	1,028,766.52
10 Office Stationery and Supplies				
Original Provision	190,000.00			
Less: First Supp. General Warrant dd. 2011/01/21	(46,600.00)	143,400.00	30,230.55	113,169.45
11 Books and Periodicals		10,000.00	0.00	10,000.00
12 Materials and Supplies		97,000.00	0.00	97,000.00
13 Maintenance of vehicles		430,000.00	0.00	430,000.00
15 Repairs and Maintenance - Equipment		50,000.00	0.00	50,000.00
17 Training				
Original Provision	150,000.00			
Less: First Supp. General Warrant dd. 2011/01/21	(12,500.00)	137,500.00	0.00	137,500.00
013 Unemployment Relief Programme c/f		3,714,500.00	1,048,416.80	2,666,083.20

**APPROPRIATION ACCOUNT FOR THE FINANCIAL YEAR 2010
HEAD 18 - MINISTRY OF FINANCE - COMPTROLLER OF ACCOUNTS**

SECTION C - DETAILS OF EXPENDITURE

SUB-HEAD/ITEM/SUB-ITEM	ESTIMATES FINANCIAL YEAR 2010	ACTUAL EXPENDITURE FINANCIAL YEAR 2010	V A R I A N C E (See Note 1 for reasons for Variances)	
			LESS THAN ESTIMATES	MORE THAN ESTIMATES
\$ c	\$ c	\$ c	\$ c	\$ c
b/f	3,714,500.00	1,048,416.80	2,666,083.20	0.00
02 GOODS AND SERVICES (cont'd)				
013 Unemployment Relief Programme (cont'd)				
21 Repairs and Maintenance - Buildings	100,000.00	0.00	100,000.00	0.00
57 Postage	2,000.00	0.00	2,000.00	0.00
Total Unemployment Relief Programme	3,816,500.00	1,048,416.80	2,768,083.20	0.00
03 MINOR EQUIPMENT PURCHASES	3,679,800.00	921,353.35	2,758,446.65	0.00
001 General Administration				
01 Vehicles	0.00	0.00	0.00	0.00
02 Office Equipment	500,000.00	2,086.10	497,913.90	0.00
03 Furniture and Furnishings				
Original Provision	250,000.00			
Less: Virement to 18/03/001/04				
F:Bud: 12/18/2 Sub1 Vol. IV dd. 2010/08/09	(8,100.00)	241,900.00	58,055.14	183,844.86
04 Other Minor Equipment				
Original Provision	40,000.00			
Add: Virement from 18/03/001/03				
F:Bud: 12/18/2 Sub1 Vol. IV dd. 2010/08/09	8,100.00	48,100.00	12,330.35	35,769.65
Total General Administration	790,000.00	72,471.59	717,528.41	0.00
002 Budget Division				
02 Office Equipment				
Original Provision	390,000.00			
Less: Virement to 18/03/002/04				
F:Bud: 12/18/4 Sub1 dd. 2010/03/26	(5,500.00)			
Less: Virement to 18/03/002/04				
F:Bud: 12/18/4 Sub1 dd. 2010/04/29	(1,100.00)	383,400.00	180,037.48	203,362.52
03 Furniture and Furnishings		130,000.00	76,085.12	53,914.88
04 Other Minor Equipment				
Original Provision	0.00			
Add: Virement from 18/03/002/02				
F:Bud: 12/18/4 Sub1 dd. 2010/03/26	5,500.00			
Add: Virement from 18/03/002/02				
F:Bud: 12/18/4 Sub1 dd. 2010/04/29	1,100.00	6,600.00	6,536.60	63.40
Total Budget Division	520,000.00	262,659.20	257,340.80	0.00
005 Treasury Division				
01 Vehicles	0.00	0.00	0.00	0.00
02 Office Equipment	1,000,000.00	409,944.74	590,055.26	0.00
03 Furniture and Furnishings	300,000.00	47,633.15	252,366.85	0.00
04 Other Minor Equipment	50,000.00	23,596.85	26,403.15	0.00
Total Treasury Division	1,350,000.00	481,174.74	868,825.26	0.00
08 Investment Division				
02 Office Equipment	207,000.00	0.00	207,000.00	0.00
03 Furniture & Furnishings	200,000.00	0.00	200,000.00	0.00
04 Other Minor Equipment	3,800.00	2,512.75	1,287.25	0.00
Total Investments Division	410,800.00	2,512.75	408,287.25	0.00

**APPROPRIATION ACCOUNT FOR THE FINANCIAL YEAR 2010
HEAD 18 - MINISTRY OF FINANCE - COMPTROLLER OF ACCOUNTS**

SECTION C - DETAILS OF EXPENDITURE

SUB-HEAD/ITEM/SUB-ITEM	ESTIMATES FINANCIAL YEAR 2010	ACTUAL EXPENDITURE FINANCIAL YEAR 2010	V A R I A N C E (See Note 1 for reasons for Variances)	
			LESS THAN ESTIMATES	MORE THAN ESTIMATES
\$ c	\$ c	\$ c	\$ c	\$ c
03 MINOR EQUIPMENT PURCHASES				
009 Central Tenders Board				
02 Office Equipment				
Original Provision	38,000.00			
Less: Virement to 18/03/009/03				
F:Bud: 12/18/4 Sub1Temp.dd. 2010/08/23	(26,000.00)	12,000.00	11,457.45	542.55
03 Furniture and Furnishings				
Original Provision	47,000.00			
Add: Virement from 18/03/009/02				
F:Bud: 12/18/4 Sub1 Temp. dd. 2010/08/23	26,000.00			
Add: Virement from 18/03/009/04				
F:Bud: 12/18/4 Sub1 Temp. dd. 2010/08/23	17,000.00	90,000.00	88,831.67	1,168.33
04 Other Minor Equipment				
Original Provision	19,000.00			
Less: Virement to 18/03/009/03				
F:Bud: 12/18/4 Sub1Temp.dd. 2010/08/23	(17,000.00)	2,000.00	405.95	1,594.05
Total Central Tenders Board		104,000.00	100,695.07	3,304.93
011 National Insurance Appeal Board Tribunal				
02 Office Equipment		31,000.00	0.00	31,000.00
03 Furniture and Furnishings		55,000.00	0.00	55,000.00
04 Other Minor Equipment		5,000.00	0.00	5,000.00
Total National Insurance Appeal Board Tribunal		91,000.00	0.00	91,000.00
012 Project Planning and Reconstruction Division				
02 Office Equipment		100,000.00	0.00	100,000.00
03 Furniture and Furnishings		50,000.00	0.00	50,000.00
04 Other Minor Equipment		6,000.00	1,840.00	4,160.00
Total Project Planning and Reconstruction Division		156,000.00	1,840.00	154,160.00
013 Unemployment Relief Programme				
02 Office Equipment		128,000.00	0.00	128,000.00
03 Furniture and Furnishings		90,000.00	0.00	90,000.00
04 Other Minor Equipment		40,000.00	0.00	40,000.00
Total Unemployment Relief Programme		258,000.00	0.00	258,000.00
04 CURRENT TRANSFERS AND SUBSIDIES				
001 Regional Bodies				
General Administration				
06 Trinidad & Tobago Contribution to the Caricom Regional Organisation Of Standards and Quantity (CROSQ)				
Original Provision	1,000,000.00			
Add: Virement from 18/04/011/65				
F:Bud: 12/18/4 Sub.1 dd. 2010/04/09	638,000.00	1,638,000.00	1,614,885.70	23,114.30
Total General Administration		1,638,000.00	1,614,885.70	23,114.30

**APPROPRIATION ACCOUNT FOR THE FINANCIAL YEAR 2010
HEAD 18 - MINISTRY OF FINANCE - COMPTROLLER OF ACCOUNTS**

SECTION C - DETAILS OF EXPENDITURE

SUB-HEAD/ITEM/SUB-ITEM	ESTIMATES FINANCIAL YEAR 2010	ACTUAL EXPENDITURE FINANCIAL YEAR 2010	V A R I A N C E (See Note 1 for reasons for Variances)	
			LESS THAN ESTIMATES	MORE THAN ESTIMATES
\$ c	\$ c	\$ c	\$ c	\$ c
04 CURRENT TRANSFERS AND SUBSIDIES (cont'd)				
001 Regional Bodies (cont'd)				
Treasury Division				
01 Contribution to Caribbean Development Bank	15,400,000.00	0.00	15,400,000.00	0.00
03 Caribbean Association of Insurance Regulators (C.A.I.R.)	1,000.00	0.00	1,000.00	0.00
07 Contribution to Caribbean Regional Technical Assistance Centre (CARTAC)	128,000.00	95,401.50	32,598.50	0.00
10 Disaster Relief for the Caribbean	0.00	0.00	0.00	0.00
12 Caribbean Catastrophe Risk Insurance Facility	41,225,000.00	28,574,543.65	12,650,456.35	0.00
Total Treasury Division	56,754,000.00	28,669,945.15	28,084,054.85	0.00
Total Regional Bodies	58,392,000.00	30,284,830.85	28,107,169.15	0.00
004 International Bodies				
Treasury Division				
03 Expenses in connection with International Financial Institutions	15,200,000.00	0.00	15,200,000.00	0.00
Total Treasury Division	15,200,000.00	0.00	15,200,000.00	0.00
General Administration				
05 International Association of Insurance Supervisors	32,000.00	0.00	32,000.00	0.00
Total General Administration	32,000.00	0.00	32,000.00	0.00
Total International Bodies	15,232,000.00	0.00	15,232,000.00	0.00
005 Non-Profit Institutions				
Treasury Division				
01 Grant of Loans and Expenses in connection with Cultural Events and to Cultural and Social Bodies	150,000.00	0.00	150,000.00	0.00
Total Treasury Division	150,000.00	0.00	150,000.00	0.00
Total Non-Profit Institutions	150,000.00	0.00	150,000.00	0.00
007 Households				
Treasury Division				
01 Refunds of Contributions to Widows' and Orphans' Pension Scheme and Expenses of Committee Original Provision	0.00			
Add: Virement from 18/04/009/07				
F:Bud: 12/18/2 Sub. 1 dd. 2009/10/19	200,000.00	200,000.00	40,119.54	159,880.46
02 Ex- Gratia Awards Original Provision	200,000.00			
Add: Virement from 18/04/009/07				
F:Bud: 12/18/4 Sub. 1 dd. 2009/12/23	400,000.00	600,000.00	477,800.00	122,200.00
03 Workmen's Compensation Ordinance - Injuries to Workmen		250,000.00	0.00	250,000.00
04 State Liability and Proceeding Act Chap. 8:02 Sec. 27(3) Original Provision	35,000,000.00			
Add: Virement from 18/04/007/06				
F:Bud: 12/18/4 Sub. 1 Temp. dd. 2010/08/26	30,000,000.00			
Add: Virement from 18/04/007/06				
F:Bud: 12/18/2 Sub. 1 Temp. dd. 2010/09/21	7,000,000.00	72,000,000.00	70,322,433.56	1,677,566.44
Treasury Division c/f		73,050,000.00	70,840,353.10	2,209,646.90

**APPROPRIATION ACCOUNT FOR THE FINANCIAL YEAR 2010
HEAD 18 - MINISTRY OF FINANCE - COMPTROLLER OF ACCOUNTS**

SECTION C - DETAILS OF EXPENDITURE

SUB-HEAD/ITEM/SUB-ITEM	ESTIMATES FINANCIAL YEAR 2010	ACTUAL EXPENDITURE FINANCIAL YEAR 2010	V A R I A N C E (See Note 1 for reasons for Variances)	
			LESS THAN ESTIMATES	MORE THAN ESTIMATES
	\$ c	\$ c	\$ c	\$ c
b/f	73,050,000.00	70,840,353.10	2,209,646.90	0.00
04 CURRENT TRANSFERS AND SUBSIDIES				
007 Households				
Treasury Division				
06 Food Price Support Programme				
Original Provision	250,000,000.00			
Less: Transfer to 18/02/005/92				
F: Bud: 12/18/4 Sub. 1 dd. 2010/04/01	(30,000,000.00)			
Less: Virement to 18/04/007/08				
F: Bud: 12/18/4 Sub. 1 Temp. dd. 2010/06/16	(4,000,000.00)			
Less: Virement to 18/04/007/04				
F: Bud: 12/18/4 Sub. 2 dd. 2010/08/26	(30,000,000.00)			
Less: Virement to 18/04/007/04				
F: Bud: 12/18/4 Sub. 2 dd. 2010/09/21	(7,000,000.00)			
Less: Transfer to 18/07/009/01				
Ministerial Minute No. 166/2010 dd 2010/09/29	(9,053,539.00)			
Less: Virement to 18/04/007/13				
F: Bud: 12/18/4 Sub. 2 dd. 2010/09/30	(60,271.00)			
Less: Virement to 18/04/007/13				
F: Bud: 12/18/4 Sub. 1 dd. 2011/01/28	(17.00)	169,886,173.00	129,000,000.00	40,886,173.00
08 UNIMED Group Health Plan - Monthly Paid Officers				
Original Provision	0.00			
Add: Virement from 18/04/007/06				
F: Bud: 12/18/4 Sub. 1 Temp dd. 2010/06/16	4,000,000.00	4,000,000.00	4,000,000.00	0.00
10 Support for the Acquisition of Housing				
Original Provision	200,000,000.00			
Less: Transfer of funds to 18/07/009/01				
Ministerial Minute No. 166/2010 dd 2010/09/29	(200,000,000.00)	0.00	0.00	0.00
12 National Smart Card System		0.00	0.00	0.00
13 Debit Card System for URP Employees				
Original Provision	3,000,000.00			
Add: Virement of Funds from 18/04/007/06				
Ref. F: Bud: 12/18/4 Sub. 1 Vol. IV dd 30/09/2010	60,271.00			
Add: Virement of Funds from 18/04/007/06				
Ref. F: Bud: 12/18/4 Sub. 1 dd. 2011/01/28	17.00			
Less: First Supp. General Warrant dd. 2011/01/21	(2,331,700.00)	728,588.00	728,587.80	0.20
14 Contribution by the Prime Minister, Ministers and Members of Parliament to the Children's Development Fund				
Original Provision	0.00			
Add: Virement of Funds from 18/04/009/07				
Ref. F: Bud: 12/18/04 dd. 2010/07/28	7,000.00	7,000.00	6,600.00	400.00
Total Treasury Division		247,671,761.00	204,575,540.90	43,096,220.10
Total Households		247,671,761.00	204,575,540.90	43,096,220.10
009 Other Transfers				
General Administration				
01 Securities and Exchange Commission		25,358,135.00	25,358,135.00	0.00
Total General Administration		25,358,135.00	25,358,135.00	0.00
Treasury Division				
03 Central Bank of Trinidad and Tobago - Increase in Authorised Capital		0.00	0.00	0.00
04 Expenses - Open Market Operations		1,000,000.00	0.00	1,000,000.00
05 Refund of Revenue collected for previous years		8,000,000.00	3,390,214.42	4,609,785.58
Treasury Division c/f		9,000,000.00	3,390,214.42	5,609,785.58

**APPROPRIATION ACCOUNT FOR THE FINANCIAL YEAR 2010
HEAD 18 - MINISTRY OF FINANCE - COMPTROLLER OF ACCOUNTS**

SECTION C - DETAILS OF EXPENDITURE

SUB-HEAD/ITEM/SUB-ITEM	ESTIMATES FINANCIAL YEAR 2010	ACTUAL EXPENDITURE FINANCIAL YEAR 2010	V A R I A N C E (See Note 1 for reasons for Variances)	
			LESS THAN ESTIMATES	MORE THAN ESTIMATES
	\$ c	\$ c	\$ c	\$ c
b/f	9,000,000.00	3,390,214.42	5,609,785.58	0.00
04 CURRENT TRANSFERS AND SUBSIDIES				
009 Other Transfers				
Treasury Division				
07 Disaster Relief Fund for Downtown Owners and Merchants				
Original Provision	7,500,000.00			
Less: Virement to 18/04/007/01				
F:Bud: 12/18/2 Sub 1 dd. 2009/10/19	(200,000.00)			
Less: Virement to 18/04/007/02				
F:Bud: 12/18/4 Sub. 1 dd. 2009/12/23	(400,000.00)			
Less: Virement to 18/04/007/14				
F:Bud: 12/18/4 Sub. 2 dd. 2010/07/28	(7,000.00)	6,893,000.00	1,343.53	6,891,656.47
11 Infrastructure Development Fund		1,150,000,000.00	1,150,000,000.00	0.00
13 Heritage & Stabilization Fund - Direct Charges				
Original Provision	0.00			
Add: 2nd Suppl. Warrant dd. 2010/04/28	659,770,446.00			
Add: 3rd Suppl. Warrant dd. 2010/06/07	1,415,359,543.00			
Add: 5th Suppl. Warrant dd. 2010/09/30	951,321,338.00	3,026,451,327.00	3,026,451,327.00	0.00
14 Training Fund-Daily Rated Workers		1,000,000.00	0.00	1,000,000.00
17 Government Assistance for Tuition Expenses Fund (GATE)		625,000,000.00	625,000,000.00	0.00
19 CARICOM Petroleum Fund		318,000,000.00	100,000,000.00	218,000,000.00
20 Accident Victims Compensation Fund		138,300,000.00	138,300,000.00	0.00
22 Heritage and Stabilization Fund - Operational Expenses		941,885.00	0.00	941,885.00
24 Contribution to the National Financial Literacy Programme		5,000,000.00	0.00	5,000,000.00
Total Treasury Division		5,280,586,212.00	5,043,142,884.95	237,443,327.05
Total Other Transfers		5,305,944,347.00	5,068,501,019.95	237,443,327.05
011 Transfers to State Enterprises				
01 Trinidad and Tobago (BWIA) Airways				
Original Provision	1,500,000.00			
Less: Virement to 18/04/011/73				
F:Bud: 12/18/4 Sub.1 Vol. 1 dd. 2010/05/20	(1,262,000.00)	238,000.00	0.00	238,000.00
05 B.W.I.A.West Indies Airways Ltd.		1,500,000.00	1,000,000.00	500,000.00
06 Urban Development Corporation of T&T		0.00	0.00	0.00
15 West Indies Shipping Corporation				
Original Provision	925,000.00			
Less: Virement to 18/04/011/57				
F:Bud: 12/18/2 Sub.1 Vol. IV dd. 2010/09/29	(117,600.00)	807,400.00	807,399.14	0.86
23 Agricultural Development Bank		75,000,000.00	75,000,000.00	0.00
25 Trinidad and Tobago Forest Products Co. Ltd.				
Original Provision	2,500,000.00			
Add: Virement from 18/04/011/65				
F:Bud: 12/18/4 Sub. 1 dd. 2010/05/10	20,000.00	2,520,000.00	2,520,000.00	0.00
26 Trinidad and Tobago Mortgage Finance Co. Ltd				
Original Provision	29,500,000.00			
Less: Virement to 18/04/011/40				
F:Bud: 12/18/4 Sub.1 dd. 2009/12/18	(17,000,000.00)	12,500,000.00	4,383,616.44	8,116,383.56
Treasury Division c/f		92,565,400.00	83,711,015.58	8,854,384.42

**APPROPRIATION ACCOUNT FOR THE FINANCIAL YEAR 2010
HEAD 18 - MINISTRY OF FINANCE - COMPTROLLER OF ACCOUNTS**

SECTION C - DETAILS OF EXPENDITURE

SUB-HEAD/ITEM/SUB-ITEM	ESTIMATES FINANCIAL YEAR 2010	ACTUAL EXPENDITURE FINANCIAL YEAR 2010	V A R I A N C E (See Note 1 for reasons for Variances)		
			LESS THAN ESTIMATES	MORE THAN ESTIMATES	
	\$ c	\$ c	\$ c	\$ c	
b/f		92,565,400.00	83,711,015.58	8,854,384.42	0.00
04 CURRENT TRANSFERS AND SUBSIDIES					
011 Transfers to State Enterprises					
29 National Broadcasting Network					
Original Provision	1,971,800.00				
Less: Virement to 18/04/011/57					
F:Bud: 12/18/2 Sub.1Vol. IV dd. 2010/09/29	(880,709.00)	1,091,091.00	0.00	1,091,091.00	0.00
37 Estate Management and Business					
Original Provision	127,000,000.00				
Less: Virement to 18/04/011/57					
F:Bud: 12/18/2 Sub.1Vol. IV dd. 2010/09/29	(51,417,939.00)	75,582,061.00	74,805,307.16	776,753.84	0.00
40 Sugar Manufacturing Co. Ltd -Equity Injection					
Original Provision	0.00				
Add: Virement from 18/04/011/26					
F:Bud: 12/18/4 Sub.1 dd. 2009/12/18	17,000,000.00				
Add: Virement from 18/04/011/42					
F:Bud: 12/18/4 Sub.1 dd. 2010/09/08	32,300,000.00				
Add: Virement from 18/04/011/65					
F:Bud:12/18/4 Sub.1 dd. 2010/09/08	28,800,000.00	78,100,000.00	78,100,000.00	0.00	0.00
42 Caroni (1975)Ltd.					
Original Provision	35,810,000.00				
Less: Virement to 18/04/011/40					
F:Bud: 12/18/4 Sub.1 dd. 2010/09/08	(32,300,000.00)				
Less: Virement to 18/04/011/57					
F:Bud: 12/18/2 Sub.1Vol. IV dd. 2010/09/29	(3,510,000.00)	0.00	0.00	0.00	0.00
45 Community Improvement Services Ltd.		0.00	0.00	0.00	0.00
46 National Quarries Co. Ltd.		0.00	0.00	0.00	0.00
47 Rural Development Co.Ltd		0.00	0.00	0.00	0.00
50 East Port-of-Spain Dev. Co. Ltd		9,525,000.00	9,524,955.00	45.00	0.00
53 Trinidad & Tobago Export Trading Co. Ltd					
Original Provision	7,300,000.00				
Less: Virement to 18/04/011/57					
F:Bud: 12/18/2 Sub.1 Vol. IV dd. 2010/09/29	(1,294,928.00)	6,005,072.00	6,005,071.39	0.61	0.00
55 ALUTRINT - Equity Investment		0.00	0.00	0.00	0.00
57 Caribbean Airlines Ltd					
Original Provision	250,000,000.00				
Add: Transfer of funds from:					
18/07/001/07 - \$15,697,652.00					
18/07/001/13 - \$10,571.00					
18/07/001/14 - \$31,288.00					
18/07/001/20 - \$1,705,103.00					
18/07/011/09 - \$32,285,652.00					
18/07/011/20 - \$1,943,500.00					
Ministerial Minute F(l):1/95/1 dd. 2010/09/27	51,673,766.00				
Add:Virement of funds from:					
18/04/011/15 - \$117,600.00					
18/04/011/29 - \$880,709.00					
18/04/011/37 - \$51,417,939.00					
18/04/011/42 - \$3,510,000.00					
18/04/011/53 - \$1,294,928.00					
18/04/011/64 - \$7,800,000.00					
18/04/011/69 - \$66,089,023.00					
18/04/011/70 - \$10,000,000.00					
F:Bud: 12/18/2 Sub 1 Vol. IV dd. 2010/09/29	141,110,199.00	442,783,965.00	410,411,866.76	32,372,098.24	0.00
Transfers to State Enterprises c/f		705,652,589.00	662,558,215.89	43,094,373.11	0.00

APPROPRIATION ACCOUNT FOR THE FINANCIAL YEAR 2010
HEAD 18 - MINISTRY OF FINANCE - COMPTROLLER OF ACCOUNTS

SECTION C - DETAILS OF EXPENDITURE

SUB-HEAD/ITEM/SUB-ITEM	ESTIMATES FINANCIAL YEAR 2010	ACTUAL EXPENDITURE FINANCIAL YEAR 2010	V A R I A N C E (See Note 1 for reasons for Variances)	
			LESS THAN ESTIMATES	MORE THAN ESTIMATES
\$ c	\$ c	\$ c	\$ c	\$ c
b/f	705,652,589.00	662,558,215.89	43,094,373.11	0.00
04 CURRENT TRANSFERS AND SUBSIDIES(cont'd)				
011 Transfers to State Enterprises (cont'd)				
Treasury Division (cont'd)				
58 Trinidad Generation Unlimited - Equity Investment	100,000,000.00	99,932,392.12	67,607.88	0.00
59 Exim Bank - Equity Injection	0.00	0.00	0.00	0.00
62 Tourism Development Co. - Cruise Ship Charter	0.00	0.00	0.00	0.00
64 Palo Seco Agricultural Enterprises Ltd. Original Provision	7,800,000.00			
Less: Virement to 18/04/011/57 F:Bud: 12/18/2 Sub.1Vol. IV dd. 2010/09/29	(7,800,000.00)	0.00	0.00	0.00
65 Tucker Valley Agricultural Enterprises Ltd. Original Provision	32,178,000.00			
Less: Virement to 18/04/001/06 F:Bud: 12/18/4 Sub.1 dd. 2010/04/09	(638,000.00)			
Less: Virement to 18/04/011/25 F:Bud: 12/18/4 Sub. 1 dd. 2010/05/10	(20,000.00)			
Less: Virement to 18/04/011/40 F:Bud: 12/18/4 Sub. 1 dd. 2010/09/08	(28,800,000.00)	2,720,000.00	2,720,000.00	0.00
66 Trinidad and Tobago Petroleum Co. Ltd.	0.00	0.00	0.00	0.00
67 Trinidad and Tobago Oil Company Limited	0.00	0.00	0.00	0.00
68 Trinidad and Tobago International Financial Centre	50,000,000.00	0.00	50,000,000.00	0.00
69 Trinidad and Tobago Revenue Authority Management Co. Ltd. Original Provision	82,122,900.00			
Less: Virement to 18/04/011/57 F:Bud: 12/18/2 Sub.1 Vol. IV dd. 2010/09/29	(66,089,023.00)	16,033,877.00	16,033,876.00	1.00
70 ALUTRINT - Operating Expenses Original Provision	10,000,000.00			
Less: Virement to 18/04/011/57 F:Bud: 12/18/2 Sub.1 Vol. IV dd. 2010/09/29	(10,000,000.00)	0.00	0.00	0.00
71 Colonial Life Insurance Co. (2009) Ltd	5,000,000.00	0.00	5,000,000.00	0.00
73 Telecommunication Services of T'dad & T'go Ltd. Original Provision	0.00			
Add: Virement from 18/04/011/01 F:Bud: 12/18/4 Sub.1 Vol. 1 dd. 2010/05/20	1,262,000.00	1,262,000.00	1,262,000.00	0.00
Total Transfers to State Enterprises	880,668,466.00	779,786,484.01	100,881,981.99	0.00
013 Loans to State Enterprises				
01 Trinidad Generation Unlimited Original Provision	0.00			
Add: First Supp. General Warrant dd. 2011/01/21	826,064,606.00	826,064,606.00	778,651,930.76	47,412,675.24
Total Loans to State Enterprises	826,064,606.00	778,651,930.76	47,412,675.24	0.00

**APPROPRIATION ACCOUNT FOR THE FINANCIAL YEAR 2010
HEAD 18 - MINISTRY OF FINANCE - COMPTROLLER OF ACCOUNTS**

SECTION C - DETAILS OF EXPENDITURE

SUB-HEAD/ITEM/SUB-ITEM	ESTIMATES FINANCIAL YEAR 2010	ACTUAL EXPENDITURE FINANCIAL YEAR 2010	V A R I A N C E (See Note 1 for reasons for Variances)	
			LESS THAN ESTIMATES	MORE THAN ESTIMATES
\$ c	\$ c	\$ c	\$ c	\$ c
07 DEBT SERVICING	1,304,752,273.00	1,292,767,507.31	11,984,765.69	0.00
001 Interest - Local Loans				
04 Caroni (1975) Ltd. Original Provision Add: Virement from 18/07/001/20 F:Bud: 12/18/2 Sub 1 Vol. IV dd. 2010/09/29	110,755,000.00 1,010,623.00	 111,765,623.00	 1.14	 0.00
07 Taurus Services Ltd. Original Provision Less: Virement to 18/07/011/15 F:Bud: 12/18/4 Sub 1 dd. 2010/03/11 Less Transfer of funds to 18/04/11/57 Ministerial Minute F(l):1/95/1 dd. 2010/09/27 Less Virement to 18/07/001/12 and 18/07/011/14 F:Bud: 12/18/2 Sub 1 Vol. IV dd. 2010/09/29	150,432,000.00 (1,581,744.00) (15,697,652.00) (32,646,768.00)	 100,505,836.00	 2,200.79	 0.00
11 Vehicle Maintenance Company of Trinidad and Tobago		0.00	0.00	0.00
12 Tourism and Industrial Development Co.Ltd. Original Provision Less: Virement to 18/07/011/15 F:Bud: 12/18/4 Sub 1 dd. 2010/03/17 Add: Virement from 18/07/001/07 F:Bud: 12/18/2 Sub 1 Vol. IV dd. 2010/09/29	78,538,000.00 (31,313,986.00) 31,318,798.00	 78,542,812.00	 10,001.14	 0.00
13 National Maintenance Training and Security Co. Ltd. Original Provision Less: Transfer of funds to 18/04/11/57 Ministerial Minute F(l):1/95/1 dd. 2010/09/27	37,370,000.00 (10,571.00)	 37,359,429.00	 0.26	 0.00
14 Urban Development Corporation of Trinidad and Tobago Original Provision Less: Transfer of funds to 18/04/011/57 Ministerial Minute F(l):1/95/1 dd. 2010/09/27	10,050,000.00 (31,288.00)	 10,018,712.00	 0.87	 0.00
15 National Insurance Property Development Company Limited (NIPDEC) Original Provision Less: Virement to 18/07/001/19 F:Bud: 12/18/4 Sub 1 Temp. dd. 2010/06/01 Add: Virement from 18/07/001/20 F:Bud: 12/18/2/Sub 1 Vol. IV dd. 2010/09/29	35,738,000.00 (1,638.00) 1,125,424.00	 36,861,786.00	 0.14	 0.00
16 T&T Solid Waste Management Co. (SWMCOL)		0.00	0.00	0.00
18 Restructuring of F.C.B.Limited - Direct Charges		43,034,000.00	34,440,887.38	8,593,112.62
19 B.W.I.A West Indies Airways Ltd. Original Provision Add: Virement from 18/07/001/15 F:Bud: 12/18/4 Sub 1 Temp. dd. 2010/06/01	9,085,000.00 1,638.00	 9,086,638.00	 0.98	 0.00
20 National Infrastructure Development Co. Ltd Original Provision Less: Transfer of funds to 18/04/011/57 Ministerial Minute F(l):1/95/1 dd. 2010/09/27 Less: Virement to 18/07/001/15 and 18/07/001/04 F:Bud: 12/18/2 Sub 1 Vol. IV dd. 2010/09/29	4,157,000.00 (1,705,103.00) (2,136,047.00)	 315,850.00	 0.00	 315,850.00
Total Interest - Local Loans	427,490,686.00	418,569,518.06	8,921,167.94	0.00

APPROPRIATION ACCOUNT FOR THE FINANCIAL YEAR 2010
HEAD 18 - MINISTRY OF FINANCE - COMPTROLLER OF ACCOUNTS

SECTION C - DETAILS OF EXPENDITURE

SUB-HEAD/ITEM/SUB-ITEM	ESTIMATES FINANCIAL YEAR 2010	ACTUAL EXPENDITURE FINANCIAL YEAR 2010	V A R I A N C E (See Note 1 for reasons for Variances)	
			LESS THAN ESTIMATES	MORE THAN ESTIMATES
	\$ c	\$ c	\$ c	\$ c
07 DEBT SERVICING				
002 Interest - Foreign Loans				
04 Trinidad and Tobago Forest Products Ltd.		0.00	0.00	0.00
Total Interest - Foreign Loans		0.00	0.00	0.00
009 Interest on Overdraft				
01 Interest on Overdraft				
Original Provision	2,000,000.00			
Add: Transfer of funds from 18/04/007/06	9,053,539.00			
Add: Transfer of funds from 18/04/007/10				
Ministerial Minute No. 166/2010 dd 2010/09/29	200,000,000.00	211,053,539.00	211,053,538.34	0.66
Total Interest on Overdraft		211,053,539.00	211,053,538.34	0.66
011 Principal Repayment - Local Loans				
09 Taurus Services Ltd.				
Original Provision	177,645,000.00			
Less: Transfer of Funds to 18/04/011/57				
Ministerial Minute F(1):1/95/1 dd. 2010/09/27	(32,285,652.00)			
Less: Virement to 18/07/011/15				
F:Bud: 12/18/2 Sub. 1 Vol. 1V dd. 2010/09/29	(11,869,555.00)	133,489,793.00	133,483,924.04	5,868.96
10 Vehicle Maintenance Company of Trinidad and Tobago		0.00	0.00	0.00
11 Tourism Industrial Development Company Ltd.		50,005,000.00	50,004,200.61	799.39
12 National Maintenance Training and Security Company Ltd.		29,446,000.00	29,445,990.04	9.96
13 Urban Development Corporation of Trinidad and Tobago		25,000,000.00	25,000,000.00	0.00
14 Caroni (1975) Limited				
Original Provision	275,200,000.00			
Add: Virement from 18/07/001/07				
F:Bud: 12/18/2 Sub.1 Vol. IV dd. 2010/09/29	1,327,970.00	276,527,970.00	276,527,969.73	0.27
15 National Insurance Property Development Company Limited (NIPDEC)				
Original Provision	62,628,000.00			
Add: Virement from 18/07/001/07				
F:Bud: 12/18/4 Sub.1 dd. 2010/03/11	1,581,744.00			
Add: Virement from 18/07/001/12				
F:Bud: 12/18/4 Sub.1 dd. 2010/03/17	31,313,986.00			
Add: Virement from 18/07/011/09				
F:Bud: 12/18/2 Sub.1 Vol. IV dd. 2010/09/29	11,869,555.00	107,393,285.00	107,393,284.49	0.51
16 T&T Solid Waste Management Co. (SWMCOL)		0.00	0.00	0.00
18 Restructuring of F.C.B.Ltd. - Direct Charges		25,771,000.00	22,714,082.00	3,056,918.00
19 B.W.I.A West Indies Airways Ltd		18,575,000.00	18,575,000.00	0.00
20 National Infrastructure Development Co. Ltd				
Original Provision	1,943,500.00			
Less: Transfer of funds to 18/04/011/57				
Ministerial Minute F(1):1/95/1 dd. 2010/09/27	(1,943,500.00)	0.00	0.00	0.00
24 National Carnival Commission		0.00	0.00	0.00
Total Principal Repayment - Local Loans		666,208,048.00	663,144,450.91	3,063,597.09

**APPROPRIATION ACCOUNT FOR THE FINANCIAL YEAR 2010
HEAD 18 - MINISTRY OF FINANCE - COMPTROLLER OF ACCOUNTS**

SECTION C - DETAILS OF EXPENDITURE

SUB-HEAD/ITEM/SUB-ITEM	ESTIMATES FINANCIAL YEAR 2010	ACTUAL EXPENDITURE FINANCIAL YEAR 2010	V A R I A N C E (See Note 1 for reasons for Variances)	
			LESS THAN ESTIMATES	MORE THAN ESTIMATES
\$ c	\$ c	\$ c	\$ c	\$ c
012 Principal Repayment- Foreign				
04 Trinidad and Tobago Forest Products Ltd.	0.00	0.00	0.00	0.00
Total Principal Repayment - Foreign	0.00	0.00	0.00	0.00
Total Recurrent Expenditure	8,951,994,381.00	8,398,170,474.86	553,823,906.14	0.00
09 DEVELOPMENT PROGRAMME	80,758,000.00	64,674,540.70	16,083,459.30	0.00
003 ECONOMIC INFRASTRUCTURE				
11 OTHER ECONOMIC SERVICES				
F: FINANCIAL SERVICES				
395 Operationalization of the Securities and Exchange Commission	500,000.00	0.00	500,000.00	0.00
Total Economic Infrastructure	500,000.00	0.00	500,000.00	0.00
005 MULTI-SECTORAL AND OTHER SERVICES				
06 GENERAL PUBLIC SERVICES				
A: ADMINISTRATIVE SERVICES				
009 Central Tenders Board-Training Programme	100,000.00	0.00	100,000.00	0.00
010 Implementation of a New Payroll System				
Original Provision	15,000,000.00			
Less: Virement to 18/09/005/06/A/32				
F:Bud 15/18/4 dd. 2010/01/27	(93,648.00)			
Less: Transfer of funds to 18/09/005/06/A/035				
F:Bud 15/18/4 dd. 2010/07/23	<u>(14,235,757.00)</u>	670,595.00	670,595.00	0.00
015 Computerisation of Central Tenders Board	100,000.00	43,155.00	56,845.00	0.00
016 Establishment of Web Site - Central Tenders Board	150,000.00	0.00	150,000.00	0.00
017 Development of an Intergrated Financial Management Information System	5,000,000.00	0.00	5,000,000.00	0.00
020 Computerization Programme-Divisions of Head Office	1,500,000.00	599,122.58	900,877.42	0.00
023 Government Payment System (formerly Upgrading of Cheque Writing System-Treasury Division)	3,400,000.00	828,262.79	2,571,737.21	0.00
024 Computerisation of Advances System Treasury Div.	108,000.00	0.00	108,000.00	0.00
026 Upgrade of Security - Ministry of Finance	2,000,000.00	658,574.25	1,341,425.75	0.00
027 Development of a Docu System for Pensions and Central Registry, Treasury Division	655,000.00	0.00	655,000.00	0.00
028 Development of a Life Certificate System for Pensions Branch	0.00	0.00	0.00	0.00
029 Microfilming of Accounting Records Treasury Building	0.00	0.00	0.00	0.00
030 Computerisation of the Treasury Suspense System	0.00	0.00	0.00	0.00
031 Networking of the Treasury Building	500,000.00	0.00	500,000.00	0.00
032 Establishment of a Debit Card System for URP Employees				
Original Provision	0.00			
Add: Virement from 18/09/005/06/A/010				
F:Bud 15/18/4 dd. 2010/01/27	<u>93,648.00</u>	93,647.97	0.03	0.00
General Public Services c/f	14,277,243.00	2,222,762.59	12,054,480.41	0.00

**APPROPRIATION ACCOUNT FOR THE FINANCIAL YEAR 2010
HEAD 18 - MINISTRY OF FINANCE - COMPTROLLER OF ACCOUNTS**

SECTION C - DETAILS OF EXPENDITURE

SUB-HEAD/ITEM/SUB-ITEM	ESTIMATES FINANCIAL YEAR 2010	ACTUAL EXPENDITURE FINANCIAL YEAR 2010	V A R I A N C E (See Note 1 for reasons for Variances)	
			LESS THAN ESTIMATES	MORE THAN ESTIMATES
\$ c	\$ c	\$ c	\$ c	\$ c
b/f	14,277,243.00	2,222,762.59	12,054,480.41	0.00
09 DEVELOPMENT PROGRAMME (cont'd)				
005 MULTI-SECTORAL AND OTHER SERVICES (cont'd)				
06 GENERAL PUBLIC SERVICES (cont'd)				
A: ADMINISTRATIVE SERVICES (cont'd)				
033 Institutional Strengthening of Divisions of PPRD and Budget Division	500,000.00	2,600.00	497,400.00	0.00
034 Support for the preparation of Development Programme	0.00	0.00	0.00	0.00
035 Establishment of a Property Tax Reform Unit				
Original Provision	35,000,000.00			
Add: Virement from 18/09/005/06/ A/014				
F:Bud 15/18/4 dd. 2010/06/08	10,000,000.00			
Add: Virement from 18/09/005/06/ A/010				
F:Bud 15/18/4 dd. 2010/07/23	14,235,757.00	58,736,924.41	498,832.59	0.00
036 Development of Accounting Records/Vault Treasury Building	500,000.00	0.00	500,000.00	0.00
37 Receipts Control Software Development	30,000.00	0.00	30,000.00	0.00
038 General Ledger Software Development	50,000.00	18,112.50	31,887.50	0.00
039 Loans Management Systems Modification	50,000.00	0.00	50,000.00	0.00
040 Travel card Administration	55,000.00	0.00	55,000.00	0.00
041 Final Accounts database System and Application Development	60,000.00	0.00	60,000.00	0.00
Total Administrative Services	74,758,000.00	60,980,399.50	13,777,600.50	0.00
F: PUBLIC BUILDINGS				
120 Refurbishment of Treasury Building	3,000,000.00	2,939,519.66	60,480.34	0.00
124 Upgrade of Physical Infrastructure - Finance Building	2,000,000.00	361,211.18	1,638,788.82	0.00
125 Upgrading of Office Accommodation at Central Tenders Board	500,000.00	393,410.36	106,589.64	0.00
128 Structural Repairs to the Eric Williams Financial Plaza	0.00	0.00	0.00	0.00
129 Upgrade of Office Accommodation Project Unit	0.00	0.00	0.00	0.00
130 Construction of Building on St. Vincent Street Government Offices - Consultancy Fees	0.00	0.00	0.00	0.00
131 Acquisition of Lands - Construction of a Gov't Office Building Complex	0.00	0.00	0.00	0.00
Total General Public Services	5,500,000.00	3,694,141.20	1,805,858.80	0.00
Total Multi-Sectoral and Other Services	80,258,000.00	64,674,540.70	15,583,459.30	0.00
Total Development Programme	80,758,000.00	64,674,540.70	16,083,459.30	0.00
GRAND TOTAL	9,032,752,381.00	8,462,845,015.56	569,907,365.44	0.00

**APPROPRIATION ACCOUNT FOR THE FINANCIAL YEAR 2010
HEAD 18 - MINISTRY OF FINANCE - COMPTROLLER OF ACCOUNTS**

D - NOTES TO THE ACCOUNTS

NOTE 1 - Explanations for the causes of material variances between the Estimates and the Actual Expenditure

18/01/001/01	-	All fundings were not utilised
18/01/005/01	-	All fundings were not utilised
18/01/005/08	-	All fundings were not utilised
18/01/008/01	-	All fundings were not utilised
18/01/013/01	-	Expected contracts were not finalised
18/02/005/16	-	Funding was not utilised
18/02/008/65	-	All fundings were not utilised
18/04/001/01	-	No approval received to effect payment
18/04/001/12	-	All fundings were not utilised
18/04/004/03	-	All fundings were not utilised
18/04/007/06	-	All fundings were not utilised
18/04/009/05	-	No approval received to effect payment
18/04/009/07	-	Deposits to the Infrastructure Development Fund were not authorised
18/04/009/19	-	Deposits to the CARICOM Petroleum Fund were not authorised
18/04/009/24	-	No approval received to effect payment
18/04/011/26	-	No authority to incur expenditure was received
18/04/011/57	-	No authority to incur expenditure was received
18/04/011/65	-	No authority to incur expenditure was received
18/04/011/68	-	No authority to incur expenditure was received
18/04/011/71	-	No authority to incur expenditure was received
18/04/013/01	-	All fundings were not utilised
18/07/001/18	-	No authority for further payments received
18/07/011/18	-	No authority to incur expenditure was received
18/09/005/06/A/01	-	No approval received to effect payment
18/09/005/06/A/23	-	Anticipated contracts were not finalised

NOTE 2 - Details of Statement required by paragraph 9 of Comptroller of Accounts Circular No.11 dated 2010 August 24

- a. Details of nugatory or similar payments. These include payments for which no value or manifestly insufficient value has been received N I L
- b. The amount of any unvouched or improperly vouched expenditure N I L
- c. Overpayments discovered during the year - Details are as follows

No. of cases of overpayments discovered during the year	No. of cases reported to the Comptroller of Accounts and Auditor General	Total Amount Overpaid	Amount Recovered
120	90	331,705.02	72,213.18

NOTE 2 - Details of Statement required by paragraph 9 of Comptroller of Accounts Circular No. 11 dated 2010 August 24

- d. Losses of cash, stamps and stores which were discovered during the year N I L
- e. Losses of cash and stamps settled or written-off during the year \$100.00
- f. Particulars of losses of stores settled or written-off during the year N I L
- g. Misallocations which, if correctly charged, would have resulted in excess expenditure on any Sub-Head, Item or Sub-Item N I L
- h. Irregular issues of stores N I L
- i. Particulars of all gifts and/or donations received from agencies/entities within or outside of Trinidad and Tobago whether monetary or in kind N I L

Section D (cont'd)

**APPROPRIATION ACCOUNT FOR THE FINANCIAL YEAR 2010
HEAD 18 - MINISTRY OF FINANCE - COMPTROLLER OF ACCOUNTS**

D - NOTES TO THE ACCOUNTS

Section D (cont'd)

j. Particulars of trust and other moneys held, whether temporary or otherwise by any officer in his official capacity, either alone or jointly with any other person, whether an officer or not in accordance with Section 2 of the Exchequer and Audit Act, Chapter 69:01 N I L

k. Commitments as at 2010 September 30

i. The total commitments which were outstanding as at 2010 September 30 in respect of each Sub-head of Expenditure:

YEAR	Goods Services	Minor Equipment Purchases	Current Transfers & Subsidies	Debt Servicing	Development Programme	Total
2010	1,384,020.14	1,824,647.53	0.00	0.00	2,168,805.82	5,377,473.49

ii. Particulars in respect of Contracts already entered into but not yet completed

YEAR	Purpose of Contract	Total Contract Price \$	Total Contract Price \$	Amount paid to date \$	Contract Balance \$
2010	Chaves Industrial Maintenance & Co. Ltd. - Supply and Installation of Electrical Infrastructure - New Server Room		449,675.92 V.I.	101,854.13	347,821.79
	V.K. Marketing re - Supply of Armor Coat to Pay Branch		113,760.30 V.I.	56,880.15	56,880.15
	Innovative Power Systems Ltd. - Supply, Installation and Commissioning of two Uninterruptible Power Supplies for Phase 111		686,863.60 V.I.	615,477.24	71,386.36
	Lobax and Associates - Work Stations Pay Branch		169,970.00 V.i. Contingency - 46,000.00 V.I	30% Paid - 37,191.00	86,779.00
	Secure Solutions Ltd. - Installation		126,386.30	63,193.15	63,193.15
	Amalgamated Security Services re:Treasury Building and Offices at #35 Henry Street, P.O.S.		1,783,265.95 - 2 year contract w.e.f. 2010/08/01	675,831.70	1,107,434.25
	Imjin Security Services re Pay Roll/IHRIS Office at Park and Abercromby Streets, P.O.S.		878,673.60 - 3 year Contract w.e.f August 2008	635,314.06	243,359.54

l. Any major transactions affecting the Appropriation Account for the Financial Year 2010 or relating to property for which the Accounting Officer is responsible N I L

Section D (cont'd)

**APPROPRIATION ACCOUNT FOR THE FINANCIAL YEAR 2010
HEAD 18 - MINISTRY OF FINANCE - COMPTROLLER OF ACCOUNTS**

D - NOTES TO THE ACCOUNTS

NOTE 3 - Comparative Statement of Expenditure for the last (5) Financial Years 2006 - 2010

Section D (cont'd)

YEAR	EXPENDITURE CLASSIFICATION SUBHEADS							TOTAL
	PERSONNEL EXPENDITURE	GOODS AND SERVICES	MINOR EQUIPMENT PURCHASES	CURRENT TRANSFERS AND SUBSIDIES	CURRENT TRANSFERS TO STATUTORY BOARDS AND SIMILAR BODIES	DEBT SERVICING	DEVELOPMENT PROGRAMME	
	\$ c	\$ c	\$ c	\$ c	\$ c	\$ c	\$ c	\$ c
2006	51,279,445.64	78,217,627.45	3,070,968.75	11,265,773,184.25	0.00	1,342,929,318.85	23,259,668.62	12,764,530,213.56
2007	67,044,372.22	99,803,886.69	2,275,776.68	8,340,550,426.20	0.00	1,346,680,318.00	20,627,354.54	9,876,982,134.33
2008	65,344,100.63	126,369,698.87	2,236,256.41	17,653,736,220.38	0.00	1,206,306,494.61	17,116,826.67	19,071,109,597.57
2009	68,004,750.47	141,578,162.83	1,410,521.45	7,057,324,727.41	0.00	1,202,213,276.18	58,435,062.31	8,528,966,500.65
2010	72,087,149.96	170,594,657.77	921,353.35	6,861,799,806.47	0.00	1,292,767,507.31	64,674,540.70	8,462,845,015.56

NOTE 4 - Statement of Payments out of public moneys to Members of Parliament - Section 25 (2) of the Exchequer and Audit Act

NAME OF MEMBER	AMOUNT	SERVICE/SERVICES FOR PAYMENT
NIL	NIL	NIL

NOTE 5 - Statement of Bank Accounts Held

Authority for opening Bank Account	Date Account Opened	Bank in which Account Held	Account Title	Bank Account Number	Type of Account	Account Signatories	Balance as at 2009/10/30
Memo dd 2008/09/05	2008/09/30	Central Bank of T'dad & T'go	"The Operational A/c of the Board of Governors of the Heritage and Stabilization Fund"	01-20502-000	TT \$ Non Interest bearing A/c	to be approved by new board	TT\$3,058,252.92
Board of Directors	2009/07/10	First Citizens Bank Limited	"Trinidad and Tobago Revenue Authority Management Company Limited"	1764817	Chequing Account	Chairman, Directors (2) Chief Exec. Off., Mgr. Research	TT\$ 1,007,331.91
Board of Directors	2010/06/11	First Citizens Bank Limited	"Trinidad and Tobago Revenue Authority Management Company Limited"	1846718	Money Market Account (Abercrombie Fund)	Chairman, Directors (2) Chief Exec. Off., Mgr. Research	TT\$10,058,427.79

Section D (cont'd)

Section D (cont'd)

APPROPRIATION ACCOUNT FOR THE FINANCIAL YEAR 2010
HEAD 18 - MINISTRY OF FINANCE - COMPTROLLER OF ACCOUNTS

D - NOTES TO THE ACCOUNTS

Section D (cont'd)

NOTE 6 - Explanation for any discrepancies between Comptroller of Accounts Figures and the Appropriation Account - NIL

NOTE 7 - Value of Unpresented Cheques - \$ 345,278,176.10


NOTE 8 - it is to be noted that the Variation of the Appropriation of \$820,613,906.00 under Head 18 - Ministry of Finance as set out in the Schedule attached to the First Supplementary General Warrant dated 2011 January 21 reflects the net Increases/decreases shown on the Schedule attached to Ministry of Finance memo Ref. F: Bud:18/4/4/7 dated 2011 January 19 - Finance Supplementation and Variation of the Appropriation (Financial Year 2010) Bill 2011. and not the actual amounts.

SECTION E - CERTIFICATION

CERTIFICATE

I hereby certify that the Appropriation Account for the financial year ended 2010 September 30, submitted in accordance with Section 24(1)(b) of the Exchequer and Audit Act Chapter 69:01, as amended by Act No.23 of 1998, has been reconciled with the records of the Comptroller of Accounts as reflected on the Comptroller of Accounts (Paymaster's) Schedule of Receipts and Payments.

DATE: 2011, January 31


.....
Comptroller of Accounts

**HEAD 18: MINISTRY OF FINANCE
(AU 13: CHAIRMAN BOARD OF INLAND
REVENUE)**

**APPROPRIATION ACCOUNT
FOR THE
FINANCIAL YEAR 2010**

APPROPRIATION ACCOUNT FOR THE FINANCIAL YEAR 2010
HEAD OF EXPENDITURE -18 MINISTRY OF FINANCE- INLAND REVENUE AND VALUATION DIVISIONS

SECTION A - SUMMARY OF EXPENDITURE - 1

SUB-HEADS	ESTIMATES FINANCIAL YEAR 2010	ACTUAL EXPENDITURE FINANCIAL YEAR 2010	VARIANCE	
			LESS THAN ESTIMATES	MORE THAN ESTIMATES
01 PERSONNEL EXPENDITURE	115,211,000.00	91,015,150.73	24,195,849.27	0.00
Original Provision	115,311,000.00			
Less Transfer to 18/02/004/60 F:BUD:12/18/4 Sub. III T dd. 2010.08.19	<u>(100,000.00)</u>			
02 GOODS AND SERVICES	103,780,000.00	80,467,311.79	23,312,688.21	0.00
Original Provision	103,680,000			
Add Transfer from 18/01/004/23 F:BUD:12/18/4 Sub. III T dd. 2010.08.19	<u>100,000.00</u>			
03 MINOR EQUIPMENT PURCHASES	4,754,000.00	904,172.59	3,849,827.41	0.00
04 CURRENT TRANSFERS AND SUBSIDIES	487,000.00	279,923.94	207,076.06	0.00
09 DEVELOPMENT PROGRAMME	31,000,000.00	21,796,852.42	9,203,147.58	0.00
Original Provision	41,000,000.00			
Less Virement to 18/09/005/06/A 035 F:BUD:15/18/4 dd. 2010.06.08	<u>(10,000,000.00)</u>			
TOTAL	255,232,000.00	194,463,411.47	60,768,588.53	0.00

APPROPRIATION ACCOUNT FOR THE FINANCIAL YEAR 2010 SEPTEMBER 30

HEAD - 18 MINISTRY OF FINANCE - INLAND REVENUE AND VALUATION DIVISIONS

SECTION B - SUMMARY OF EXPENDITURE - 2

SUB-HEAD / ITEM / SUB-ITEM		ESTIMATES	ACTUAL	VARIANCE
		FINANCIAL YEAR 2010	EXPENDITURE FINANCIAL YEAR 2010	
		\$ c	\$ c	\$ c
SUB HEAD 01	PERSONNEL EXPENDITURE	115,211,000.00	91,015,150.73	24,195,849.27
Sub-Item 01	Salaries and C.O.L.A.	91,550,000.00	76,310,125.02	15,239,874.98
02	Wages and C.O.L.A.	3,700,000.00	3,594,087.03	105,912.97
03	Overtime-Monthly Paid Officers	223,000.00	63,372.15	159,627.85
04	Allowances-Monthly Paid Officers	1,790,000.00	1,547,211.73	242,788.27
05	Govt's Contribution to N.I.S.	6,025,000.00	5,082,265.94	942,734.06
08	Vacant Posts - Salaries & C.O.L.A (without bodies)	5,000,000.00	0.00	5,000,000.00
12	Settlement of Arrears to Public Officers	200,000.00	21,490.25	178,509.75
20	Govt's Contribution to Group Health Insurance - Daily-Rated Workers	15,000.00	9,867.00	5,133.00
21	Govt's Contribution to Group Pension - Daily-Rated Workers	300,000.00	0.00	300,000.00
22	Increased Salaries to Public Officers 1999-2001	50,000.00	0.00	50,000.00
23	Salaries - Direct Charges	4,500,000.00	3,111,742.54	1,388,257.46
24	Allowances - Direct Charges	650,000.00	393,140.54	256,859.46
27	Govt's Contribution to Group Health Insurance - Monthly Paid Officers	708,000.00	546,218.00	161,782.00
29	Overtime-Daily Rated Workers	350,000.00	229,535.70	120,464.30
31	Govt's Contribution to N.I.S. - Direct Charges	150,000.00	106,094.83	43,905.17

APPROPRIATION ACCOUNT FOR THE FINANCIAL YEAR 2010 SEPTEMBER 30

HEAD - 18 MINISTRY OF FINANCE - INLAND REVENUE AND VALUATION DIVISIONS

SECTION B - SUMMARY OF EXPENDITURE - 2

SUB-HEAD / ITEM / SUB-ITEM		ESTIMATES	ACTUAL	VARIANCE
		FINANCIAL YEAR 2010	EXPENDITURE FINANCIAL YEAR 2010	
		\$	\$	\$
		c	c	c
SUB HEAD 02	GOODS AND SERVICES	103,780,000.00	80,467,311.79	23,312,688.21
Sub-Item 01	Travelling and Subsistence	11,900,000.00	10,151,000.64	1,748,999.36
03	Uniforms	77,000.00	63,856.60	13,143.40
04	Electricity	4,860,000.00	3,308,731.33	1,551,268.67
05	Telephones	9,100,000.00	7,521,154.75	1,578,845.25
06	Water and Sewerage Rates	360,000.00	84,129.03	275,870.97
07	House Rates	32,000.00	0.00	32,000.00
08	Rent/Lease - Office Accommodation and Storage	13,890,000.00	12,435,218.00	1,454,782.00
09	Rent/Lease - Vehicles and Equipment	130,000.00	103,570.42	26,429.58
10	Office Stationery and Supplies	2,390,000.00	1,445,732.35	944,267.65
11	Books and Periodicals	345,000.00	176,018.20	168,981.80
12	Materials and Supplies	4,074,000.00	2,215,376.54	1,858,623.46
13	Maintenance of Vehicles	270,000.00	127,909.59	142,090.41
15	Repairs and Maintenance - Equipment	3,530,000.00	279,909.62	3,250,090.38
16	Contract Employment	27,600,000.00	25,645,540.16	1,954,459.84
17	Training	2,230,000.00	1,215,766.89	1,014,233.11
19	Official Entertainment	125,000.00	0.00	125,000.00
21	Repairs and Maintenance - Buildings	2,516,000.00	1,993,549.26	522,450.74
22	Short-Term Employment	1,060,000.00	398,296.14	661,703.86
23	Fees	400,000.00	156,324.18	243,675.82
24	Refunds and Rebates	100,000.00	0.00	100,000.00
28	Other Contracted Services	115,000.00	44,876.00	70,124.00
33	Interest on Late V.A.T. Refund	250,000.00	0.00	250,000.00
35	Interest on Overpayment of Income Tax	200,000.00	0.00	200,000.00
36	Extraordinary Expenditure	22,000.00	5,040.00	16,960.00
37	Janitorial Services	2,349,000.00	1,692,665.82	656,334.18
43	Security Services	9,200,000.00	6,605,429.71	2,594,570.29
57	Postage	1,505,000.00	1,261,811.75	243,188.25
58	Medical Expenses	45,000.00	0.00	45,000.00
60	Travelling and Subsistence - Direct Charges	700,000.00	633,243.18	66,756.82
62	Promotions, Publicity and Printing	2,625,000.00	1,794,392.75	830,607.25
66	Hosting of Conferences, Seminars and Other Functions	1,450,000.00	1,087,413.88	362,586.12
99	Employee Assistance Programme	330,000.00	20,355.00	309,645.00

APPROPRIATION ACCOUNT FOR THE FINANCIAL YEAR 2010 SEPTEMBER 30

HEAD - 18 MINISTRY OF FINANCE - INLAND REVENUE AND VALUATION DIVISIONS

SECTION B - SUMMARY OF EXPENDITURE - 2

SUB-HEAD / ITEM / SUB-ITEM		ESTIMATES	ACTUAL	VARIANCE
		FINANCIAL YEAR 2010	EXPENDITURE FINANCIAL YEAR 2010	
		\$ c	\$ c	\$ c
SUB HEAD 03	MINOR EQUIPMENT PURCHASES	4,754,000.00	904,172.59	3,849,827.41
Sub-Item 01	Vehicles (Replacement)	0.00	0.00	0.00
02	Office Equipment	2,300,000.00	455,094.63	1,844,905.37
03	Furniture and Furnishings	1,700,000.00	342,191.70	1,357,808.30
04	Other Minor Equipment	754,000.00	106,886.26	647,113.74
SUB HEAD 04	CURRENT TRANSFERS AND SUBSIDIES	487,000.00	279,923.94	207,076.06
Item 002	Commonwealth Bodies	85,000.00	77,141.70	7,858.30
Item 004	International Bodies	252,000.00	202,782.24	49,217.76
Item 007	Households	150,000.00	0.00	150,000.00
SUB HEAD 09	DEVELOPMENT PROGRAMME	31,000,000.00	21,796,852.42	9,203,147.58
	GRAND TOTAL	255,232,000.00	194,463,411.47	60,768,588.53

**APPROPRIATION ACCOUNT FOR THE FINANCIAL YEAR 2010
HEAD 18 - MINISTRY OF FINANCE - INLAND REVENUE AND VALUATION DIVISIONS**

SECTION C - DETAILS OF EXPENDITURE

SUB-HEAD/ITEM/SUB- ITEM	ESTIMATES FINANCIAL YEAR 2010	ACTUAL EXPENDITURE FINANCIAL YEAR 2010	VARIANCE (See Note 1 for reasons for Variances)	
			LESS THAN ESTIMATES	MORE THAN ESTIMATES
01 PERSONNEL EXPENDITURE	115,211,000.00	91,015,150.73	24,195,849.27	0.00
004 INLAND REVENUE DIVISION				
01 Salaries and C.O.L.A. Original Provision 85,000,000.00 Less Virement to 18/01/004/02, 18/01/004/29 F:BUD:12/18/4 Sub.3 Temp dd.2010.08.10 (550,000.00)	84,450,000.00	70,867,247.48	13,582,752.52	0.00
02 Wages and C.O.L.A. Original Provision 3,200,000.00 Add Virement from 18/01/004/01 F:BUD:12/18/4 Sub.3 Temp. dd.2010.08.10 500,000.00	3,700,000.00	3,594,087.03	105,912.97	0.00
03 Overtime - Monthly Paid Officers	220,000.00	63,372.15	156,627.85	0.00
04 Allowances - Monthly Paid Officers	1,780,000.00	1,547,211.73	232,788.27	0.00
05 Government's Contribution to N.I.S.	5,275,000.00	4,712,516.73	562,483.27	0.00
08 Vacant Posts - Salaries and C.O.L.A. (without bodies)	0.00	0.00	0.00	0.00
12 Settlement of Arrears to Public Officers	200,000.00	21,490.25	178,509.75	0.00
20 Government's Contribution to Group Health Ins. - Daily Rated-Workers	15,000.00	9,867.00	5,133.00	0.00
21 Government's Contribution to Group Pension - Daily- Rated Workers	300,000.00	0.00	300,000.00	0.00
22 Increased Salaries to Public Officers 1999-2001	50,000.00	0.00	50,000.00	0.00
23 Salaries - Direct Charges Original Provision 4,600,000.00 Less Transfer to 18/02/004/60 F:BUD:12/18/4 Sub.III T. dd.2010.08.19 (100,000.00)	4,500,000.00	3,111,742.54	1,388,257.46	0.00
24 Allowances - Direct Charges	650,000.00	393,140.54	256,859.46	0.00
27 Government's Contribution to Group Health Insurance - Monthly Paid Officers	650,000.00	504,294.00	145,706.00	0.00
29 Overtime - Daily Rated Workers Original Provision 300,000.00 Add Virement from 18/01/004/01 F:BUD:12/18/4 Sub.3 Temp. dd.2010.08.10 50,000.00	350,000.00	229,535.70	120,464.30	0.00
31 Government's Contribution to N.I.S.- Direct Charges	150,000.00	106,094.83	43,905.17	0.00
TOTAL - INLAND REVENUE DIVISION	102,290,000.00	85,160,599.98	17,129,400.02	0.00

APPROPRIATION ACCOUNT FOR THE FINANCIAL YEAR 2010
HEAD 18 - MINISTRY OF FINANCE - INLAND REVENUE AND VALUATION DIVISIONS

SECTION C - DETAILS OF EXPENDITURE

SUB-HEAD/ITEM/SUB- ITEM	ESTIMATES FINANCIAL YEAR 2010	ACTUAL EXPENDITURE FINANCIAL YEAR 2010	VARIANCE (See Note 1 for reasons for Variances)	
			LESS THAN ESTIMATES	MORE THAN ESTIMATES
01 PERSONNEL EXPENDITURE				
010 VALUATION DIVISION				
01 Salaries and C.O.L.A.	7,100,000.00	5,442,877.54	1,657,122.46	0.00
03 Overtime - Monthly Paid Officers	3,000.00	0.00	3,000.00	0.00
04 Allowances - Monthly Paid Officers	10,000.00	0.00	10,000.00	0.00
05 Government's Contribution to N.I.S.	750,000.00	369,749.21	380,250.79	0.00
08 Vacant Post - Salaries and C.O.L.A (without bodies)	5,000,000.00	0.00	5,000,000.00	0.00
27 Government's Contribution to Group Health Insurance - Monthly Paid Officers	58,000.00	41,924.00	16,076.00	0.00
TOTAL - VALUATION DIVISION	12,921,000.00	5,854,550.75	7,066,449.25	0.00
02 GOODS AND SERVICES	103,780,000.00	80,467,311.79	23,312,688.21	0.00
004 INLAND REVENUE DIVISION				
01 Travelling and Subsistence				
Original Provision	12,000,000.00			
Less Virement to 18/02/004/08 F:BUD:12/18/4 Sub.3 Temp. dd.2010.08.10	(1,800,000.00)			
Less Virement to 18/02/004/05 F:BUD: 12/18/2 Sub.III Vol. 1 dd. 2010.09.29	(500,000.00)	9,700,000.00	8,249,198.45	1,450,801.55
03 Uniforms	70,000.00	58,326.60	11,673.40	0.00
04 Electricity	4,600,000.00	3,089,692.04	1,510,307.96	0.00
05 Telephones				
Original Provision	5,900,000.00			
Add Virement from 18/02/004/22 F:BUD: 12/18/4 Sub.3 Temp dd. 2010.08.10	500,000.00			
Add Virement from 18/02/004/01 F:BUD: 12/18/2 Sub.III Vol. 1 dd. 2010.09.29	500,000.00	6,900,000.00	6,707,779.08	192,220.92
06 Water and Sewerage Rates	360,000.00	84,129.03	275,870.97	0.00
07 House Rates	32,000.00	0.00	32,000.00	0.00
08 Rent/Lease - Office Accommodation and Storage				
Original Provision	9,000,000.00			
Add Virement from 18/02/004/01 F:BUD: 12/18/4 Sub.3 Temp dd. 2010.08.10	1,800,000.00	10,800,000.00	10,603,118.00	196,882.00
TOTAL c/f	32,462,000.00	28,792,243.20	3,669,756.80	0.00

APPROPRIATION ACCOUNT FOR THE FINANCIAL YEAR 2010
HEAD 18 - MINISTRY OF FINANCE - INLAND REVENUE AND VALUATION DIVISIONS

SECTION C - DETAILS OF EXPENDITURE

SUB-HEAD/ITEM/SUB- ITEM	ESTIMATES FINANCIAL YEAR 2010	ACTUAL EXPENDITURE FINANCIAL YEAR 2010	VARIANCE (See Note 1 for reasons for Variances)	
			LESS THAN ESTIMATES	MORE THAN ESTIMATES
TOTAL b/f	32,462,000.00	28,792,243.20	3,669,756.80	0.00
02 GOODS AND SERVICES				
004 INLAND REVENUE DIVISION				
09 Rent/Lease - Vehicles and Equipment				
Original Provision	60,000.00			
Add Virement from 18/02/004/22 F:BUD: 12/18/4 Sub.2 Temp dd. 2010.07.07	40,000.00			
Add Virement from 18/02/004/22 F:BUD: 12/18/4 Sub.3 Temp dd. 2010.08.23	30,000.00			
	130,000.00	103,570.42	26,429.58	0.00
10 Office Stationery and Supplies	2,100,000.00	1,263,690.08	836,309.92	0.00
11 Books and Periodicals	300,000.00	160,498.46	139,501.54	0.00
12 Materials and Supplies	4,000,000.00	2,162,949.80	1,837,050.20	0.00
13 Maintenance of Vehicles	230,000.00	105,610.19	124,389.81	0.00
15 Repairs and Maintenance - Equipment	3,500,000.00	270,451.98	3,229,548.02	0.00
16 Contract Employment	21,100,000.00	20,414,131.99	685,868.01	0.00
17 Training	1,900,000.00	1,138,201.18	761,798.82	0.00
19 Official Entertainment	125,000.00	0.00	125,000.00	0.00
21 Repairs and Maintenance - Buildings	2,500,000.00	1,988,353.61	511,646.39	0.00
22 Short-Term Employment				
Original Provision	1,630,000.00			
Less Virement to 18/02/004/09 F:BUD: 12/18/4 Sub.2 Temp. dd. 2010.07.07	(40,000.00)			
Less Virement to 18/02/004/05 F:BUD:12/18/4 Sub.3 Temp. dd.2010.08.10	(500,000.00)			
Less Virement to 18/02/004/09 F:BUD:12/18/4 Sub.3 Temp. dd.2010.08.23	(30,000.00)			
	1,060,000.00	398,296.14	661,703.86	0.00
23 Fees				
Original Provision	1,000,000.00			
Less Virement to 18/02/004/62 F:BUD:12/18/4 Sub.3 Temp. dd.2010.08.10	(600,000.00)			
	400,000.00	156,324.18	243,675.82	0.00
24 Refunds and Rebates	100,000.00	0.00	100,000.00	0.00
28 Other Contracted Services	115,000.00	44,876.00	70,124.00	0.00
TOTAL c/f	70,022,000.00	56,999,197.23	13,022,802.77	0.00

APPROPRIATION ACCOUNT FOR THE FINANCIAL YEAR 2010
HEAD 18 - MINISTRY OF FINANCE - INLAND REVENUE AND VALUATION DIVISIONS

SECTION C - DETAILS OF EXPENDITURE

SUB-HEAD/ITEM/SUB- ITEM	ESTIMATES FINANCIAL YEAR 2010	ACTUAL EXPENDITURE FINANCIAL YEAR 2010	VARIANCE (See Note 1 for reasons for Variances)	
			LESS THAN ESTIMATES	MORE THAN ESTIMATES
TOTAL b/f	70,022,000.00	56,999,197.23	13,022,802.77	0.00
02 GOODS AND SERVICES				
004 INLAND REVENUE DIVISION continued				
33 Interest on late V.A.T. Refund Original Provision 800,000.00 Less Virement to 18/02/004/66 F:BUD:12/18/4 Sub.3 Temp. dd.2010.08.10 <u>(550,000.00)</u>	250,000.00	0.00	250,000.00	0.00
35 Interest on Overpayment of Income Tax Original Provision 800,000.00 Less Virement to 18/02/004/37 F:BUD:12/18/4 Sub.3 Temp. dd.2010.08.10 <u>(600,000.00)</u>	200,000.00	0.00	200,000.00	0.00
36 Extraordinary Expenditure	22,000.00	5,040.00	16,960.00	0.00
37 Janitorial Services Original Provision 1,700,000.00 Add Virement from 18/02/004/35 F:BUD:12/18/4 Sub.3 Temp. dd.2010.08.10 <u>600,000.00</u>	2,300,000.00	1,678,980.82	621,019.18	0.00
43 Security Services	8,700,000.00	6,605,429.71	2,094,570.29	0.00
57 Postage	1,500,000.00	1,261,811.75	238,188.25	0.00
58 Medical Expenses	45,000.00	0.00	45,000.00	0.00
60 Travelling and Subsistence - Direct Charges Original Provision 600,000.00 Add Transfer from 18/01/004/23 F:BUD:12/18/4 Sub.III T. dd.2010.08.19 <u>100,000.00</u>	700,000.00	633,243.18	66,756.82	0.00
62 Promotions, Publicity and Printing Original Provision 2,000,000.00 Add Virement from 18/02/004/23 F:BUD:12/18/4 Sub.3 Temp. dd.2010.08.10 <u>600,000.00</u>	2,600,000.00	1,794,392.75	805,607.25	0.00
66 Hosting of Conferences, Seminars and Other Functions Original Provision 800,000.00 Add Virement from 18/02/004/33 F:BUD:12/18/4 Sub.3 Temp. dd.2010.08.10 <u>550,000.00</u>	1,350,000.00	1,042,715.58	307,284.42	0.00
99 Employee Assistance Programme	300,000.00	19,550.00	280,450.00	0.00
TOTAL - INLAND REVENUE DIVISION	87,989,000.00	70,040,361.02	17,948,638.98	0.00

APPROPRIATION ACCOUNT FOR THE FINANCIAL YEAR 2010
HEAD 18 - MINISTRY OF FINANCE - INLAND REVENUE AND VALUATION DIVISIONS

SECTION C - DETAILS OF EXPENDITURE

SUB-HEAD/ITEM/SUB- ITEM	ESTIMATES FINANCIAL YEAR 2010	ACTUAL EXPENDITURE FINANCIAL YEAR 2010	VARIANCE (See Note 1 for reasons for Variances)	
			LESS THAN ESTIMATES	MORE THAN ESTIMATES
02 GOODS AND SERVICES				
010 VALUATION DIVISION				
01 Travelling and Subsistence	2,200,000.00	1,901,802.19	298,197.81	0.00
03 Uniforms	7,000.00	5,530.00	1,470.00	0.00
04 Electricity	260,000.00	219,039.29	40,960.71	0.00
05 Telephones	2,200,000.00	813,375.67	1,386,624.33	0.00
08 Rent/Lease - Office Accommodation and Storage	3,090,000.00	1,832,100.00	1,257,900.00	0.00
10 Office Stationery and Supplies				
Original Provision	90,000.00			
Add Virement from 18/02/010/17 F:BUD: 12/18/4 Sub.2 dd. 2010.24.02	200,000.00			
	290,000.00	182,042.27	107,957.73	0.00
11 Books and Periodicals	45,000.00	15,519.74	29,480.26	0.00
12 Materials and Supplies	74,000.00	52,426.74	21,573.26	0.00
13 Maintenance of Vehicles	40,000.00	22,299.40	17,700.60	0.00
15 Repairs and Maintenance - Equipment	30,000.00	9,457.64	20,542.36	0.00
16 Contract Employment	6,500,000.00	5,231,408.17	1,268,591.83	0.00
17 Training				
Original Provision	530,000.00			
Less Virement to 18/02/010/10 F:BUD: 12/18/4 Sub.2 dd. 2010.24.02	(200,000.00)			
	330,000.00	77,565.71	252,434.29	0.00
21 Repairs and Maintenance - Buildings	16,000.00	5,195.65	10,804.35	0.00
37 Janitorial Services	49,000.00	13,685.00	35,315.00	0.00
43 Security Services	500,000.00		500,000.00	0.00
57 Postage	5,000.00	0.00	5,000.00	0.00
62 Promotions, Publicity and Printing	25,000.00	0.00	25,000.00	0.00
66 Hosting of Conferences, Seminars and Other Functions	100,000.00	44,698.30	55,301.70	0.00
99 Employee Assistance Programme	30,000.00	805.00	29,195.00	0.00
TOTAL - VALUATION DIVISION	15,791,000.00	10,426,950.77	5,364,049.23	0.00

APPROPRIATION ACCOUNT FOR THE FINANCIAL YEAR 2010
HEAD 18 - MINISTRY OF FINANCE - INLAND REVENUE AND VALUATION DIVISIONS

SECTION C - DETAILS OF EXPENDITURE

SUB-HEAD/ITEM/SUB- ITEM	ESTIMATES FINANCIAL YEAR 2010	ACTUAL EXPENDITURE FINANCIAL YEAR 2010	VARIANCE (See Note 1 for reasons for Variances)	
			LESS THAN ESTIMATES	MORE THAN ESTIMATES
03 MINOR EQUIPMENT PURCHASES 004 INLAND REVENUE DIVISION	4,754,000.00	904,172.59	3,849,827.41	0.00
02 Office Equipment	1,900,000.00	449,642.13	1,450,357.87	0.00
03 Furniture and Furnishings	1,500,000.00	284,181.10	1,215,818.90	0.00
04 Other Minor Equipment	700,000.00	106,886.26	593,113.74	0.00
TOTAL - INLAND REVENUE DIVISION	4,100,000.00	840,709.49	3,259,290.51	0.00
03 MINOR EQUIPMENT PURCHASES 010 VALUATION DIVISION				
01 Vehicles (Replacement)	0.00	0.00	0.00	0.00
02 Office Equipment	400,000.00	5,452.50	394,547.50	0.00
03 Furniture and Furnishings	200,000.00	58,010.60	141,989.40	0.00
04 Other Minor Equipment	54,000.00	0.00	54,000.00	0.00
TOTAL - VALUATION DIVISION	654,000.00	63,463.10	590,536.90	0.00
04 CURRENT TRANSFERS AND SUBSIDIES	487,000.00	279,923.94	207,076.06	0.00
002 Commonwealth Bodies				
01 Contribution to Commonwealth Association of Tax Administration	85,000.00	77,141.70	7,858.30	0.00
004 International Bodies				
02 Inter-American Centre of Tax Administration	252,000.00	202,782.24	49,217.76	0.00
007 Households				
09 Daily - Rated Workers - Retirement Benefits	150,000.00	0.00	150,000.00	0.00
TOTAL - INLAND REVENUE DIVISION	487,000.00	279,923.94	207,076.06	0.00

APPROPRIATION ACCOUNT FOR THE FINANCIAL YEAR 2010
HEAD 18 - MINISTRY OF FINANCE - INLAND REVENUE AND VALUATION DIVISIONS

SECTION C - DETAILS OF EXPENDITURE

SUB-HEAD/ITEM/SUB- ITEM	ESTIMATES FINANCIAL YEAR 2010	ACTUAL EXPENDITURE FINANCIAL YEAR 2010	VARIANCE (See Note 1 for reasons for Variances)	
			LESS THAN ESTIMATES	MORE THAN ESTIMATES
09 DEVELOPMENT PROGRAMME	31,000,000.00	21,796,852.42	9,203,147.58	0.00
005 Multi-Sectoral and Other Services				
06 General Public Services				
A Administrative Services				
014 Upgrading of Information Technology - IRD				
Original Provision	40,000,000.00			
Less Virement to 18/09/005/06/A 035 F:BUD:15/18/4 dd.2010.06.08	<u>(10,000,000.00)</u>			
	30,000,000.00	21,256,948.78	8,743,051.22	0.00
F Public Buildings				
114 Refurbishment of Trinidad House	500,000.00	152,141.06	347,858.94	0.00
116 Refurbishment Works to District Revenue Offices	500,000.00	387,762.58	112,237.42	0.00
TOTAL - INLAND REVENUE DIVISION	31,000,000.00	21,796,852.42	9,203,147.58	0.00

APPROPRIATION ACCOUNT FOR THE FINANCIAL YEAR 2010

HEAD:18 - MINISTRY OF FINANCE - INLAND REVENUE AND VALUATION DIVISIONS

D - Notes to the Accounts

Note 1 - Explanations for the causes of material variances between the Estimates and the Actual Expenditure.

01. PERSONNEL EXPENDITURE

004 Inland Revenue Division

01 Salaries and C.O.L.A.	Provision made for payment of outstanding Acting Allowance and Increments
03 Overtime - Monthly Paid Officers	Overtime kept to a minimum
12 Settlement of Arrears to Public Officers	Outstanding Applications not received
23 Salaries - Direct Charges	Provision made for payment of outstanding Acting Allowance and Increments

01. PERSONNEL EXPENDITURE

010 Valuation Division

05 Government's Contribution to N.I.S.	Provision made for filling of vacant posts
08 Vacant Posts - Salaries and C.O.L.A.(without bodies)	Vacant posts not filled

02. GOODS AND SERVICES

004 Inland Revenue Division

01 Travelling and Subsistence	Provision made for filling of vacant posts
04 Electricity	Non Receipt of bills
06 Water and Sewerage Rates	Rental of office accommodation
07 House Rates	Non implementation of property tax
10 Office Stationery and Supplies	Purchase kept to a minimum
12 Materials and Supplies	Purchase kept to a minimum
15 Repairs and Maintenance - Equipment	Awaiting maintenance contracts
17 Training	Less overseas training
19 Official Entertainment	Kept to a minimum
22 Short-Term Employment	Employment of On The Job Trainees
24 Refunds and Rebates	The Division is unable to determine accurately the quantum of Refunds
33 Interest on Late V.A.T. Refund	The Division is unable to determine accurately the quantum of Refunds
35 Interest on Overpayment of Income Tax	The Division is unable to determine accurately the quantum of Refunds
37 Janitorial Services	Non Receipt of bills
62 Promotions, Publicity and Printing	Non Receipt of bills
99 Employee Assistance Programme	Less expenditure than anticipated

02. GOODS AND SERVICES

010 Valuation Division

05 Telephones	New system not yet purchased
16 Contract Employment	Contract posts not filled
17 Training	Minimum training done.
62 Promotions, Publicity and Printing	No Advertising.
99 Employee Assistance Programme	Less expenditure than anticipated

APPROPRIATION ACCOUNT FOR THE FINANCIAL YEAR 2010

HEAD:18 - MINISTRY OF FINANCE - INLAND REVENUE AND VALUATION DIVISIONS

D - Notes to the Accounts

Note 1 - Explanations for the causes of material variances between the Estimates and the Actual Expenditure.

03. MINOR EQUIPMENT PURCHASES

004 Inland Revenue Division

02 Office Equipment

Computers catered for
under Development Programme

03 Furniture and Furnishings

Expected relocation to new accommodation

04 Other Minor Equipment

Expected relocation to new accommodation

03. MINOR EQUIPMENT PURCHASES

010 Valuation Division

02 Office Equipment

Malfunctioning of Cheque writing system on
30/09/2010

03 Furniture and Furnishings

Malfunctioning of Cheque writing system on
30/09/2010

04 Other Minor Equipment

Malfunctioning of Cheque writing system on
30/09/2010

09. DEVELOPMENT PROGRAMME

005 Multi-Sectoral and Other Services

06 General Public Services

A Administrative Services

014 Upgrading of Information Technology IRD

Computerisation of D.R.S. incomplete.

APPROPRIATION ACCOUNT FOR THE FINANCIAL YEAR 2010

HEAD:18 - MINISTRY OF FINANCE - INLAND REVENUE AND VALUATION DIVISIONS

D - Notes to the Accounts

NOTE 2 Details of statement required by paragraph 9 of Comptroller of Accounts Circular No.11 dated 2010 August 24.

- A. Details of nugatory or similar payments. These include payments for which no value or manifestly insufficient value has been received. NIL

- B. The amount of any unvouched or improperly vouched expenditure. NIL

- C. Overpayments discovered during the year with the following details:

No. of cases of Overpayments discovered during the year	No. of cases reported to the Comptroller of Accounts and Auditor General	Total Amount Overpaid \$	Amount Recovered \$
198	197	\$285,236.27	\$145,916.68

- D. Losses of cash, stamps and stores which were discovered during the year:
 - IRD Stores, Tradezone Complex on 09/11/2010
 - 1 Six Feet Ladder \$400.00
 - 1 Electric Fan \$300.00
 - 2 Handtrucks \$500.00
 - 1 Microwave \$900.00
 - 1 Trolley \$2,000.00
 - Stationery \$226.00
 - Trinidad House 06/06/2010- 30FT of Copper Tubing \$25,000.00
 - Trinidad House Fourth Floor 16/06/2010-
 - 1 HP Compaq Laptop 6715B Serial No.CT 6617501B5V \$10,000.00
 - No. 169 The Crossings, Tumpuna Rd. Arima on 22/08/2010
 - 1 Dell Latitude 6500 Laptop Serial No. 2NJPJM1 \$8,500.00
 - 1 Blackberry Cellular Phone NIL

APPROPRIATION ACCOUNT FOR THE FINANCIAL YEAR 2010

HEAD:18 - MINISTRY OF FINANCE - INLAND REVENUE AND VALUATION DIVISIONS

D - Notes to the Accounts

NOTE 2 Details of statement required by paragraph 9 of Comptroller of Accounts Circular No.11 dated 2010 August 24.

E. Losses of cash and stamps settled or written-off during the year		
COA:44/34/65 dated 03/02/2010		\$100.00
F. Particulars of losses of stores settled or written-off during the year.		NIL
G. Misallocations, which if correctly charged would have resulted in excess expenditure on any Sub-Head, Item or Sub-Item.		NIL
H. Irregular issues of stores.		NIL
I. Particulars of all gifts and/or donations received.		NIL
J. Particulars of trust and other moneys held.		NIL
K.I Commitments as at 2010 September 30:		
Sub - Head 01- Personnel Expenditure		NIL
Sub - Head 02 - Goods and Services		\$419,701.78
Sub - Head 03 - Minor Equipment Purchases		\$558,400.00
Sub - Head 04 - Current Transfers and Subsidies		NIL
Sub - Head 09 - Development Programme		\$285,214.82
Total		\$1,263,316.60

II Particulars in respect of Contracts already entered into but not yet completed

Purpose of Contract	Total Contract Price	Amount Paid to Date	Contract Balance
Facilitating Electronic retrieval of Data from third party at Inland Revenue	\$499,293.32	\$313,666.30	\$185,627.02

L. Any major transactions affecting the Appropriation Account for the Financial year 2010 or relating to property for which the Accounting Officer is responsible.	NIL
--	-----

APPROPRIATION ACCOUNT FOR THE FINANCIAL YEAR 2010

HEAD:18 - MINISTRY OF FINANCE - INLAND REVENUE AND VALUATION DIVISIONS

D - Notes to the Accounts

Note 3 : Comparative Statement of Expenditure for the last five (5) financial years 2006-2010

EXPENDITURE CLASSIFICATION SUB-HEADS

FINANCIAL YEAR	PERSONNEL EXPENDITURE	GOODS AND SERVICES	MINOR EQUIPMENT PURCHASES	CURRENT TRANSFERS AND SUBSIDIES	CURRENT TRANSFERS TO STATUTORY BOARDS AND SIMILAR BODIES	DEBT SERVICING	DEVELOPMENT PROGRAMME	TOTAL
	\$ c	\$ c	\$ c	\$ c	\$ c	\$ c	\$ c	\$ c
2006	74,026,193.22	59,230,719.82	2,270,920.32	149,717.29	0.00	0.00	32,212,274.13	167,889,824.78
2007	97,664,720.39	59,467,968.09	3,043,653.92	229,880.29	0.00	0.00	60,732,870.80	221,139,093.49
2008	92,631,451.98	70,252,089.07	1,848,517.62	286,269.56	0.00	0.00	63,154,664.93	228,172,993.16
2009	92,590,263.77	70,229,806.28	1,045,055.97	243,300.90	0.00	0.00	35,096,976.92	199,205,403.84
2010	91,015,150.73	80,467,311.79	904,172.59	279,923.94	0.00	0.00	21,796,852.42	194,463,411.47

NOTE 4 : Payments out of Public Moneys to Members of Parliament (Other than salaries, allowances and pensions) Section

NAME OF MEMBER	AMOUNT	SERVICE/SERVICES FOR PAYMENT
NIL	NIL	NIL

NOTE 5 : STATEMENT OF BANK ACCOUNTS HELD

Authority for Opening Bank Account	Date Account Opened	Bank in which Account Held	Account Title	Bank Account Number	Type of Account	Account Signatories	Balance as at 2010/09/30
NIL	NIL	NIL	NIL	NIL	NIL	NIL	NIL

APPROPRIATION ACCOUNT FOR THE FINANCIAL YEAR 2010
HEAD:18 - MINISTRY OF FINANCE - INLAND REVENUE AND VALUATION DIVISIONS

D - Notes to the Accounts


NOTE 6:	EXPLANATION FOR ANY DISCREPANCIES	NIL
NOTE 7:	TOTAL VALUE OF UNPRESENTED CHEQUES AS AT THE END OF THE FINANCIAL YEAR	\$13,845,798.88

SECTION E - CERTIFICATION

CERTIFICATE

I hereby certify that the Appropriation Account for the financial year ended 2010 September 30, submitted in accordance with section 24(1)(b) of the Exchequer and Audit Act Chapter 69:01, as amended by Act No. 23 of 1998, has been reconciled with the Comptroller of Accounts (Paymaster's) Schedule of Receipts and Payments and any discrepancies have been identified and explained as a note to the accounts.

Date: 2011 January 28


Deokie Hosein
Chairman, Board of Inland Revenue

**HEAD 18: MINISTRY OF FINANCE
(AU 14: COMPTROLLER OF CUSTOMS AND
EXCISE)**

**APPROPRIATION ACCOUNT
FOR THE
FINANCIAL YEAR 2010**

APPROPRIATION ACCOUNT FOR THE FINANCIAL YEAR 2010

HEAD 18 - MINISTRY OF FINANCE - CUSTOMS AND EXCISE DIVISION

SECTION A - SUMMARY OF EXPENDITURE

SUB-HEADS	ESTIMATES FINANCIAL YEAR 2010	ACTUAL EXPENDITURE FINANCIAL YEAR 2010	VARIANCE		
			LESS THAN ESTIMATES	MORE THAN ESTIMATES	
	\$ c	\$ c	\$ c	\$ c	\$ c
01 PERSONNEL EXPENDITURE	144,539,000.00	104,500,099.49	40,038,900.51		0.00
02 GOODS AND SERVICES	68,152,852.00	54,240,145.65	13,912,706.35		0.00
Original Provision	61,498,700.00				
Add: Virement from 18/02/001/28	6,654,152.00				
F: Bud: 12/18/2 Sub 1 Vol. II					
dd 21.5.10					
03 MINOR EQUIPMENT PURCHASES	13,980,000.00	1,970,494.43	12,009,505.57		0.00
04 CURRENT TRANSFERS AND SUBSIDIES	3,399,000.00	260,465.00	3,138,535.00		0.00
09 DEVELOPMENT PROGRAMME	11,632,000.00	3,963,829.53	7,668,170.47		0.00
TOTAL	241,702,852.00	164,935,034.10	76,767,817.90		0.00

APPROPRIATION ACCOUNT FOR THE FINANCIAL YEAR 2010

HEAD 18 - MINISTRY OF FINANCE - CUSTOMS AND EXCISE DIVISION

SECTION B - SUMMARY OF EXPENDITURE

SUB-HEAD/ITEM/SUB-ITEM		ESTIMATES	ACTUAL	VARIANCE
		FINANCIAL YEAR 2010	EXPENDITURE FINANCIAL YEAR 2010	
		\$	\$	\$
		c	c	c
SUB HEAD 01	PERSONNEL EXPENDITURE	144,539,000.00	104,500,099.49	40,038,900.51
Sub-Item 01	Salaries and COLA	60,000,000.00	48,596,231.66	11,403,768.34
02	Wages and COLA	874,000.00	732,080.00	141,920.00
03	Overtime	74,112,000.00	48,412,884.09	25,699,115.91
04	Allowances	2,700,000.00	2,580,572.98	119,427.02
05	Government's Contribution to NIS	5,000,000.00	3,103,346.60	1,896,653.40
08	Vacant Posts - Salaries & COLA (without bodies)	0.00	0.00	0.00
12	Settlement of Arrears to Public Officers	254,000.00	0.00	254,000.00
20	Government's Contribution to Group Health Insurance - Daily Rated Workers	5,000.00	4,056.00	944.00
21	Government's Contribution to Group Pension - Daily Rated Workers	40,000.00	0.00	40,000.00
23	Salaries - Direct Charges	740,000.00	455,477.45	284,522.55
24	Allowances - Direct Charges	68,000.00	41,206.45	26,793.55
27	Government's Contribution to Group Health Insurance - Monthly Paid Officers	450,000.00	317,836.00	132,164.00
29	Overtime - Daily Rated Workers	268,000.00	240,425.28	27,574.72
31	Government's Contribution to NIS - Direct Charges	28,000.00	15,982.98	12,017.02
SUB-HEAD 02	GOODS AND SERVICES	68,152,852.00	54,240,145.65	13,912,706.35
Sub-Item 01	Travelling and Subsistence	6,200,000.00	5,229,181.12	970,818.88
03	Uniforms	2,834,425.00	608,681.43	2,225,743.57
04	Electricity	2,000,000.00	1,778,095.92	221,904.08
05	Telephones	3,400,000.00	2,722,077.17	677,922.83
06	Water and Sewerage Rates	56,000.00	33,176.00	22,824.00
07	House Rates	0.00	0.00	0.00
08	Rent/Lease - Office Accommodation and Storage	13,969,152.00	13,969,096.91	55.09
	C/F	28,459,577.00	24,340,308.55	4,119,268.45

APPROPRIATION ACCOUNT FOR THE FINANCIAL YEAR 2010

HEAD 18 - MINISTRY OF FINANCE - CUSTOMS AND EXCISE DIVISION

SECTION B - SUMMARY OF EXPENDITURE

SUB-HEAD/ITEM/SUB-ITEM		ESTIMATES	ACTUAL	VARIANCE
		FINANCIAL YEAR 2010	EXPENDITURE FINANCIAL YEAR 2010	
		\$	\$	\$
		c	c	c
	B/F	28,459,577.00	24,340,308.55	4,119,268.45
SUB-HEAD 02	Goods and Services - Cont'd			
09	Rent/Lease - Vehicles and Equipment	75,000.00	60,040.50	14,959.50
10	Office Stationery and Supplies	1,000,000.00	835,794.60	164,205.40
11	Books and Periodicals	160,000.00	77,084.33	82,915.67
12	Materials and Supplies	2,033,235.00	913,369.46	1,119,865.54
13	Maintenance of Vehicles	2,600,000.00	1,677,797.14	922,202.86
15	Repairs and Maintenance - Equipment	1,300,000.00	345,117.91	954,882.09
16	Contract Employment	2,300,000.00	1,991,744.15	308,255.85
17	Training	1,300,000.00	400,133.96	899,866.04
21	Repairs and Maintenance - Buildings	1,050,000.00	753,086.19	296,913.81
22	Short Term Employment	1,670,000.00	1,587,729.78	82,270.22
23	Fees	152,340.00	150,000.00	2,340.00
24	Refunds and Rebates	100,000.00	534.70	99,465.30
27	Official Overseas Travel	0.00	0.00	0.00
28	Other Contracted Services	21,800,000.00	19,565,389.28	2,234,610.72
36	Extraordinary Expenditure	0.00	0.00	0.00
37	Janitorial Services	2,280,000.00	352,106.15	1,927,893.85
57	Postage	15,700.00	1,617.13	14,082.87
58	Medical Expenses	37,000.00	0.00	37,000.00
60	Travelling and Subsistence - Direct Charges	140,000.00	89,582.90	50,417.10
61	Insurance	430,000.00	298,463.23	131,536.77
62	Promotions, Publicity and Printing	400,000.00	90,965.01	309,034.99
66	Hosting of Conferences, Seminars and Other Functions	700,000.00	693,685.68	6,314.32
99	Employee Assistance Programme	150,000.00	15,595.00	134,405.00
SUB-HEAD 03	MINOR EQUIPMENT PURCHASES	13,980,000.00	1,970,494.43	12,009,505.57
Sub-Item 01	Vehicles (Replacement)	4,300,000.00	1,509,774.35	2,790,225.65
02	Office Equipmen't	2,300,000.00	23,680.00	2,276,320.00
03	Furniture and Furnishings	280,000.00	201,174.79	78,825.21
04	Other Minor Equipment	7,100,000.00	235,865.29	6,864,134.71

APPROPRIATION ACCOUNT FOR THE FINANCIAL YEAR 2010

HEAD 18 - MINISTRY OF FINANCE - CUSTOMS AND EXCISE DIVISION

SECTION B - SUMMARY OF EXPENDITURE

SUB-HEAD/ITEM/SUB-ITEM		ESTIMATES FINANCIAL YEAR 2010	ACTUAL EXPENDITURE FINANCIAL YEAR 2010	VARIANCE
		\$ c	\$ c	\$ c
SUB-HEAD 04	CURRENT TRANSFERS AND SUBSIDIES	3,399,000.00	260,465.00	3,138,535.00
Item 001	Regional Bodies	96,994.00	49,743.72	47,250.28
004	International Bodies	203,000.00	192,521.12	10,478.88
007	Households	3,099,006.00	18,200.16	3,080,805.84
SUB-HEAD 09	DEVELOPMENT PROGRAMME	11,632,000.00	3,963,829.53	6,546,170.47
GRAND TOTAL		241,702,852.00	164,935,034.10	75,645,817.90

APPROPRIATION ACCOUNT FOR THE FINANCIAL YEAR 2010

HEAD 18 - MINISTRY OF FINANCE - CUSTOMS AND EXCISE DIVISION

SECTION C - DETAILS OF EXPENDITURE

SUB-HEAD/ITEM/SUB-ITEM	ESTIMATES FINANCIAL YEAR 2010	ACTUAL EXPENDITURE FINANCIAL YEAR 2010	VARIANCE (See Note 1 for reasons for Variances)	
			LESS THAN ESTIMATES	MORE THAN ESTIMATES
\$ C	\$ C	\$ C	\$ C	\$ C
01 PERSONNEL EXPENDITURE				
003 CUSTOMS AND EXCISE DIVISION				
01 Salaries and COLA	60,000,000.00	48,596,231.66	11,403,768.34	0.00
02 Wages and COLA	874,000.00	732,080.00	141,920.00	0.00
03 Overtime	74,112,000.00	48,412,884.09	25,699,115.91	0.00
Original Provision	74,300,000.00			
Less: Virement to 18/01/003/29	(38,000.00)			
F: Bud: 12/18/4 Sub II dated 26.7.10				
Virement to 18/01/003/29	(50,000.00)			
F: Bud: 12/18/4 Sub II dated 13.9.10				
Virement to 18/01/003/04	(100,000.00)			
F: Bud: 12/18/2 Sub II Vol. I dated 29.9.10				
04 Allowances	2,700,000.00	2,580,572.98	119,427.02	0.00
Original Provision	2,600,000.00			
Add: Virement from 18/01/003/03	100,000.00			
F: Bud: 12/18/2 Sub II Vol. I dated 29.9.10				
05 Government's Contribution to NIS	5,000,000.00	3,103,346.60	1,896,653.40	0.00
08 Vacant Post - Sal. & COLA (without bodies)	0.00	0.00	0.00	0.00
12 Settlement of Arrears to Public Officers	254,000.00	0.00	254,000.00	0.00
20 Gov't Contribution to Group Health Insurance - Daily Rated Workers	5,000.00	4,056.00	944.00	0.00
21 Government's Contribution to Group Pension - Daily Rated Workers	40,000.00	0.00	40,000.00	0.00
23 Salaries - Direct Charges	740,000.00	455,477.45	284,522.55	0.00
24 Allowances - Direct Charges	68,000.00	41,206.45	26,793.55	0.00
27 Gov't Contribution to Group Health Insurance - Monthly Paid Officers	450,000.00	317,836.00	132,164.00	0.00
C/F	144,243,000.00	104,243,691.23	39,999,308.77	0.00

APPROPRIATION ACCOUNT FOR THE FINANCIAL YEAR 2010

HEAD 18 - MINISTRY OF FINANCE - CUSTOMS AND EXCISE DIVISION

SECTION C - DETAILS OF EXPENDITURE

SUB-HEAD/ITEM/SUB-ITEM	ESTIMATES FINANCIAL YEAR 2010	ACTUAL EXPENDITURE FINANCIAL YEAR 2010	VARIANCE (See Note 1 for reasons for Variances)	
			LESS THAN ESTIMATES	MORE THAN ESTIMATES
	\$ c	\$ c	\$ c	\$ c
B/F	144,243,000.00	104,243,691.23	39,999,308.77	0.00
01 PERSONNEL EXPENDITURE - CONT'D				
003 CUSTOMS AND EXCISE DIVISION				
29 Overtime - Daily Rated Workers	268,000.00	240,425.28	27,574.72	0.00
Original Provision	180,000.00			
Add: Virement from 18/01/003/03	38,000.00			
F: Bud: 12/18/4 Sub II				
dated 26.7.10				
Virement from 18/01/003/03	50,000.00			
F: Bud: 12/18/4 Sub II				
dated 13.9.10				
31 Gov't Cont. to NIS - Direct Charges	28,000.00	15,982.98	12,017.02	0.00
TOTAL PERSONNEL EXPENDITURE	144,539,000.00	104,500,099.49	40,038,900.51	0.00
02 GOODS AND SERVICES				
003 CUSTOMS AND EXCISE DIVISION				
01 Travelling and Subsistence	6,200,000.00	5,229,181.12	970,818.88	0.00
03 Uniforms	2,834,425.00	608,681.43	2,225,743.57	0.00
Original Provision	4,000,000.00			
Less: Virement to 18/02/003/21	(550,000.00)			
F: Bud: 12/18/4 Sub II				
dated 16.7.10				
Virement to 18/02/003/23	(100,575.00)			
F: Bud: 12/18/4 Sub II				
dated 16.7.10				
Virement to 18/02/003/08	(515,000.00)			
F: Bud: 12/18/4 Sub II				
dated 13.9.10				
04 Electricity	2,000,000.00	1,778,095.92	221,904.08	0.00
05 Telephones	3,400,000.00	2,722,077.17	677,922.83	0.00
06 Water and Sewerage Rates	56,000.00	33,176.00	22,824.00	0.00
07 House Rates	0.00	0.00	0.00	0.00
C/F	14,490,425.00	10,371,211.64	4,119,213.36	0.00

APPROPRIATION ACCOUNT FOR THE FINANCIAL YEAR 2010

HEAD 18 - MINISTRY OF FINANCE - CUSTOMS AND EXCISE DIVISION

SECTION C - DETAILS OF EXPENDITURE

SUB-HEAD/ITEM/SUB-ITEM	ESTIMATES FINANCIAL YEAR 2010	ACTUAL EXPENDITURE FINANCIAL YEAR 2010	VARIANCE (See Note 1 for reasons for Variances)	
			LESS THAN ESTIMATES	MORE THAN ESTIMATES
\$ C	\$ C	\$ C	\$ C	\$ C
B/F	14,490,425.00	10,371,211.64	4,119,213.36	0.00
02 GOODS AND SERVICES - CONT'D				
003 CUSTOMS AND EXCISE DIVISION				
08 Rent/Lease - Office Accommodation and Storage	13,969,152.00	13,969,096.91	55.09	0.00
Original Provision	6,800,000.00			
Add: Virement from 18/02/001/28	6,654,152.00			
F: Bud: 12/18/2 Sub 1 Vol. II dated 21.5.10				
Virement from 18/02/003/03	515,000.00			
F: Bud: 12/18/2 Sub 1 Vol. II dated 13.9.10				
09 Rent/Lease - Vehicles and Equipment	75,000.00	60,040.50	14,959.50	0.00
Original Provision	60,000.00			
Add: Virement from 18/02/003/12	15,000.00			
F: Bud: 12/18/2 Sub II dated 16.7.10				
10 Office Stationery and Supplies	1,000,000.00	835,794.60	164,205.40	0.00
11 Books and Periodicals	160,000.00	77,084.33	82,915.67	0.00
12 Materials and Supplies	2,033,235.00	913,369.46	1,119,865.54	0.00
Original Provision	2,200,000.00			
Less: Virement to 18/02/003/9	(15,000.00)			
F: Bud: 12/18/4 Sub II dated 16.7.10				
Virement to 18/02/003/22	(150,000.00)			
F: Bud: 12/18/4 Sub II dated 16.7.10				
Virement to 18/02/003/23	(1,765.00)			
F: Bud: 12/18/4 Sub II dated 26.8.10				
13 Maintenance of Vehicles	2,600,000.00	1,677,797.14	922,202.86	0.00
15 Repairs and Maintenance - Equipment	1,300,000.00	345,117.91	954,882.09	0.00
16 Contract Employment	2,300,000.00	1,991,744.15	308,255.85	0.00
17 Training	1,300,000.00	400,133.96	899,866.04	0.00
C/F	39,227,812.00	30,641,390.60	8,586,421.40	0.00

APPROPRIATION ACCOUNT FOR THE FINANCIAL YEAR 2010

HEAD 18 - MINISTRY OF FINANCE - CUSTOMS AND EXCISE DIVISION

SECTION C - DETAILS OF EXPENDITURE

SUB-HEAD/ITEM/SUB-ITEM	ESTIMATES FINANCIAL YEAR 2010	ACTUAL EXPENDITURE FINANCIAL YEAR 2010	VARIANCE (See Note 1 for reasons for Variances)	
			LESS THAN ESTIMATES	MORE THAN ESTIMATES
	\$ C	\$ C	\$ C	\$ C
B/F			8,586,421.40	0.00
02 GOODS AND SERVICES - CONT'D				
003 CUSTOMS AND EXCISE DIVISION				
21 Repairs and Maintenance - Buildings		1,050,000.00	753,086.19	296,913.81
Original Provision	500,000.00			
Add: Virement from 18/02/003/03	550,000.00			
F: Bud: 12/18/4 Sub II dated 16.7.10				
22 Short Term Employment		1,670,000.00	1,587,729.78	82,270.22
Original Provision	1,300,000.00			
Add: Virement from 18/02/003/12	150,000.00			
F: Bud: 12/18/4 Sub II dated 16.7.10				
Virement from 18/02/003/37	220,000.00			
F: Bud: 12/18/4 Sub II dated 9.8.10				
23 Fees		152,340.00	150,000.00	2,340.00
Original Provision	50,000.00			
Add: Virement from 18/02/003/3	100,575.00			
F: Bud: 12/18/4 Sub II dated 16.7.10				
Virement from 18/02/003/12	1,765.00			
F: Bud: 12/18/4 Sub II dated 26.8.10				
24 Refunds and Rebates		100,000.00	534.70	99,465.30
27 Official Overseas Travel		0.00	0.00	0.00
28 Other Contracted Services		21,800,000.00	19,565,389.28	2,234,610.72
36 Extraordinary Expenditure		0.00	0.00	
37 Janitorial Services		2,280,000.00	352,106.15	1,927,893.85
Original Provision	2,500,000.00			
Less: Virement to 18/02/003/22	(220,000.00)			
F: Bud: 12/18/4 Sub II dated 9.8.10				
57 Postage		15,700.00	1,617.13	14,082.87
C/F		66,295,852.00	53,051,853.83	13,243,998.17

APPROPRIATION ACCOUNT FOR THE FINANCIAL YEAR 2010

HEAD 18 - MINISTRY OF FINANCE - CUSTOMS AND EXCISE DIVISION

SECTION C - DETAILS OF EXPENDITURE

SUB-HEAD/ITEM/SUB-ITEM	ESTIMATES FINANCIAL YEAR 2010	ACTUAL EXPENDITURE FINANCIAL YEAR 2010	VARIANCE (See Note 1 for reasons for Variances)	
			LESS THAN ESTIMATES	MORE THAN ESTIMATES
	\$ C	\$ C	\$ C	\$ C
B/F	66,295,852.00	53,051,853.83	13,243,998.17	0.00
02 GOODS AND SERVICES - CONT'D				
003 CUSTOMS AND EXCISE DIVISION				
58 Medical Expenses	37,000.00	0.00	37,000.00	0.00
60 Travelling and Subsistence - Dir. Charges	140,000.00	89,582.90	50,417.10	0.00
61 Insurance	430,000.00	298,463.23	131,536.77	0.00
62 Promotions, Publicity and Printing	400,000.00	90,965.01	309,034.99	0.00
66 Hosting of Conferences and Seminars and Other Functions	700,000.00	693,685.68	6,314.32	0.00
99 Employee Assistance Programme	150,000.00	15,595.00	134,405.00	0.00
TOTAL GOODS AND SERVICES	68,152,852.00	54,240,145.65	13,912,706.35	0.00
03 MINOR EQUIPMENT PURCHASES				
003 CUSTOMS AND EXCISE DIVISION				
01 Vehicles (Replacement)	4,300,000.00	1,509,774.35	2,790,225.65	0.00
02 Office Equipment	2,300,000.00	23,680.00	2,276,320.00	0.00
03 Furniture and Furnishings	280,000.00	201,174.79	78,825.21	0.00
04 Other Minor Equipment	7,100,000.00	235,865.29	6,864,134.71	0.00
TOTAL MINOR EQUIPMENT	13,980,000.00	1,970,494.43	12,009,505.57	0.00
04 CURRENT TRANSFERS AND SUBSIDIES				
003 CUSTOMS AND EXCISE DIVISION				
001 Regional Bodies				
02 Contribution to the Caribbean Customs Law Enforcement Council (CCLEC) Original Provision Add: Virement from 18/04/007/11 F: Bud: 12/18/4 Subll dated 26.8.10	96,994.00	49,743.72	47,250.28	0.00
	96,000.00			
	994.00			
C/F	96,994.00	49,743.72	47,250.28	0.00

APPROPRIATION ACCOUNT FOR THE FINANCIAL YEAR 2010

HEAD 18 - MINISTRY OF FINANCE - CUSTOMS AND EXCISE DIVISION

SECTION C - DETAILS OF EXPENDITURE

SUB-HEAD/ITEM/SUB-ITEM	ESTIMATES FINANCIAL YEAR 2010	ACTUAL EXPENDITURE FINANCIAL YEAR 2010	VARIANCE (See Note 1 for reasons for Variances)	
			LESS THAN ESTIMATES	MORE THAN ESTIMATES
\$ C	\$ C	\$ C	\$ C	\$ C
B/F	96,994.00	49,743.72	47,250.28	0.00
04 CURRENT TRANSFERS AND SUBSIDIES-CONT'D				
003 CUSTOMS AND EXCISE DIVISION				
004 International Bodies				
01 Contribution to the World Customs Organisation	203,000.00	192,521.12	10,478.88	0.00
007 Households				
07 Daily Rated Workers - Death Benefit	0.00	0.00	0.00	0.00
11 Retirement and Other Benefits	3,099,006.00	18,200.16	3,080,805.84	0.00
Original Provision	3,100,000.00			
Less: Virement from 18/04/007/11	(994.00)			
F: Bud: 12/18/4 SubII dated 26.8.10				
TOTAL CURRENT TRANSFERS AND SUBSIDIES	3,399,000.00	260,465.00	3,138,535.00	0.00
09 DEVELOPMENT PROGRAMME				
003 CUSTOMS AND EXCISE DIVISION				
005 - Multisectoral and Other Services				
06 - General Public Services				
A - Administrative Services				
021 - Upgrading of ASYCUDA - Migration from ASYCUDA vers. 2.7 to ASYCUDA ++	7,500,000.00	3,742,704.53	3,757,295.47	0.00
005 - Multisectoral and Other Services				
06 - General Public Services				
F - Public Buildings				
126 - Refurbishment of Customs and Excise Regional Training School	2,050,000.00	221,125.00	1,828,875.00	0.00
127 - Construction of Customs Facilities at Hart's Cut	200,000.00	0.00	200,000.00	0.00
005 - Multisectoral and Other Services				
06 - General Public Services				
G - Equipment and Vehicles				
001 - Purchase of Vehicles and Equipment for the Customs and Excise Division	0.00	0.00	0.00	0.00
C/F	9,750,000.00	3,963,829.53	5,786,170.47	0.00

APPROPRIATION ACCOUNT FOR THE FINANCIAL YEAR 2010

HEAD 18 - MINISTRY OF FINANCE - CUSTOMS AND EXCISE DIVISION

SECTION C - DETAILS OF EXPENDITURE

SUB-HEAD/ITEM/SUB-ITEM	ESTIMATES FINANCIAL YEAR 2010	ACTUAL EXPENDITURE FINANCIAL YEAR 2010	VARIANCE (See Note 1 for reasons for Variances)	
			LESS THAN ESTIMATES	MORE THAN ESTIMATES
	\$ C	\$ C	\$ C	\$ C
B/F	9,750,000.00	3,963,829.53	5,786,170.47	0.00
09 DEVELOPMENT PROGRAMME-CONT'D				
003 CUSTOMS AND EXCISE DIVISION				
005 - Multisectoral and Other Services				
06 - General Public Services				
L - Customs and Excise				
001 - Development of Customs Measures	0.00	0.00	0.00	0.00
002 - Acquisition of Specialized Software (Intelligence and Enforcement) Customs and Excise	0.00	0.00	0.00	0.00
003 - Development of a Website - Customs and Excise Division	0.00	0.00	0.00	0.00
004 - Acquisition of Trained Drug Detector Dogs for Drug Interdiction	760,000.00	0.00	760,000.00	0.00
005 - Paving of Compound at Central Examination Station (CES)	622,000.00	0.00	622,000.00	0.00
006 - Upgrade of Jetty at Port of Cedros	500,000.00	0.00	500,000.00	0.00
TOTAL DEVELOPMENT PROGRAMME	11,632,000.00	3,963,829.53	6,546,170.47	0.00
TOTAL CUSTOMS AND EXCISE DIVISION	241,702,852.00	164,935,034.10	75,645,817.90	0.00

APPROPRIATION ACCOUNT FOR THE FINANCIAL YEAR 2010

HEAD 18 - MINISTRY OF FINANCE - CUSTOMS AND EXCISE DIVISION

SECTION D - NOTES TO THE ACCOUNTS

NOTE 1 - Explanations for the causes of material variances between the Estimates and the Actual Expenditure

SUB-HEAD/ITEM/SUB-ITEM	LESS THAN ESTIMATES	REMARKS
01/003/01 Salaries and C.O.L.A.	11,403,768.34	Acting approvals not yet received
01/003/03 Overtime	25,699,115.91	Arrears of overtime for the years 2008 and 2009 not completed for payment
01/003/05 Gov't Contribution to NIS	1,896,653.40	Vacant posts not filled
01/003/12 Settlement of Arrears to Public Officers	254,000.00	No applications for payment received
01/003/23 Salaries- Direct Charges	284,522.55	Vacant posts not filled
02/003/01 Travelling and Subsistence	970,818.88	Acting approvals outstanding resulting in non payment of schedule travelling; vouchers not presented
02/003/03 Uniforms	2,225,743.57	Contracts not finalised. Only shoe allowance was paid in financial year 2010
02/003/04 Electricity	221,904.08	Invoices not yet presented for payment
02/003/05 Telephones	677,922.83	Invoices not yet presented for payment
02/003/12 Materials and Supplies	1,119,865.54	Expenditure confined to release of funds
02/003/13 Maintenance of Vehicles	922,202.86	Provisions for the purchase of outboard engines and transponders not utilized
02/003/15 Repairs and Maintenance - Equipment	954,882.09	Maintenance contract for servicing and cost of parts for scanners not finalized
02/003/16 Contract Employment	308,255.85	Resignation of persons on contract re: TTRA
02/003/17 Training	899,866.04	Cost of training for some officers were provided by the international organisations providing the training. No basic training was conducted for new Customs Officers.
02/003/21 Repairs and Maintenance - Building	296,913.81	Claims not submitted in time
02/003/28 Other Contracted Services	2,234,610.72	Invoices not yet presented for payment
02/003/37 Janitorial Services	1,927,893.85	Provision made for new Customs House
02/003/62 Promotions, Publicity and Printing	309,034.99	Provisions made for printing of documents were not utilized since the Government Printery agreed to continue printing documents sensitive in nature to the division

APPROPRIATION ACCOUNT FOR THE FINANCIAL YEAR 2010

HEAD 18 - MINISTRY OF FINANCE - CUSTOMS AND EXCISE DIVISION

SECTION D - NOTES TO THE ACCOUNTS

NOTE 1 - Explanations for the causes of material variances between the Estimates and the Actual Expenditure

SUB-HEAD/ITEM/SUB-ITEM	LESS THAN ESTIMATES	REMARKS
03/003/01 Vehicles (Replacement)	2,790,225.65	Provision was made for the purchase of one (1) Safe Boat Interceptor. This purchase is yet to be finalised.
03/003/02 Office Equipment	2,276,320.00	Expenditure confined to release of funds
03/003/04 Other Minor Equipment	6,864,134.71	Approvals required to purchase arms and ammunitions not received by the end of the financial year
04/007/11 Retirement and Other Benefits	3,080,805.84	Provisions made for some ex-gratia payment for extra guards' service were not utilized as this cost is now being borne by the Pensions Division in computing compensation for service prior to permanent employment in the Public Service
005/06/A/021 Upgrading of ASYCUDA - Migration from ASYCUDA vers. 2.7 to ASYCUDA ++	3,757,295.47	Some of the equipment required were not acquired due to the absence of legislative amendments to 78:01 with regard to the roll out of ASYCUDA World
005/06/F/126 Refurbishment of Customs and Excise Regional Training School	1,828,875.00	Technical information specific to the Shooting Range was being sourced . A visit to the Sports and Games shooting range in San Fernando was done and this raised several questions which resulted in seeking of expert advice. This information could not be sourced before the end of the financial year.
005/06/F/127 Construction of Customs Facilities at Hart's cut	200,000.00	Project on hold due to the Coast Guard's Developmental works at Hart's Cut which may include some aspects of Custom's proposed development to its facilities at Hart's Cut.
005/06/L/004 Acquisition of Trained Drug Detector Dogs for Drug Interdiction	760,000.00	There were no newly trained handlers during the financial year for the purchase of new dogs.
005/06/L/005 Paving of Compound at Central Examination Station (CES)	622,000.00	Project delayed due to lack of technical support. The Ministry of Works and Transport has indicated verbally that the assistance sought will be provided. Efforts are being made to through the Permanent Secretary Ministry of Finance to officially communicate with the Ministry of Finance for the much needed technical assistance.
005/06/L/006 Upgrade of Jetty at Port of Cedros	500,000.00	Project delayed due to lack of a consultant who must be shortlisted by the Ministry of Works. This shortlist must be presented to the Cental Tenders Board to invite tenders.

APPROPRIATION ACCOUNT FOR THE FINANCIAL YEAR 2010

HEAD 18 - MINISTRY OF FINANCE - CUSTOMS AND EXCISE DIVISION

D - NOTES TO THE ACCOUNTS - Cont'd

NOTE 2 - Details of Statement required by paragraph 9 of Comptroller of Accounts Circular No.11 dated 2010 August 24

A - Details of nugatory or similar payments. These include payments for which no value or manifestly insufficient value has been received. NIL

B - The amount of any unvouched or improperly vouched expenditure. NIL

C - Overpayments discovered during the year. Details are as follows:

No. of cases of overpayments discovered during the year	No. of cases reported to the Comptroller of Accounts and Auditor General	Total amount Overpaid \$	Amount Recovered \$
50	50	70,700.05	61,921.22

D - Losses of cash, stamps and stores which were discovered during the year. NIL

E - Losses of cash and stamps settled or written-off during the year. NIL

F - Particulars of losses of stores settled or written-off during the year. NIL

G - Misallocations, which if correctly charged would have resulted in excess expenditure on any Sub-Head, Item or Sub-Item. NIL

H - Irregular issues of stores. NIL

I - Particulars of all gifts and/or donations received from agencies/entities within or outside of Trinidad and Tobago whether monetary or in kind. NIL

J - Particulars of trust and other moneys held, whether temporarily or otherwise by any officer in his official capacity, either alone or jointly with any other person, whether an officer or not in accordance with section 2 of the Exchequer and Audit Act, Chapter 69:01. NIL

K (i) - Total Outstanding Commitments as at 2010 September 30 in respect of each Sub-Head of Expenditure:

	\$	\$
Sub-Head 01 Personnel Expenditure	0.00	
Sub-Head 02 Goods and Services	545,649.49	
Sub-Head 03 Minor Equipment Purchases	73,181.73	
Sub-Head 04 Current Transfers and Subsidies	47,250.00	
Sub-Head 09 Development Programme	5,075.00	
	<hr/>	<hr/>
		671,156.22

(ii) - Particulars in respect of Contracts already entered into but not yet completed. NIL

L - Any major transactions affecting the Appropriation Account for the financial year 2010 or relating to property for which the Accounting Officer is responsible. NIL

APPROPRIATION ACCOUNT FOR THE FINANCIAL YEAR 2010

HEAD 18 - MINISTRY OF FINANCE - CUSTOMS AND EXCISE DIVISION

D - NOTES TO THE ACCOUNTS - Cont'd

NOTE 3 - Comparative Statement of Expenditure for the last five (5) financial years 2006-2010

EXPENDITURE CLASSIFICATION SUB-HEADS						
Financial Year	Personnel Expenditure	Goods and Services	Minor Equipment Purchases	Current Transfers and Subsidies	Development Programme	Total
2006	70,380,846.29	46,929,725.61	1,370,898.73	314,989.74	5,813,934.98	124,810,395.35
2007	78,198,980.79	35,899,674.81	1,011,436.20	240,713.21	3,778,885.08	119,129,690.09
2008	78,061,645.51	54,009,799.76	4,054,869.74	294,532.17	9,298,227.29	145,719,074.47
2009	109,001,839.02	51,398,556.78	7,357,907.11	2,672,118.36	5,512,526.39	175,942,947.66
2010	104,500,099.49	54,240,145.65	1,970,494.43	260,465.00	3,963,829.53	164,935,034.10

NOTE 4 - Statement of Payments out of public moneys to Members of Parliament - Section 25 (2) of the Exchequer and Audit Act Chapter 69:01

Name of Member	Amount	Services for payment
NIL	NIL	NIL

NOTE 5 - STATEMENT OF BANK ACCOUNTS HELD

Authority for opening Bank Account	Date Account Opened	Bank in which Account Held	Account Title	Bank Account Number	Type of Account	Account Signatories	Balance as at 2010/09/30
NIL	NIL	NIL	NIL	NIL	NIL	NIL	NIL

NOTE 6 - Explanation for any discrepancies between the Comptroller of Accounts figures and the Appropriation Account

NOTE 7 - Total Value (\$) of Unpresented Cheques as at 2010 September 30 - \$13,951,943.57

SECTION E - CERTIFICATION

CERTIFICATE

I hereby certify that the Appropriation Accounts for the financial year ended 2010 September 30, submitted in accordance with Section 24(1)(b) of the Exchequer and Audit Act Chapter 69:01, as amended by Act No. 23 of 1998, has been reconciled with the Comptroller of Accounts (Paymaster's) Schedule of Receipts and Payments and any discrepancies have been identified and explained as a note to the accounts.

Date: 2011 January 27 ^H



 COMPTROLLER OF CUSTOMS AND EXCISE
 CUSTOMS AND EXCISE DIVISION
 MINISTRY OF FINANCE

**HEAD 19: CHARGES ON ACCOUNT
OF THE PUBLIC DEBT**

APPROPRIATION ACCOUNT

FOR THE

FINANCIAL YEAR 2010

APPROPRIATION ACCOUNT FOR THE FINANCIAL YEAR 2010

HEAD OF EXPENDITURE : 19 - CHARGES ON ACCOUNT OF THE PUBLIC DEBT

SECTION A - SUMMARY OF EXPENDITURE

SUB-HEAD	ESTIMATES FINANCIAL YEAR 2010	ACTUAL EXPENDITURE FINANCIAL YEAR 2010	VARIANCE	
			LESS THAN ESTIMATES	MORE THAN ESTIMATES
07 DEBT SERVICING	\$ ¢	\$ ¢	\$ ¢	\$ ¢
Original Provision 6,158,696,120.00				
TOTAL	6,158,696,120.00	4,755,456,318.12	1,403,139,801.88	0.00

APPROPRIATION ACCOUNT FOR THE FINANCIAL YEAR 2010 SEPTEMBER 30

HEAD OF EXPENDITURE : 19 - CHARGES ON ACCOUNT OF THE PUBLIC DEBT

SECTION B - SUMMARY OF EXPENDITURE

Sub-Head/Item/Sub-Item		Estimates Financial Year 2010	Actual Expenditure Financial Year 2010	Variance
		\$ ¢	\$ ¢	\$ ¢
SUB HEAD 07	DEBT SERVICING			
Item 001	Interest-Local Loans	609,344,841.00	507,511,363.55	101,833,477.45
Item 002	Interest- External Loans	672,090,858.00	444,181,312.75	227,909,545.25
Item 003	Expenses of Issues	10,247,875.00	669,515.78	9,578,359.22
Item 004	Management Expenses	47,000,000.00	33,972,087.82	13,027,912.18
Item 005	Discount and Other Financial Instruments	790,699,215.00	784,698,485.43	6,000,729.57
Item 010	Sinking Fund Contributions	444,169,773.00	442,909,820.00	1,259,953.00
Item 011	Principal Repayments- Local	400,303,261.00	397,516,702.97	2,786,558.03
Item 012	Principal Repayments - Foreign	555,559,759.00	435,048,125.84	120,411,633.16
Item 014	Interest Local - Notes Debentures and Others	2,629,280,538.00	1,708,948,903.98	920,331,634.02
	GRAND TOTAL	6,158,696,120.00	4,755,456,318.12	1,403,139,801.88

APPROPRIATION ACCOUNT FOR THE FINANCIAL YEAR 2010

HEAD OF EXPENDITURE : 19 - CHARGES ON ACCOUNT OF THE PUBLIC DEBT

SECTION C - DETAILS OF EXPENDITURE

SUB-HEAD/ITEM/SUB-ITEM	ESTIMATES FINANCIAL YEAR 2010	ACTUAL EXPENDITURE FINANCIAL YEAR 2010	VARIANCE (See Note 1 for reasons for Variances)	
			LESS THAN ESTIMATES	MORE THAN ESTIMATES
	\$ €	\$ €	\$ €	\$ €
07 DEBT SERVICING				
001 INTEREST - LOCAL LOANS				
05 Government Savings Bonds - Act No. 8 of 1962	50,000.00	350.00	49,650.00	0.00
06 5 percent Development Savings Bonds (5 years)	41,500.00	0.00	41,500.00	0.00
07 TT\$510Mn Bond - Caroni (1975) Ltd Creation of New Sub-Item under Head 19 re memo F:Bud: 12/19/1 dd. 2010/02/04 Add: Virement from 19/07/002/47 F:Bud: 12/19/4 dd. 2010/03/10 Add: Virement from 19/07/014/60 F:Bud: 12/19/4 dd. 2010/08/12	15,819,000.00 <u>15,368,723.00</u>			
	31,187,723.00	31,187,103.95	619.05	0.00
08 TT \$153,439,429 -11.40% Fincor Fixed Rate Bonds -2015	9,187,000.00	9,186,941.34	58.66	0.00
09 TT \$350Mn. -11% Fixed Rate Bonds 2014 Citibank Original Provision Less: Virement to 19/07/001/39 F:Bud: 12/19/4 dd. 2010/06/17 Less: Virement to 19/07/001/41 Less: Virement to 19/07/001/48 Less: Virement to 19/07/014/27 F:Bud: 12/19/4 dd. 2010/08/12	20,215,500.00 <u>(3.00)</u>			
	20,215,496.00	20,215,136.99	359.01	0.00
11 TT \$300Mn. - 11.15/11.30/11.40% Fincor Fixed Rate Serial Bonds (2000-2015)	13,100,000.00	13,099,643.84	356.16	0.00
12 TT \$300Mn. - 11.30% RBTT Fixed Rate Bonds (2000-2010)	6,510,000.00	6,509,468.52	531.48	0.00
13 TT \$2,000,000 - 7.5 percent 40yr Bonds (1971-2011) Loans Act No. 19 of 1964	150,000.00	150,000.00	0.00	0.00
14 TT \$1,200,000 - 7.5 percent 40yr Bonds (1972-2012) Loans Act No. 19 of 1964	90,000.00	90,000.00	0.00	0.00
15 TT \$4,000,000 - 7.5 percent 40yr Bonds (1974-2014) Loans Act No. 19 of 1964	300,000.00	300,000.00	0.00	0.00
16 TT \$1,000,000 - 7.5 percent 40yr Bonds (1975-2015) Loans Act No. 19 of 1964	75,000.00	75,000.00	0.00	0.00
Carried Forward	80,906,719.00	80,813,644.64	93,074.36	0.00

APPROPRIATION ACCOUNT FOR THE FINANCIAL YEAR 2010

HEAD OF EXPENDITURE : 19 - CHARGES ON ACCOUNT OF THE PUBLIC DEBT

SECTION C - DETAILS OF EXPENDITURE

SUB-HEAD/ITEM/SUB-ITEM	ESTIMATES FINANCIAL YEAR 2010	ACTUAL EXPENDITURE FINANCIAL YEAR 2010	VARIANCE (See Note 1 for reasons for Variances)	
			LESS THAN ESTIMATES	MORE THAN ESTIMATES
Brought Forward	\$ 80,906,719.00	\$ 80,813,644.64	\$ 93,074.36	\$ 0.00
07 DEBT SERVICING				
001 INTEREST - LOCAL LOANS				
17 TT\$880Mn 6.2/6.4% Fixed Rate Bond (2016-2020) Creation of New Sub-Item under Head 19 re memo F:Bud: 12/19/1 dd. 2010/02/04 Add: Virement from 19/07/002/47 F:Bud: 12/19/4 dd. 2010/03/10 27,957,000.00 Add: Virement from 19/07/014/60 F:Bud: 12/19/4 dd. 2010/08/12 27,803,617.00	55,760,617.00	55,760,000.00	617.00	0.00
18 TT\$3,399.8Mn Fixed Rate Bond Issue Series 1-3 due February 2027, February 2029 and February 2031(2031) Creation of New Sub-Item under Head 19 re memo F:Bud: 12/19/1 dd. 2010/09/17 Add: Virement from 19/07/012/43 F:Bud: 12/19/4 dd. 2010/09/28 29,133,718.00 Add: Virement from 19/07/012/44 F:Bud: 12/19/4 dd. 2010/09/28 71,000,000.00 Add: Virement from 19/07/002/56 F:Bud: 12/19/4 dd. 2010/09/28 12,625,217.00	112,758,935.00	112,758,933.70	1.30	0.00
19 TT\$600Mn Fixed Rate Bonds due February 09 2025 Creation of New Sub-Item under Head 19 re memo F:Bud: 12/19/1 dd. 2010/09/17 Add: Virement from 19/07/002/47 F:Bud: 12/19/4 dd. 2010/09/28 19,339,727.00	19,339,727.00	19,339,726.03	0.97	0.00
21 TT \$376Mn. - 10.50% Fixed Rate Bonds (2011) Development Loans Act Chapter 71:04	39,500,000.00	39,479,999.99	20,000.01	0.00
22 TT \$450Mn. - 11.25% Fixed Rate Bonds (2001- 2016)	22,780,000.00	22,778,938.36	1,061.64	0.00
23 TT \$250Mn. - 10.75% Fixed Rate Bonds (2001-2016) Development Loans Act Chapter 71:04	12,100,000.00	12,090,068.48	9,931.52	0.00
24 TT \$5,412,089.65 - 11.25% Bonds Issue (2001-2021) (WASA) (Increased to \$82,051,877.81) S.F	14,139,730.00	14,139,730.00	0.00	0.00
25 TT \$6,911,426 - 11.25% Bonds Issue (WASA) (Increased to \$10,319,961.34) S.F Development Loans Act Chapter 71:04	1,778,410.00	1,778,410.00	0.00	0.00
Carried Forward	359,064,138.00	358,939,451.20	124,686.80	0.00

APPROPRIATION ACCOUNT FOR THE FINANCIAL YEAR 2010

HEAD OF EXPENDITURE : 19 - CHARGES ON ACCOUNT OF THE PUBLIC DEBT

SECTION C - DETAILS OF EXPENDITURE

SUB-HEAD/ITEM/SUB-ITEM	ESTIMATES FINANCIAL YEAR 2010	ACTUAL EXPENDITURE FINANCIAL YEAR 2010	VARIANCE (See Note 1 for reasons for Variances)	
			LESS THAN ESTIMATES	MORE THAN ESTIMATES
	\$ €	\$ €	\$ €	\$ €
Brought Forward	359,064,138.00	358,939,451.20	124,686.80	0.00
07 DEBT SERVICING				
001 INTEREST - LOCAL LOANS				
31 TT \$300,000,000 - 11.65% Fixed Rate Bonds Issue (2001-2016) Loans Act No. 19 of 1964 November 1978 Issue	15,727,500.00	15,727,500.00	0.00	0.00
37 TT \$65,000,000 - 10.25 percent Bonds (2010) (February) S.F February 1985 Issue Development Loans Act Chapter 71:04	3,331,300.00	3,331,250.08	49.92	0.00
39 TT \$19,000,000 - 10.25 percent Bonds (2010) (November S.F. November 1985 Issue Development Loans Act Chapter 71:04 Original Provision 1,947,500.00 Add: Virement from 19/07/001/09 F:Bud: 12/19/4 dd. 2010/06/17	1,947,501.00	1,947,500.02	0.98	0.00
41 TT \$40,000,000 - 10.25 percent Bonds (2010) (December) S.F December 1985 Issue Development Loans Act Chapter 71:04 Original Provision 4,100,000.00 Add: Virement from 19/07/001/09 F:Bud: 12/19/4 dd. 2010/08/12	4,100,001.00	4,100,000.04	0.96	0.00
42 TT \$237,500,000 - 10% Bonds (2012) (August) S.F August 1987 Issue Development Loans Act Chapter 71:04	23,750,000.00	23,750,000.00	0.00	0.00
48 TT \$75,000,000 - 10.25 percent Bonds (2013) (June) S.F June 1988 Issue Loans Act No. 19 of 1964 Original Provision 7,687,500.00 Add: Virement from 19/07/001/09 F:Bud: 12/19/4 dd. 2010/08/12	7,687,501.00	7,687,500.18	0.82	0.00
61 New Loans Original Provision 150,000,000.00 Less: Virement to 19/07/11/08 F:Bud: 12/19/4 dd. 2010/04/30	(50,000,000.00)	100,000,000.00	100,000,000.00	0.00
69 TT \$2,855,500 - 7% National Tax Free Savings Bonds (1999) (1992 Issue) Loans Act No. 8 of 1962	50,000.00	0.00	50,000.00	0.00
70 TT \$5,173,200 - 8% National Tax Free Savings Bonds (2002) (1992 Issue) Loans Act No. 8 of 1962	50,000.00	0.00	50,000.00	0.00
Carried Forward	515,707,941.00	415,483,201.52	100,224,739.48	0.00

APPROPRIATION ACCOUNT FOR THE FINANCIAL YEAR 2010

HEAD OF EXPENDITURE : 19 - CHARGES ON ACCOUNT OF THE PUBLIC DEBT

SECTION C - DETAILS OF EXPENDITURE

SUB-HEAD/ITEM/SUB-ITEM	ESTIMATES FINANCIAL YEAR 2010	ACTUAL EXPENDITURE FINANCIAL YEAR 2010	VARIANCE (See Note 1 for reasons for Variances)	
			LESS THAN ESTIMATES	MORE THAN ESTIMATES
Brought Forward	\$ 515,707,941.00	\$ 415,483,201.52	\$ 100,224,739.48	\$ 0.00
07 DEBT SERVICING				
001 INTEREST - LOCAL LOANS				
72 TT \$42,061,600 Floating Rate Bonds (1993-2018) S.F Debt Conversion Agreement dated 26th April, 1993 Development Loans Act Chapter 71:04 Original Provision 5,468,100.00 Less: Virement to 19/07/014/68 F:Bud: 12/19/4 dd. 2010/09/28 <u>(1,361,000.00)</u>	4,107,100.00	4,039,155.00	67,945.00	0.00
76 TT \$335Mn. - 7/7.5/7.75% Fixed Rate (2002-2017) Bond Issue	6,068,000.00	6,067,533.51	466.49	0.00
77 TT \$2,678,950 - 7% National Tax Free Savings Bonds (2000) (1993 Issue) Loans Act No. 8 of 1962	62,800.00	0.00	62,800.00	0.00
78 TT \$5,061,900 - 8% National Tax Free Savings Bonds (2003) (1993 Issue) Loans Act No. 8 of 1962	200,000.00	0.00	200,000.00	0.00
79 TT \$4,995,950 - 6% National Tax Free Savings Bonds (1999) (1994 Issue) Loans Act No. 8 of 1962	2,000.00	0.00	2,000.00	0.00
80 TT \$2,273,350 - 7% National Tax Free Savings Bonds (2001) (1994 Issue) Loans Act No. 8 of 1962	3,000.00	0.00	3,000.00	0.00
81 TT \$5,572,550 - 8% National Tax Free Savings Bonds (2004) (1994 Issue) Loans Act No. 8 of 1962	3,000.00	0.00	3,000.00	0.00
86 TT \$265,000,000 - 11/11.25% Fixed Rate Bonds (2015) S.F (Increased to \$451,898,307.69) Agreement dated 17th May, 1995	50,039,000.00	50,038,757.07	242.93	0.00
87 TT \$290,900,732.03 - 25yr Serial Rate Bonds (2017-2027) Loans Act No. 8 of 1962 Original Provision 20,871,000.00 Less: Virement to 19/07/014/68 F:Bud: 12/19/4 dd. 2010/09/28 <u>(4,527,000.00)</u>	16,344,000.00	16,343,516.76	483.24	0.00
91 TT \$1,925,350 - 7% National Tax Free Savings Bonds 2002 (1995 Issue) Loans Act No. 8 of 1962	100,000.00	0.00	100,000.00	0.00
97 TT \$300Mn. Fixed and Floating Rate Bonds 2017 (Increased to \$368,797,968.75)	16,708,000.00	15,539,199.69	1,168,800.31	0.00
Total: Interest - Local Loans	609,344,841.00	507,511,363.55	101,833,477.45	0.00

APPROPRIATION ACCOUNT FOR THE FINANCIAL YEAR 2010

HEAD OF EXPENDITURE : 19 - CHARGES ON ACCOUNT OF THE PUBLIC DEBT

SECTION C - DETAILS OF EXPENDITURE

SUB-HEAD/ITEM/SUB-ITEM	ESTIMATES FINANCIAL YEAR 2010	ACTUAL EXPENDITURE FINANCIAL YEAR 2010	VARIANCE (See Note 1 for reasons for Variances)	
			LESS THAN ESTIMATES	MORE THAN ESTIMATES
	\$ €	\$ €	\$ €	\$ €
07 DEBT SERVICING				
002 INTEREST - EXTERNAL LOANS				
01 \$15,851,428 - 3 percent Independence Development Bonds Act No. 6 of 1964	1,000.00	0.00	1,000.00	0.00
02 National Development Loans (I.B.R.D.) Act No. 2 of 1967	7,000,000.00	4,990,688.10	2,009,311.90	0.00
03 National Development Loans (I.A.D.B) Act No. 32 of 1967	191,000,000.00	61,065,234.52	129,934,765.48	0.00
12 1,020,000 European Economic Community Loan Production of Timber External Loans Act Chapter 71:05	10,300.00	10,057.10	242.90	0.00
13 700,000 European Economic Community Loan Trade Promotion Programme External Loans Act Chapter 71:05	250.00	204.62	45.38	0.00
16 600,000 European Economic Community Loan Lambeau Hill Water Supply (Tobago) Original Provision 22,000.00 Add: Virement from 19/07/002/44 F:Bud: 12/19/4 dd. 2010/05/21	361.00	22,361.00	22,360.46	0.54
17 570,000 Lambeau Hill Water Supply European Development Fund (EDF) St. Patrick Fisheries	10,100.00	9,943.38	156.62	0.00
28 CDB Loan #6/OR-TT 9.30% US \$2,730,000 Water Supply Project (Tobago) National Indicative Programme	600,000.00	328,967.31	271,032.69	0.00
29 6,268,665 - 1% EEC No. 8.0323 - St. Patrick Water Supply	365,000.00	350,130.12	14,869.88	0.00
36 EIB MTBE Project - 3% (8,500,000 ECU) Original Provision 103,000.00 Less: Virement to 19/07/014/96 F:Bud: 12/19/4 dd. 2010/08/12	(65,754.00)	37,246.00	0.00	37,246.00
40 CDB #8/OR-TT - 7.75% \$17.5Mn Southern Roads Development	11,000,000.00	7,279,025.63	3,720,974.37	0.00
44 US \$230,000,000 - 9.875% Euro Bonds Loan (2009) S.F Original Provision 72,680,000.00 Less: Virement to 19/07/02/16 (361.00) Less: Virement to 19/07/012/16 (5,610.00) F:Bud: 12/19/4 dd. 2009/05/21	72,674,029.00	72,151,290.72	522,738.28	0.00
Carried Forward	282,720,286.00	146,207,901.96	136,512,384.04	0.00

APPROPRIATION ACCOUNT FOR THE FINANCIAL YEAR 2010

HEAD OF EXPENDITURE : 19 - CHARGES ON ACCOUNT OF THE PUBLIC DEBT

SECTION C - DETAILS OF EXPENDITURE

SUB-HEAD/ITEM/SUB-ITEM	ESTIMATES FINANCIAL YEAR 2010	ACTUAL EXPENDITURE FINANCIAL YEAR 2010	VARIANCE (See Note 1 for reasons for Variances)	
			LESS THAN ESTIMATES	MORE THAN ESTIMATES
	\$ €	\$ €	\$ €	\$ €
Brought Forward	282,720,286.00	146,207,901.96	136,512,384.04	0.00
07 DEBT SERVICING				
002 INTEREST - EXTERNAL LOANS				
45 US \$250Mn. - 9.75% Euro Bonds (2020) S.F				
Original Provision	153,562,500.00			
Add: Virement from 19/07/003/01				
F:Bud: 12/19/4 dd. 2010/08/12	<u>1,647,750.00</u>	155,210,250.00	155,210,250.00	0.00
46 YEN 11 Billion - 3.75% (2000 - 2030) Citibank S.F				
Original Provision	25,575,000.00			
Add: Virement from 19/07/003/01				
F:Bud: 12/19/4 dd. 2010/08/12	<u>4,104,375.00</u>	29,679,375.00	29,679,375.00	0.00
47 New Loans				
Original Provision	175,000,000.00			
Less: Virement to 19/07/001/07	(15,819,000.00)			
Less: Virement to 19/07/001/17	(27,957,000.00)			
Less: Virement to 19/07/011/07	(4,550,000.00)			
Less: Virement to 19/07/014/62	(7,380,000.00)			
F:Bud: 12/19/4 dd. 2010/03/10				
Less: Virement to 19/07/011/08				
F:Bud: 12/19/4 dd. 2010/04/30	(41,243,011.00)			
Less: Virement to 19/07/001/19				
F:Bud: 12/19/4 dd. 2010/09/28	<u>(19,339,727.00)</u>	58,711,262.00	0.00	58,711,262.00
48 CDB Loan #16/OR-TRI - 7% \$7,540,000 N.E.S.C.				
External Loans Act Chapter 71:05	2,200,000.00	1,608,216.79	591,783.21	0.00
49 CDB Loan #18/OR-TRI - US \$31,600,000				
Caribbean Court of Justice Trust Fund				
External Loans Act Chapter 71:05	6,413,000.00	4,980,301.77	1,432,698.23	0.00
52 RMB Yuan 812,000,000				
National Academies for the Performing Arts	22,244,300.00	12,823,450.24	9,420,849.76	0.00
53 US \$150Mn. - 5.875% Fixed Rate Notes 2007-2027				
Original Provision	66,570,000.00			
Less: Virement to 19/07/014/65				
F:Bud: 12/19/4 dd. 2010/09/28	<u>(6,317,644.00)</u>	60,252,356.00	56,110,950.07	4,141,405.93
54 Sterling 160,792,450 Offshore Patrol Vessels				
Original Provision	62,000,000.00			
Less: Virement to 19/07/005/01				
F:Bud: 12/19/4 dd. 2010/09/30	<u>(30,699,215.00)</u>	31,300,785.00	15,278,048.83	16,022,736.17
55 US\$13Mn - National Oncology Programme				
	5,000,000.00	4,326,925.12	673,074.88	0.00
Carried Forward	653,731,614.00	426,225,419.78	227,506,194.22	0.00

APPROPRIATION ACCOUNT FOR THE FINANCIAL YEAR 2010

HEAD OF EXPENDITURE : 19 - CHARGES ON ACCOUNT OF THE PUBLIC DEBT

SECTION C - DETAILS OF EXPENDITURE

SUB-HEAD/ITEM/SUB-ITEM	ESTIMATES FINANCIAL YEAR 2010	ACTUAL EXPENDITURE FINANCIAL YEAR 2010	VARIANCE (See Note 1 for reasons for Variances)	
			LESS THAN ESTIMATES	MORE THAN ESTIMATES
Brought Forward	\$ 653,731,614.00	\$ 426,225,419.78	\$ 227,506,194.22	\$ 0.00
07 DEBT SERVICING				
002 INTEREST - EXTERNAL LOANS				
56 AUD 75,363,000 - 6 Fast Patrol Craft				
Original Provision	35,000,000.00			
Less: Virement to 19/07/001/18				
F:Bud: 12/19/4 dd. 2010/09/28	<u>(17,313,437.00)</u>	17,283,212.64	403,350.36	0.00
57 US\$93,571,620.75 - Supply of Four Helicopters				
Creation of New Sub-Item under Head 19 re memo				
F:Bud: 12/19/1 dd. 2010/06/18				
Add: Virement from 19/07/014/60				
F:Bud: 12/19/4 dd. 2010/08/12	<u>672,681.00</u>	672,680.33	0.67	0.00
Total: Interest - External Loans	672,090,858.00	444,181,312.75	227,909,545.25	0.00

APPROPRIATION ACCOUNT FOR THE FINANCIAL YEAR 2010

HEAD OF EXPENDITURE : 19 - CHARGES ON ACCOUNT OF THE PUBLIC DEBT

SECTION C - DETAILS OF EXPENDITURE

SUB-HEAD/ITEM/SUB-ITEM	ESTIMATES FINANCIAL YEAR 2010	ACTUAL EXPENDITURE FINANCIAL YEAR 2010	VARIANCE (See Note 1 for reasons for Variances)	
			LESS THAN ESTIMATES	MORE THAN ESTIMATES
	\$ €	\$ €	\$ €	\$ €
07 DEBT SERVICING				
003 EXPENSES OF ISSUES				
01 Expenses of Issues				
Original Provision	16,000,000.00			
Less: Virement to 19/07/002/45	(1,647,750.00)			
Less: Virement to 19/07/002/46	(4,104,375.00)			
F:Bud: 12/19/4 dd. 2010/08/12		10,247,875.00	669,515.78	9,578,359.22
Total: Expenses of Issues	10,247,875.00	669,515.78	9,578,359.22	0.00
004 MANAGEMENT EXPENSES				
01 Management Expenses - Local	7,000,000.00	424,450.50	6,575,549.50	0.00
02 Management Expenses - Foreign	40,000,000.00	33,547,637.32	6,452,362.68	0.00
Total: Management Expenses	47,000,000.00	33,972,087.82	13,027,912.18	0.00

APPROPRIATION ACCOUNT FOR THE FINANCIAL YEAR 2010

HEAD OF EXPENDITURE : 19 - CHARGES ON ACCOUNT OF THE PUBLIC DEBT

SECTION C - DETAILS OF EXPENDITURE

SUB-HEAD/ITEM/SUB-ITEM	ESTIMATES FINANCIAL YEAR 2010	ACTUAL EXPENDITURE FINANCIAL YEAR 2010	VARIANCE (See Note 1 for reasons for Variances)	
			LESS THAN ESTIMATES	MORE THAN ESTIMATES
	\$ €	\$ €	\$ €	\$ €
07 DEBT SERVICING				
005 DISCOUNTS AND OTHER FINANCIAL INSTRUMENTS				
01 Margin Call on Swap Agreements				
Original Provision	700,000,000.00			
Less: Virement to 19/07/005/04				
F:Bud: 12/19/4 dd. 2010/03/10	(7,760,000.00)			
Less: Virement to 19/07/005/04				
F:Bud: 12/19/4 dd. 2010/08/12	(17,781,332.00)			
Add: Virement from 19/07/002/54	30,699,215.00			
Add: Virement from 19/07/005/02	9,000,000.00			
Add: Virement from 19/07/005/03	45,000,000.00			
F:Bud: 12/19/4 dd. 2010/09/30		759,157,883.00	759,157,882.80	0.20 0.00
02 Discount on Face Value of Treasury Bills				
Original Provision	10,000,000.00			
Less: Virement to 19/07/005/01				
F:Bud: 12/19/4 dd. 2010/09/30	(9,000,000.00)	1,000,000.00	0.00	1,000,000.00 0.00
03 Discount on Face Value of Treasury Notes				
Original Provision	50,000,000.00			
Less: Virement to 19/07/005/01				
F:Bud: 12/19/4 dd. 2010/09/30	(45,000,000.00)	5,000,000.00	0.00	5,000,000.00 0.00
04 Net Settlement on Swap Transactions				
Add: Virement from 19/07/005/01				
F:Bud: 12/19/4 dd. 2010/03/10	7,760,000.00			
Add: Virement from 19/07/005/01				
F:Bud: 12/19/4 dd. 2010/08/12	17,781,332.00	25,541,332.00	25,540,602.63	729.37 0.00
Total: Discounts and Other Financial Instruments	790,699,215.00	784,698,485.43	6,000,729.57	0.00

APPROPRIATION ACCOUNT FOR THE FINANCIAL YEAR 2010

HEAD OF EXPENDITURE : 19 - CHARGES ON ACCOUNT OF THE PUBLIC DEBT

SECTION C - DETAILS OF EXPENDITURE

SUB-HEAD/ITEM/SUB-ITEM	ESTIMATES FINANCIAL YEAR 2010	ACTUAL EXPENDITURE FINANCIAL YEAR 2010	VARIANCE (See Note 1 for reasons for Variances)	
			LESS THAN ESTIMATES	MORE THAN ESTIMATES
	\$ €	\$ €	\$ €	\$ €
07 DEBT SERVICING				
010 SINKING FUND CONTRIBUTIONS				
08 TT \$2,000,000 - 7.5% 40yr Bonds (1971-2011) April 1972 Issue Loans Act No. 19 of 1964	24,380.00	24,380.00	0.00	0.00
09 TT \$1,200,000 - 7.5% 40yr Bonds (1972-2012) Loans Act No. 19 of 1964	13,560.00	13,560.00	0.00	0.00
10 TT \$4,000,000 - 7.5% 40yr Bonds (1974-2014) Loans Act No. 19 of 1964	36,160.00	36,160.00	0.00	0.00
11 TT \$1,000,000 - 7.5% 40yr Bonds (1975-2015) Loans Act No. 19 of 1964	49,100.00	49,100.00	0.00	0.00
31 TT \$35,000,000 - 10% Bonds (2008) (OCT) 26th October, 1983 Issue Development Loans Act Chapter 71:04 Original Provision 1,460,000.00 Less: Virement to 19/07/014/97 F:Bud: 12/19/4 dd. 2010/09/28	(730,000.00) 730,000.00	0.00	730,000.00	0.00
33 TT \$65,000,000 - 10.25% Bonds (2010) (FEB) 26th February, 1985 Issue Development Loans Act Chapter 71:04 Original Provision 1,450,000.00 Less: Virement to 19/07/014/97 F:Bud: 12/19/4 dd. 2010/09/28	(195,047.00) 1,254,953.00	725,000.00	529,953.00	0.00
35 TT \$19,000,000 - 10.25% Bonds 2010 (NOV) 15th November, 1985 Issue Development Loans Act Chapter 71:04	418,570.00	418,570.00	0.00	0.00
37 TT \$40,000,000 - 10.25% Bonds (2010) (DEC) 19th December, 1985 Issue Development Loans Act Chapter 71:04	9,000,000.00	9,000,000.00	0.00	0.00
42 TT \$237,500,000 - 10% Bonds (2012) (AUG) August 1987 Issue Development Loans Act Chapter 71:04	17,378,000.00	17,378,000.00	0.00	0.00
44 TT \$75,000,000 - 10.25% Bonds (2013) (JUNE) 23rd June, 1988 Issue Loans Act No. 19 of 1964	4,405,700.00	4,405,700.00	0.00	0.00
49 TT \$50,000,000 Floating Rate Notes (1990-1999, 2004, 2009, 2014) Republic Finance and Merchant Bank Limited	1,003,830.00	1,003,830.00	0.00	0.00
Carried Forward	34,314,253.00	33,054,300.00	1,259,953.00	0.00

APPROPRIATION ACCOUNT FOR THE FINANCIAL YEAR 2010

HEAD OF EXPENDITURE : 19 - CHARGES ON ACCOUNT OF THE PUBLIC DEBT

SECTION C - DETAILS OF EXPENDITURE

SUB-HEAD/ITEM/SUB-ITEM	ESTIMATES FINANCIAL YEAR 2010	ACTUAL EXPENDITURE FINANCIAL YEAR 2010	VARIANCE (See Note 1 for reasons for Variances)	
			LESS THAN ESTIMATES	MORE THAN ESTIMATES
	\$ €	\$ €	\$ €	\$ €
Brought Forward	34,314,253.00	33,054,300.00	1,259,953.00	0.00
07 DEBT SERVICING				
010 SINKING FUND CONTRIBUTIONS				
53 TT \$265Mn. - 11/11.25% Fixed Rate Bonds (2015) (Increased to \$451,898,307.69)	9,030,040.00	9,030,040.00	0.00	0.00
54 TT \$42,061,600 - Floating Rate Bonds (1993-2018)	1,590,620.00	1,590,620.00	0.00	0.00
56 TT \$64,307,850 - Floating Rate Bonds (2016) Citicorp Merchant Bank	2,722,470.00	2,722,470.00	0.00	0.00
57 TT \$29,500,154 - Floating Rate Bonds (2017)	1,248,890.00	1,248,890.00	0.00	0.00
58 TT \$42,872,000 - Floating Rate Bonds (2016)	1,814,990.00	1,814,990.00	0.00	0.00
67 TT \$376Mn. - 10.50% Fixed Rate Bonds (2011)	47,565,820.00	47,565,820.00	0.00	0.00
70 US \$230Mn. - 9.875% Euro Bonds (2009) External Loans Act Chapter 71:05	108,269,140.00	108,269,140.00	0.00	0.00
71 US \$250Mn. - 9.75% Euro Bonds (2020) External Loans Act Chapter 71:05	65,267,470.00	65,267,470.00	0.00	0.00
72 Yen 11Bn. - 3.75% (2000-2030) Citibank External Loans Act Chapter 71:05	13,027,340.00	13,027,340.00	0.00	0.00
73 TT \$54,120,689.65 - 11.25% Bonds Issue (2001-2021) (WASA) (Increased to \$92,282,714.02) Development Loans Act Chapter 71:04	25,846,420.00	25,846,420.00	0.00	0.00
74 TT \$6,911,426 - 11.25% Bond Issue (2001-2026) WASA (Increased to \$11,480,957.01) Development Loans Act Chapter 71:04	4,426,300.00	4,426,300.00	0.00	0.00
75 TT \$500Mn.- 6/6.45% Fixed Rate Serial Bonds (2003-2018) Citicorp Development Loans Act Chapter 71:04	37,910,600.00	37,910,600.00	0.00	0.00
76 TT \$500Mn. - 5.90/6.25% Fixed Rate Serial Bonds RBTT Series 1 due 2013, Series 2 due 2018 Development Loans Act Chapter 71:04	42,101,950.00	42,101,950.00	0.00	0.00
78 TT \$500Mn. - 5.82/6.08/6.40% Fixed Rate Serial Bonds - Clico Investment Bank Series 1 due 2008 Series 2 due 2013 and Series 3 due 2018 Development Loans Act Chapter 71:04	27,343,400.00	27,343,400.00	0.00	0.00
81 TT \$300Mn. - 6.15% Fixed Rate Bonds (2019) Development Loans Act Chapter 71:04	21,690,070.00	21,690,070.00	0.00	0.00
Total: Sinking Fund Contributions	444,169,773.00	442,909,820.00	1,259,953.00	0.00

APPROPRIATION ACCOUNT FOR THE FINANCIAL YEAR 2010

HEAD OF EXPENDITURE : 19 - CHARGES ON ACCOUNT OF THE PUBLIC DEBT

SECTION C - DETAILS OF EXPENDITURE

SUB-HEAD/ITEM/SUB-ITEM	ESTIMATES FINANCIAL YEAR 2010	ACTUAL EXPENDITURE FINANCIAL YEAR 2010	VARIANCE (See Note 1 for reasons for Variances)	
			LESS THAN ESTIMATES	MORE THAN ESTIMATES
	\$ €	\$ €	\$ €	\$ €
07 DEBT SERVICING				
011 PRINCIPAL REPAYMENTS - LOCAL				
03 Savings Certificates	100.00	0.00	100.00	0.00
04 TT \$4,800,000 - 6% Loan (1930 - 1949) Ordinance #15 of 1920 (Chapter 222)	500.00	0.00	500.00	0.00
05 TT \$1,769,644 - 3% Loan (1955-1959) Ordinance #3 of 1941	5,000.00	0.00	5,000.00	0.00
06 TT \$35,336 Certificates Free of Interest Ordinance #3 of 1941	100.00	0.00	100.00	0.00
07 TT\$510Mn Bond - Caroni (1975) Ltd Creation of New Sub-Item under Head 19 re memo F:Bud: 12/19/1 dd. 2010/02/04 Add: Virement from 19/07/002/47 F:Bud: 12/19/4 dd. 2010/03/10 4,550,000.00 Add: Virement from 19/07/014/60 F:Bud: 12/19/4 dd. 2010/08/12 4,549,180.00	9,099,180.00	9,098,360.00	820.00	0.00
08 TT\$265Mn 11/11.25% Fixed Rate Bonds (2015) increased to \$451,898,307.69) Creation of New Sub-Item under Head 19 re memo F:Bud: 12/19/1 dd. 2010/04/21 Add: Virement from 19/07/001/61 50,000,000.00 Add: Virement from 19/07/002/47 41,243,011.00 F:Bud: 12/19/4 dd. 2010/04/30	91,243,011.00	91,243,010.63	0.37	0.00
15 TT \$6,814,150 - 6% National Tax Free Savings Bonds 1997 (1992 Issue) Loans Act No. 8 of 1962	50,000.00	0.00	50,000.00	0.00
17 Maritime Police Station \$290,900,732.03 - 25 year Serial Rate Bonds (2017- 2027)	11,784,000.00	11,783,800.58	199.42	0.00
18 TT \$178,757,500 Tax Exempt 2 year Bonds (1st Tranche) (1995-1997) Loans Act No. 7 of 1995 dated 7th April, 1995	50,000.00	8,000.00	42,000.00	0.00
21 TT \$329,638,500 Tax Exempt 2 year Bonds (2nd Tranche) 1998 issue Loans Act No. 7 of 1995 dated 7th April, 1995	100,000.00	12,000.00	88,000.00	0.00
25 Tax Exempt 2 year Bonds TT\$339,575,500 (1997 -1999) Issued in accordance with Loans Act No. 7 of 1995	1,000,000.00	44,500.00	955,500.00	0.00
26 TT \$300Mn. Fixed and Floating Rate Bonds 2017 (Increased to \$368,797,968.75) Development Loans Act Chapter 71:04	20,489,000.00	20,488,776.04	223.96	0.00
Carried Forward	133,820,891.00	132,678,447.25	1,142,443.75	0.00

APPROPRIATION ACCOUNT FOR THE FINANCIAL YEAR 2010

HEAD OF EXPENDITURE : 19 - CHARGES ON ACCOUNT OF THE PUBLIC DEBT

SECTION C - DETAILS OF EXPENDITURE

SUB-HEAD/ITEM/SUB-ITEM	ESTIMATES FINANCIAL YEAR 2010	ACTUAL EXPENDITURE FINANCIAL YEAR 2010	VARIANCE (See Note 1 for reasons for Variances)	
			LESS THAN ESTIMATES	MORE THAN ESTIMATES
Brought Forward	\$ 133,820,891.00	\$ 132,678,447.25	\$ 1,142,443.75	\$ 0.00
07 DEBT SERVICING				
11 PRINCIPAL REPAYMENTS - LOCAL				
29 TT\$ 435,610,000 Tax Exempt 2yr Bonds (1998-2000) Loans Act No. 7 of 1995	200,000.00	46,500.00	153,500.00	0.00
30 TT \$2,678,950.00 - 7% National Tax Free Savings Bonds (1993 - 2000) Loans Act No. 8 of 1962	25,000.00	0.00	25,000.00	0.00
37 TT \$512,488,500 Tax Exempt 2 year Bonds (1999-2001) Loans Act No. 7 of 1995 dated 7th April, 1995	1,000,000.00	123,000.00	877,000.00	0.00
38 TT \$2,273,350 - 7% National Tax Free Savings Bonds (1994-2001) Loan Act No. 8 of 1962	50,000.00	0.00	50,000.00	0.00
40 TT \$300Mn. - 11.15/11.30/11.40% Fixed Rate Serial Bonds (2000-2015)	20,000,000.00	20,000,000.00	0.00	0.00
41 TT \$300Mn. - 11.30% Fixed Rate Serial Bonds (2000-2010) RBTT	44,325,000.00	44,324,806.38	193.62	0.00
43 TT \$450Mn. - 11.25% Fixed Rate Bonds (2001-2016)	30,000,000.00	30,000,000.00	0.00	0.00
44 TT \$250Mn. - 10.75% Fixed Rate Bonds (2001-2016)	16,666,670.00	16,666,666.68	3.32	0.00
45 TT \$300Mn. - 11.65% Fixed Rate Bonds (2001-2016)	20,000,000.00	20,000,000.00	0.00	0.00
47 TT \$330Mn. - Bonds Issue (Restructuring High Cost Debt)	16,666,700.00	16,666,668.00	32.00	0.00
48 TT \$5,173,200 - 8% NTFBS (2002)	10,000.00	0.00	10,000.00	0.00
49 TT \$5,060,900 - 8% NTFBS (2003)	10,000.00	0.00	10,000.00	0.00
53 TT \$ 367,302,000 Fixed and Floating Rate Bonds RBTT (1994-2019)	10,000.00	0.00	10,000.00	0.00
61 TT \$5,572,550 - 8% National Tax Free Savings Bonds (2004)	8,000.00	0.00	8,000.00	0.00
62 TT \$500Mn. - 6.10/6.40% UTC Fixed Rate Serial Bond (2003-2018) Development Loans Act Chapter 71:04	41,667,000.00	41,666,666.66	333.34	0.00
63 TT \$500Mn. - 6/6.45% Fixed Rate Serial Bonds (2003-2018) (Citicorp) Development Loans Act Chapter 71:04	25,000,000.00	25,000,000.00	0.00	0.00
Carried Forward	349,459,261.00	347,172,754.97	2,286,506.03	0.00

APPROPRIATION ACCOUNT FOR THE FINANCIAL YEAR 2010

HEAD OF EXPENDITURE : 19 - CHARGES ON ACCOUNT OF THE PUBLIC DEBT

SECTION C - DETAILS OF EXPENDITURE

SUB-HEAD/ITEM/SUB-ITEM	ESTIMATES FINANCIAL YEAR 2010	ACTUAL EXPENDITURE FINANCIAL YEAR 2010	VARIANCE (See Note 1 for reasons for Variances)	
			LESS THAN ESTIMATES	MORE THAN ESTIMATES
	\$ €	\$ €	\$ €	\$ €
Brought Forward	349,459,261.00	347,172,754.97	2,286,506.03	0.00
07 DEBT SERVICING				
011 PRINCIPAL REPAYMENTS - LOCAL				
69 TT \$153,439,429 - 11.40% Fixed Rate Bonds (2015) Development Loans Act Chapter 71:04	15,344,000.00	15,343,948.00	52.00	0.00
70 TT \$350Mn. - 11% Fixed Rate Bonds (2014) Citibank Development Loans Act Chapter 71:04	35,000,000.00	35,000,000.00	0.00	0.00
71 TT \$5,222,700 - 8% National Tax Free Savings Bonds (2005)	500,000.00	0.00	500,000.00	0.00
Total: Principal Repayments - Local	400,303,261.00	397,516,702.97	2,786,558.03	0.00

APPROPRIATION ACCOUNT FOR THE FINANCIAL YEAR 2010

HEAD OF EXPENDITURE : 19 - CHARGES ON ACCOUNT OF THE PUBLIC DEBT

SECTION C - DETAILS OF EXPENDITURE

SUB-HEAD/ITEM/SUB-ITEM	ESTIMATES FINANCIAL YEAR 2010	ACTUAL EXPENDITURE FINANCIAL YEAR 2010	VARIANCE (See Note 1 for reasons for Variances)	
			LESS THAN ESTIMATES	MORE THAN ESTIMATES
	\$ €	\$ €	\$ €	\$ €
07 DEBT SERVICING				
012 PRINCIPAL REPAYMENTS - FOREIGN				
01 \$15,851,428 - 3% Independence Development Bonds Loans Act No. 6 of 1964	100.00	0.00	100.00	0.00
02 National Development Loans (I.B.R.D.) Loans Act No. 2 of 1967 Original Provision 50,000,000.00 Less: Virement to 19/07/014/69 <u>(2,604,593.00)</u>	47,395,407.00	26,661,155.32	20,734,251.68	0.00
03 National Development Loans (I.A.D.B.) Loans Act. No. 32 of 1967	400,000,000.00	303,016,755.12	96,983,244.88	0.00
08 1,020,000 European Economic Community Loan Production of Timber Agreement dated 14th June, 1984 External Loans Act Chapter 71:05	120,000.00	117,096.88	2,903.12	0.00
15 700,000 European Economic Community Loan Trade Promotion Programme Agreement dated 14th February, 1989 External Loans Act Chapter 71:05	1,360.00	1,337.02	22.98	0.00
16 600,000 European Economic Community Loan Lambeau Hill Water Supply Agreement dated 28th December, 1990 External Loans Act Chapter 71:05 Original Provision 135,000.00 Add: Virement from 19/07/002/44 F:Bud: 12/19/4 dd. 2010/05/21 <u>5,610.00</u>	140,610.00	140,609.77	0.23	0.00
21 CDB Loan #6/OR -TT - 9.30% US\$2,730,000 Water Supply Project (Tobago) Agreement dated 21st October, 1991	1,225,000.00	1,104,335.09	120,664.91	0.00
24 EIB MTBE Project - 3% 8,500,000 ECU Agreement dated 28th February, 1990 Original Provision 4,550,000.00 Less: Virement to 19/07/014/97 F:Bud: 12/19/4 dd. 2010/09/28 <u>(4,550,000.00)</u>	0.00	0.00	0.00	0.00
26 European Development Fund (EDF) EEC 570,000 - St. Patrick Fisheries	50,000.00	49,845.17	154.83	0.00
29 CDB Loan #3/SFR - OR -TT - 5% US\$7,400,000 Beetham Sewerage Facility SFR Portion Agreement dated 15th June, 1995	100,000.00	0.00	100,000.00	0.00
Carried Forward	449,032,477.00	331,091,134.37	117,841,342.63	0.00

APPROPRIATION ACCOUNT FOR THE FINANCIAL YEAR 2010

HEAD OF EXPENDITURE : 19 - CHARGES ON ACCOUNT OF THE PUBLIC DEBT

SECTION C - DETAILS OF EXPENDITURE

SUB-HEAD/ITEM/SUB-ITEM	ESTIMATES FINANCIAL YEAR 2010	ACTUAL EXPENDITURE FINANCIAL YEAR 2010	VARIANCE (See Note 1 for reasons for Variances)	
			LESS THAN ESTIMATES	MORE THAN ESTIMATES
Brought Forward	\$ 449,032,477.00	\$ 331,091,134.37	\$ 117,841,342.63	\$ 0.00
07 DEBT SERVICING				
012 PRINCIPAL REPAYMENTS - FOREIGN				
31 E.E.C. # 8.0323 - 1% 6,268,865 St. Patrick Water Supply Agreement dated 3rd November, 1993	1,600,000.00	1,524,734.19	75,265.81	0.00
32 CDB Loan #8/OR-TT - 7.75% US\$17.5Mn. Southern Roads Development Agreement dated 15th June, 1995	15,300,000.00	14,885,925.83	414,074.17	0.00
34 CDB Loan #18/OR-TRI US\$31,600,000 Caribbean Court of Justice Trust Fund External Loans Act Chapter 71:05	20,224,000.00	20,139,470.00	84,530.00	0.00
36 CDB Loan #16/OR-TRI - 7% US\$7,540,000 NESC	3,984,000.00	3,906,000.49	77,999.51	0.00
41 RMB Yuan 30,000,000 Original Provision 3,500,000.00 Less: Virement to 19/07/014/97 F:Bud: 12/19/4 dd. 2010/02/26 (347,000.00)	3,153,000.00	2,794,112.47	358,887.53	0.00
42 US\$13 Mn National Oncology Programme	10,400,000.00	8,840,466.64	1,559,533.36	0.00
43 \$160,792,450 Offshore Patrol Vessels Original Provision 81,000,000.00 Less: Virement to 19/07/001/18 F:Bud: 12/19/4 dd. 2010/09/28 (29,133,718.00)	51,866,282.00	51,866,281.85	0.15	0.00
44 AUD 75,363,000 - 6 Fast Patrol Craft Original Provision 71,000,000.00 Less: Virement to 19/07/001/18 F:Bud: 12/19/4 dd. 2010/09/28 (71,000,000.00)	0.00	0.00	0.00	0.00
Total: Principal Repayments - Foreign	555,559,759.00	435,048,125.84	120,411,633.16	0.00

APPROPRIATION ACCOUNT FOR THE FINANCIAL YEAR 2010

HEAD OF EXPENDITURE : 19 - CHARGES ON ACCOUNT OF THE PUBLIC DEBT

SECTION C - DETAILS OF EXPENDITURE

SUB-HEAD/ITEM/SUB-ITEM	ESTIMATES FINANCIAL YEAR 2010	ACTUAL EXPENDITURE FINANCIAL YEAR 2010	VARIANCE (See Note 1 for reasons for Variances)	
			LESS THAN ESTIMATES	MORE THAN ESTIMATES
	\$ €	\$ €	\$ €	\$ €
07 DEBT SERVICING				
014 INTEREST LOCAL - NOTES, DEBENTURES AND OTHERS				
02 TT \$4,063,500 - 6.5% Debentures Three Tap Issue Ordinance 36 of 1956 and 18 of 1959	4,500.00	0.00	4,500.00	0.00
03 TT \$72,750Mn Treasury Note TN (3-8) Maturity Date 2011/03/14 Original Provision 5,856,380.00 Less: Virement to 19/07/014/11 (407,276.00) Less: Virement to 19/07/014/17 (25,000.00) F:Bud: 12/19/4 dd. 2010/05/21 Less: Virement to 19/07/014/97 (2,524,104.00) F:Bud: 12/19/4 dd. 2010/09/28	2,900,000.00	0.00	2,900,000.00	0.00
04 Treasury Bills - Discount Act No. 28 of 1960	75,000,000.00	14,166,952.88	60,833,047.12	0.00
05 TT \$183Mn. Treasury Notes Maturity Date May 2010 Loans Act No. 19 of 1964 - April 1972 Issue Original Provision 18,400,000.00 Less: Virement to 19/07/014/97 F:Bud: 12/19/4 dd. 2010/09/28 (8,578,000.00)	9,822,000.00	9,821,384.38	615.62	0.00
06 TT \$4,800,000 - 6% Debentures Ordinance 15 of 1920 (Chapter 222)	500.00	0.00	500.00	0.00
07 TT \$1,769,664 - 3% Debentures New Loan Ordinance No. 3 of 1941	4,500.00	0.00	4,500.00	0.00
08 TT\$1.2 Bn - 8.25% Fixed Rate Bonds due 2017	99,000,000.00	99,000,000.00	0.00	0.00
10 TT \$64,307,850 - Floating Rate Notes 2016 S.F Citicorp Merchant Bank Ltd Development Loans Act Chapter 71:04	8,433,000.00	7,731,600.20	701,399.80	0.00
11 TT \$42,872,000 - Floating Rate Notes (2016) S.F Phoenix Park Gas Processors Ltd Debt Conversion Development Loans Act Chapter 71:04 Original Provision 5,651,000.00 Add: Virement from 19/07/014/03 F:Bud: 12/19/4 dd. 2010/05/21 407,276.00	6,058,276.00	6,058,275.07	0.93	0.00
12 TT \$29,500,154 - Floating Rate Notes (2017) S.F Pepsi Cola - Debt Conversion Development Loans Act Chapter 71:04	3,889,000.00	2,712,733.78	1,176,266.22	0.00
14 TT\$72.75Mn Tre. Note TN (3-8) Maturity Date 2011/03/14	6,000,000.00	5,856,375.00	143,625.00	0.00
Carried Forward	211,111,776.00	145,347,321.31	65,764,454.69	0.00

APPROPRIATION ACCOUNT FOR THE FINANCIAL YEAR 2010

HEAD OF EXPENDITURE : 19 - CHARGES ON ACCOUNT OF THE PUBLIC DEBT

SECTION C - DETAILS OF EXPENDITURE

SUB-HEAD/ITEM/SUB-ITEM	ESTIMATES FINANCIAL YEAR 2010	ACTUAL EXPENDITURE FINANCIAL YEAR 2010	VARIANCE (See Note 1 for reasons for Variances)	
			LESS THAN ESTIMATES	MORE THAN ESTIMATES
Brought Forward	\$ 211,111,776.00	\$ 145,347,321.31	\$ 65,764,454.69	\$ 0.00
07 DEBT SERVICING				
014 INTEREST LOCAL - NOTES, DEBENTURES AND OTHERS				
15 Outstanding Indebtedness by Government Ministries and Departments to Government Contractors	1,000.00	0.00	1,000.00	0.00
16 Treasury Bills Discount - Open Market Operations				
Original Provision	1,450,000,000.00			
Less: Virement to 19/07/014/63	(4,354,398.00)			
Less: Virement to 19/07/014/64	(3,252,959.00)			
Less: Virement to 19/07/014/65	(6,422,357.00)			
Less: Virement to 19/07/014/67	(4,611,781.00)			
Less: Virement to 19/07/014/68	(5,792,000.00)			
Less: Virement to 19/07/014/69	(2,562,127.00)			
F:Bud: 12/19/4 dd. 2010/03/31	1,423,004,378.00	631,974,435.04	791,029,942.96	0.00
17 TT \$50 Mn. Treasury Note TN (3-9) Maturity Date 2011/04/07				
Original Provision	40,000,000.00			
Add: Virement from 19/07/014/03				
F:Bud: 12/19/4 dd. 2010/05/21	25,000.00	4,025,000.00	0.00	0.00
18 TT \$265 Mn. Treasury Note TN (3-10) Maturity Date 2011/04/14	21,332,500.00	21,332,500.00	0.00	0.00
19 TT \$75 Mn. Treasury Note TN (3-11) Maturity Date 2011/05/01	6,037,500.00	6,037,500.00	0.00	0.00
20 TT \$200 Mn. Treasury Note TN (3-12) Maturity Date 2011/05/07				
Original Provision	17,710,000.00			
Less: Virement to 19/07/014/97				
F:Bud: 12/19/4 dd. 2010/09/28	(1,216,000.00)	16,494,000.00	16,100,000.01	393,999.99
21 TT \$151 Mn. Treasury Note TN (3-13) Maturity Date 2011/05/16	12,155,500.00	12,155,500.00	0.00	0.00
22 TT \$70 Mn. Treasury Note TN (3-14) Maturity Date 2011/05/23	5,635,000.00	5,635,000.00	0.00	0.00
23 TT \$199.490 Mn. Treasury Note TN (3-15) Maturity Date 2011/06/09	16,059,000.00	16,058,945.01	54.99	0.00
24 TT \$100 Mn. Treasury Note TN (3-16) Maturity Date 2011/06/17	8,050,000.00	8,050,000.00	0.00	0.00
25 TT \$500Mn. - 7.15% Fixed Rate Bonds (2002-2022)	35,750,000.00	35,750,000.00	0.00	0.00
26 TT \$300Mn. - 3.75% Fixed Rate Bonds (2002-2022)	20,500,000.00	20,250,000.01	249,999.99	0.00
Carried Forward	1,780,155,654.00	922,716,201.38	857,439,452.62	0.00

APPROPRIATION ACCOUNT FOR THE FINANCIAL YEAR 2010

HEAD OF EXPENDITURE : 19 - CHARGES ON ACCOUNT OF THE PUBLIC DEBT

SECTION C - DETAILS OF EXPENDITURE

SUB-HEAD/ITEM/SUB-ITEM	ESTIMATES FINANCIAL YEAR 2010	ACTUAL EXPENDITURE FINANCIAL YEAR 2010	VARIANCE (See Note 1 for reasons for Variances)	
			LESS THAN ESTIMATES	MORE THAN ESTIMATES
Brought Forward	\$ 1,780,155,654.00	\$ 922,716,201.38	\$ 857,439,452.62	\$ 0.00
07 DEBT SERVICING				
014 INTEREST LOCAL - NOTES, DEBENTURES AND OTHERS				
27 TT \$250 Mn. Treasury Note TN (3-17) Maturity Date 2011/06/20 Original Provision 20,125,000.00 Add: Virement from 19/07/001/09 F:Bud: 12/19/4 dd. 2010/08/12	1.00 20,125,001.00	20,125,000.01	0.99	0.00
28 TT \$300 Mn. Treasury Note TN (3-18) Maturity Date 2011/06/23	24,150,000.00	24,150,000.00	0.00	0.00
29 TT \$115 Mn. Treasury Note TN (3-19) Maturity Date 2011/06/27	9,257,500.00	9,257,500.00	0.00	0.00
30 TT \$85 Mn. Treasury Note TN (5-4) Maturity Date 2013/02/01 Original Provision 6,800,000.00 Less: Virement to 19/07/014/97 F:Bud: 12/19/4 dd. 2010/09/28	(3,400,000.00) 3,400,000.00	0.00	3,400,000.00	0.00
31 TT \$25 Mn. Treasury Note TN (2-13) Maturity Date 2010/01/18	1,987,500.00	1,008,219.18	979,280.82	0.00
32 TT \$35 Mn. Treasury Note TN (2-14) Maturity Date 2010/08/14	2,835,000.00	2,835,000.00	0.00	0.00
33 TT \$30 Mn. Treasury Note TN (2-15) Maturity Date 2010/08/19	2,430,000.00	2,430,000.00	0.00	0.00
34 TT \$50 Mn. Treasury Note TN (3-20) Maturity Date 2011/08/26	4,075,000.00	4,075,000.00	0.00	0.00
35 TT \$500Mn. - 6.10/6.40% UTC Fixed Rate Serial Bonds (2003-2018) (Phase 1) Restructuring Development Loans Act Chapter 71:04	15,053,000.00	15,052,083.34	916.66	0.00
36 TT \$500Mn. - 6/6.45% Fixed Rate Serial Bonds (2003-2018) (Phase 2) Restructuring (Citicorp)	21,752,000.00	21,751,027.40	972.60	0.00
37 TT \$500Mn. - 5.90/6.25% Fixed Rate Serial Bonds (2003-2018) RBTT	30,375,000.00	30,375,000.00	0.00	0.00
38 TT \$500Mn. - 5.82/6.08/6.40% Fixed Rate Serial Bonds (2003-2018) (Phase 4) Restructuring - CLICO	24,960,100.00	24,960,000.00	100.00	0.00
39 TT \$35 Mn. Treasury Note TN (3-21) Maturity Date 2011/09/02	2,852,500.00	2,852,500.00	0.00	0.00
Carried Forward	1,943,408,255.00	1,081,587,531.31	861,820,723.69	0.00

APPROPRIATION ACCOUNT FOR THE FINANCIAL YEAR 2010

HEAD OF EXPENDITURE : 19 - CHARGES ON ACCOUNT OF THE PUBLIC DEBT

SECTION C - DETAILS OF EXPENDITURE

SUB-HEAD/ITEM/SUB-ITEM	ESTIMATES FINANCIAL YEAR 2010	ACTUAL EXPENDITURE FINANCIAL YEAR 2010	VARIANCE (See Note 1 for reasons for Variances)	
			LESS THAN ESTIMATES	MORE THAN ESTIMATES
	\$ €	\$ €	\$ €	\$ €
Brought Forward	1,943,408,255.00	1,081,587,531.31	861,820,723.69	0.00
07 DEBT SERVICING				
014 INTEREST LOCAL - NOTES, DEBENTURES AND OTHERS				
47 TT \$640Mn. - 6.2%Bonds Issue (2003-2018) - (CBTT) Development Loans Act Chapter 71:04	39,680,100.00	39,680,000.00	100.00	0.00
49 TT \$300Mn. - GOTT 6.15% Fixed Rate Bonds (2019) Development Loans Act Chapter 71:04	18,450,100.00	18,450,000.00	100.00	0.00
51 TT \$516Mn. - GOTT 6% Fixed Rate Bonds 2014 (September) Development Loans Act Chapter 71:04	31,050,000.00	30,960,000.00	90,000.00	0.00
52 TT \$300Mn. GOTT 6.10% Fixed Rate Bonds 2019 (September) Development Loans Act Chapter 71:04	18,300,000.00	18,300,000.00	0.00	0.00
56 TT\$ 400Mn. GOTT 6% Fixed Rate Bonds 2015 March Development Loans Act Chapter 71:04	24,000,100.00	24,000,000.00	100.00	0.00
57 TT\$1,500Mn GOTT 7.75% Fixed Rate Bonds 2024 April	116,570,000.00	116,250,000.00	320,000.00	0.00
60 TT\$900Mn 6.20/6.40% Fixed Rate Bonds 2016 and 2020 Original Provision 114,000,000.00 Less: Virement to 19/07/001/07 (27,803,617.00) Less: Virement to 19/07/001/17 (15,368,723.00) Less: Virement to 19/07/002/57 (672,681.00) Less: Virement to 19/07/011/07 (4,549,180.00) F:Bud: 12/19/4 dd. 2010/08/12 Less: Virement to 19/07/014/63 (4,306,809.00) Less: Virement to 19/07/014/64 (3,199,922.00) Less: Virement to 19/07/014/70 (388,357.00) F:Bud: 12/19/4 dd. 2010/09/28	57,710,711.00	0.00	57,710,711.00	0.00
62 CBTT Bill #006 Creation of New Sub-Item under Head 19 re memo F:Bud: 12/19/1 dd. 2010/02/04 Add: Virement from 19/07/002/47 F:Bud: 12/19/4 dd. 2010/03/31	7,380,000.00	7,380,000.00	0.00	0.00
63 TT\$193Mn Treasury Note TN (3-22) Maturity Date 2012/07/20 Creation of New Sub-Item under Head 19 re memo F:Bud: 12/19/1 dd. 2010/03/08 Add: Virement from 19/07/014/16 F:Bud: 12/19/4 dd. 2010/03/31 4,354,398.00 Add: Virement from 19/07/014/60 F:Bud: 12/19/4 dd. 2010/09/28 4,306,809.00	8,661,207.00	8,661,205.49	1.51	0.00
Carried Forward	2,265,210,473.00	1,345,268,736.80	919,941,736.20	0.00

APPROPRIATION ACCOUNT FOR THE FINANCIAL YEAR 2010

HEAD OF EXPENDITURE : 19 - CHARGES ON ACCOUNT OF THE PUBLIC DEBT

SECTION C - DETAILS OF EXPENDITURE

SUB-HEAD/ITEM/SUB-ITEM	ESTIMATES FINANCIAL YEAR 2010	ACTUAL EXPENDITURE FINANCIAL YEAR 2010	VARIANCE (See Note 1 for reasons for Variances)	
			LESS THAN ESTIMATES	MORE THAN ESTIMATES
Brought Forward	\$ 2,265,210,473.00	\$ 1,345,268,736.80	\$ 919,941,736.20	\$ 0.00
07 DEBT SERVICING				
014 INTEREST LOCAL - NOTES, DEBENTURES AND OTHERS				
64 TT\$140.28Mn Treasury Note TN (3-23) Maturity Date 2010/07/27 Creation of New Sub-Item under Head 19 re memo F:Bud: 12/19/1 dd. 2010/03/08 Add: Virement from 19/07/014/16 F:Bud: 12/19/4 dd. 2010/03/31 3,252,959.00 Add: Virement from 19/07/014/60 F:Bud: 12/19/4 dd. 2010/09/28 3,199,922.00	6,452,881.00	6,452,880.00	1.00	0.00
65 TT\$280Mn Treasury Note Tn (3-24) Maturity Date 2012/08/24 Creation of New Sub-Item under Head 19 re memo F:Bud: 12/19/1 dd. 2010/03/18 Add: Virement from 19/07/014/16 F:Bud: 12/19/4 dd. 2010/03/31 6,422,357.00 Add: Virement from 19/07/002/53 F:Bud: 12/19/4 dd. 2010/09/28 6,317,644.00	12,740,001.00	12,740,000.00	1.00	0.00
66 TT \$400Mn.- GOTT 6.10% Fixed Rate Bonds 2015 May	24,400,100.00	24,399,999.89	100.11	0.00
67 TT\$310Mn Treasury Note Tn (1-58) Maturity Date 2010/09/03 Creation of New Sub-Item under Head 19 re memo F:Bud: 12/19/1 dd. 2010/03/24 Add: Virement from 19/07/014/16 F:Bud: 12/19/4 dd. 2010/03/31 4,611,781.00 Add: Virement from 19/07/002/56 F:Bud: 12/19/4 dd. 2010/09/28 4,688,220.00	9,300,001.00	9,300,000.00	1.00	0.00
68 TT\$320Mn Treasury Note Tn (2-16) Maturity Date 2011/09/02 Creation of New Sub-Item under Head 19 re memo F:Bud: 12/19/1 dd. 2010/03/24 Add: Virement from 19/07/014/16 F:Bud: 12/19/4 dd. 2010/03/31 5,792,000.00 Add: Virement from 19/07/001/72 1,361,000.00 Add: Virement from 19/07/001/87 4,527,000.00 F:Bud: 12/19/4 dd. 2010/09/28	11,680,000.00	11,680,000.00	0.00	0.00
69 TT\$132.480Mn Treasury Note Tn (3-25) Maturity Date 2012/09/16 Creation of New Sub-Item under Head 19 re memo F:Bud: 12/19/1 dd. 2010/03/24 Add: Virement from 19/07/014/16 F:Bud: 12/19/4 dd. 2010/03/31 2,562,127.00 Add: Virement from 19/07/012/02 F:Bud: 12/19/4 dd. 2010/09/30 2,604,593.00	5,166,720.00	5,166,720.00	0.00	0.00
Carried Forward	2,334,950,176.00	1,415,008,336.69	919,941,839.31	0.00

APPROPRIATION ACCOUNT FOR THE FINANCIAL YEAR 2010

HEAD OF EXPENDITURE : 19 - CHARGES ON ACCOUNT OF THE PUBLIC DEBT

SECTION C - DETAILS OF EXPENDITURE

SUB-HEAD/ITEM/SUB-ITEM	ESTIMATES FINANCIAL YEAR 2010	ACTUAL EXPENDITURE FINANCIAL YEAR 2010	VARIANCE (See Note 1 for reasons for Variances)	
			LESS THAN ESTIMATES	MORE THAN ESTIMATES
Brought Forward	\$ 2,334,950,176.00	\$ 1,415,008,336.69	\$ 919,941,839.31	\$ 0.00
70 TT\$25Mn Treasury Note TN (3-26) Maturity Date 2013/01/17 Creation of New Sub-Item under Head 19 re Memo F:Bud: 12/19/1 dd 2010/09/17 Add: Virement from 19/07/014/60 F:Bud: 12/19/4 dd. 2010/09/28	388,357.00	388,356.17	0.83	0.00
90 TT\$ 700Mn. - GOTT 8% Fixed Rate Bonds 2014 (November)	56,000,100.00	56,000,000.00	100.00	0.00
91 TT\$674.301 Mn. - GOTT 7.8% Fixed Rate Bonds 2012 (February)	52,596,000.00	52,595,478.00	522.00	0.00
92 TT\$1,017,978,000 - GOTT 8% Fixed Rate Bonds 2014 (April)	81,700,000.00	81,438,240.00	261,760.00	0.00
94 TT\$50Mn. Treasury Note TN(2-12) Maturity Date 2009/05/01 Original Provision 3,870,000.00 Less: Virement to 19/07/014/97 F:Bud: 12/19/4 dd. 2010/09/28	(3,870,000.00)	0.00	0.00	0.00
95 TT\$500Mn. Treasury Note TN (5-1) Maturity Date 2012/05/31	30,000,000.00	30,000,000.00	0.00	0.00
96 TT\$100Mn. Treasury Note TN (5-2) Maturity Date 2012/12/12 Original Provision 8,000,000.00 Add: Virement from 19/07/002/36 F:Bud:12/19/4 dd. 2010/08/12	65,754.00	8,065,753.40	0.60	0.00
97 TT\$633Mn. Treasury Note TN (5-3) Maturity Date 2013/01/13 Original Provision 25,320,000.00 Add: Virement from 19/07/012/41 F:Bud:12/19/4 dd. 2010/02/26 Add: Virement from 19/07/014/03 Add: Virement from 19/07/014/05 Add: Virement from 19/07/014/20 Add: Virement from 19/07/014/30 Add: Virement from 19/07/014/94 Add: Virement from 19/07/012/24 Add: Virement from 19/07/010/31 Add: Virement from 19/07/012/33 F:Bud:12/19/4 dd. 2010/09/28	195,047.00	50,640,000.00	90,151.00	0.00
98 TT\$85Mn. Treasury Note TN (5-4) Maturity Date 2013/02/13	6,800,000.00	6,762,739.72	37,260.28	0.00
99 TT\$100Mn. Treasury Note TN (3-6) Maturity Date 2011/03/04	8,050,000.00	8,050,000.00	0.00	0.00
Total: Interest Local - Notes Debentures and Others	2,629,280,538.00	1,708,948,903.98	920,331,634.02	0.00
GRAND TOTAL:	6,158,696,120.00	4,755,456,318.12	1,403,139,801.88	0.00

APPROPRIATION ACCOUNT FOR THE FINANCIAL YEAR 2010

HEAD OF EXPENDITURE : 19 - CHARGES ON ACCOUNT OF THE PUBLIC DEBT

SECTION D - NOTES TO THE ACCOUNTS

NOTE 1 - Explanations for the causes of material variances between the Estimates and the Actual Expenditure.

SUB-HEAD/ITEM/SUB-ITEM	LESS THAN ESTIMATES	REMARKS
07/001		
61 New Loans	100,000,000.00	New Loans less than projected
97 TT \$300Mn. Fixed and Floating Rate Bonds 2017	1,168,800.31	Floating rate less than projected
07/002		
02 National Development Loans (I.B.R.D.)	2,009,311.90	Exchange rate difference
03 National Development Loans (I.A.D.B)	129,934,765.48	Exchange rate difference
40 CDB Loan #8/OR-TT - 7.75% \$17.5Mn	3,720,974.37	Exchange rate difference
47 New Loans	58,711,262.00	New loans less than projected
49 CDB Loan #18/OR-TRI - US\$31,600,000 Caribbean Court of Justice Trust Fund	1,432,698.23	Exchange rate difference
52 RMB Yuan 812,000,000 National Academics for the Performing Arts	9,420,849.76	Exchange rate difference
53 US\$150Mn. -5.875% Fixed Rate Notes 2007-2027	4,141,405.93	Exchange rate difference
54 Sterling 160,792,450 Offshore Patrol Vessels	16,022,736.17	Exchange rate difference
07/003		
01 Expenses of Issues	9,578,359.22	Expenses charged by Central Bank less than projected
07/004		
01 Management Expenses - Local	6,575,549.50	Exchange rate difference
02 Management Expenses - Foreign	6,452,362.68	Exchange rate difference

SUB-HEAD/ITEM/SUB-ITEM	LESS THAN ESTIMATES	REMARKS
07/005		
02 Discount on Face Value of Treasury Bills	1,000,000.00	Discounts less than projected in Treasury Bills
03 Discount on Face Value of Treasury Notes	5,000,000.00	Discounts less than projected in Treasury Notes
07/012		
02 National Development Loans (I.B.R.D.)	20,734,251.68	Exchange rate difference
03 National Development Loans (I.A.D.B.)	96,983,244.88	Exchange rate difference
42 US\$13 Mn National Oncology Programme	1,559,533.36	Exchange rate difference
07/014		
03 TT \$72,750Mn Treasury Note TN (3-8)	2,900,000.00	Interest less than projected
04 Treasury Bills - Discount	60,833,047.12	Discount less than projected
05 TT \$183Mn. Treasury Notes Maturity Date May 2007	11,160,921.10	Interest less than projected
12 TT\$29,500,154 - Floating Rate Notes (2017) S.F Pepsi Cola - Debt Conversion	1,176,266.22	Floating Rate less than projected
16 Treasury Bills Discount - Open Market Operations	791,029,942.96	Discount less than projected
30 TT\$85Mn. Treasury Note TN (5-4) Maturity Date 2013/02/01	3,400,000.00	Interest less than projected
60 TT\$900Mn. 6.20/6.40% Fixed Rate Bonds 2016 and 2020	57,710,711.00	Interest less than projected

NOTE 2 - Details of Statement required by paragraph 9 of Comptroller of Accounts Circular No. 11 dated 2010 August 24.

- a. Details of nugatory or similar payments. These include payments for which no value or manifestly insufficient value has been received. NIL
- b. The amount of any unvouched or improperly vouched expenditure. NIL
- c. Overpayments discovered during the year with the following details: - NIL

No. of cases of Overpayments discovered during the year	No. of cases reported to the Comptroller of Accounts and Auditor General	Total Amount Overpaid \$	Amount Recovered \$
NIL	NIL	NIL	NIL

- d. Losses of cash, stamps and stores which were discovered during the year. NIL
- e. Losses of cash and stamps settled or written-off during the year. NIL
- f. Particulars of losses of stores settled or written-off during the year. NIL
- g. Misallocations, which if correctly charged would have resulted in excess expenditure on any Sub-Head, Item or Sub-Item. NIL
- h. Irregular issues of stores. NIL
- i. Particulars of all gifts and/or donations received from agencies/entities within or outside of Trinidad and Tobago whether monetary or in kind. NIL
- j. Particulars of trust and other moneys held, whether temporarily or otherwise by any officer in his official capacity, either alone or jointly with any other person, whether an officer or not in accordance with Section 2 of the Exchequer and Audit Act, Chapter 69:01. NIL
- k. Commitments as at 2010 September 30
 i. A statement showing total outstanding commitments in respect of each Sub-Head of Expenditure and
 ii. **Particulars in respect of Contracts already entered into but not yet completed**

Purpose of Contract	Total Contract Price \$	Amount Paid to Date \$	Contract Balance \$
N/A	N/A	N/A	N/A

- l. Any major transactions affecting the Appropriation Account for the Financial year 2010 or relating to property for which the Accounting Officer is responsible. NIL

NOTE 3 - Comparative Statement of Expenditure for the last five (5) financial years 2006 - 2010

EXPENDITURE CLASSIFICATION SUB-HEADS									
FINANCIAL YEAR	EXTERNAL DEBT		LOCAL DEBT		Expenses of Issues \$Mn.	Management Expenses \$Mn.	Discounts and Other Financial Instruments \$Mn.	Sinking Fund Contributions \$Mn.	Total \$Mn.
	Principal \$Mn.	Interest \$Mn.	Principal \$Mn.	Interest \$Mn.					
2006	603.9	600.5	308.0	1,238.1	0.3	4.6	0.0	634.9	3,390.3
2007	1,254.3	603.9	305.8	1,440.0	0.0	18.2	1.4	655.0	4,278.6
2008	403.6	637.6	288.6	1,769.4	0.0	27.6	10.5	662.3	3,799.6
2009	415.7	544.6	292.6	2,456.1	2.0	90.5	538.7	613.0	4,953.2
2010	435.0	444.2	397.5	2,216.5	0.7	34.0	784.7	442.9	4,755.5

**NOTE 4 - Payments out of Public Moneys to Members of Parliament (Other than salaries, allowances and pensions)
Section 25(2) of the Exchequer and Audit Act, Chapter 69:01 - NIL**

NOTE 5 - STATEMENT OF BANK ACCOUNTS HELD - NIL

NOTE 6 - EXPLANATION FOR ANY DISCREPANCIES BETWEEN COMPTROLLER OF ACCOUNTS FIGURES AND THE APPROPRIATION ACCOUNT - NIL

NOTE 7 - TOTAL VALUE OF UNPRESENTED CHEQUES AS AT THE END OF THE FINANCIAL YEAR - NIL

SECTION E - CERTIFICATION

Please see Statement of Declaration and Certification at page 2.

HEAD 20: PENSIONS AND GRATUITIES

APPROPRIATION ACCOUNT

FOR THE

FINANCIAL YEAR 2010

APPROPRIATION ACCOUNT FOR THE FINANCIAL YEAR 2010
HEAD : 20 PENSIONS AND GRATUITIES

SECTION A - SUMMARY OF EXPENDITURE - 1

SUB-HEAD		ESTIMATES FINANCIAL YEAR 2010	ACTUAL EXPENDITURE FINANCIAL YEAR 2010	VARIANCE	
				LESS THAN ESTIMATES	MORE THAN ESTIMATE S
	\$ c	\$ c	\$ c	\$ c	\$ c
04 CURRENT TRANSFERS AND SUBSIDIES					
Original Provision	2,226,475,000.00	2,226,475,000.00	1,858,567,231.17	367,907,768.83	0.00
TOTAL		2,226,475,000.00	1,858,567,231.17	367,907,768.83	0.00

APPROPRIATION ACCOUNT FOR THE FINANCIAL YEAR 2010
HEAD : 20 PENSIONS AND GRATUITIES

SECTION B - SUMMARY OF EXPENDITURE - 2

SUB-HEADS	ESTIMATES FINANCIAL YEAR 2010	ACTUAL EXPENDITURE FINANCIAL YEAR 2010	VARIANCE
\$ c	\$ c	\$ c	\$ c
04 CURRENT TRANSFERS AND SUBSIDIES			
HOUSEHOLDS			
Ministry of Finance - (Treasury Division) Sub-Items 01- 19, 33 - 34 Original Provision	1,744,475,000.00	1,448,504,571.12	295,970,428.88
	1,744,475,000.00	1,448,504,571.12	295,970,428.88
Ministry of National Security Sub-Items 21- 27, 38 - 39 Original Provision	459,100,000.00	389,075,957.48	70,024,042.52
TOTAL	459,100,000.00	389,075,957.48	70,024,042.52
Ministry of Works and Transport Sub-Items 30 - 31, 37 Original Provision	22,900,000.00	20,986,702.57	1,913,297.43
TOTAL	22,900,000.00	20,986,702.57	1,913,297.43
GRAND TOTAL	2,226,475,000.00	1,858,567,231.17	367,907,768.83

**APPROPRIATION ACCOUNT FOR THE FINANCIAL YEAR 2010
HEAD : 20 PENSIONS AND GRATUITIES**

SECTION C DETAILS OF EXPENDITURE - Not applicable

SECTION D - NOTES TO THE ACCOUNTS

NOTE 3: Comparative Statement of Expenditure for the five (5) financial years 2006 - 2010

FINANCIAL YEAR	EXPENDITURE CLASSIFICATION SUB-HEADS							TOTAL
	PERSONNEL EXPENDITURE	GOODS AND SERVICES	MINOR EQUIPMENT PURCHASES	CURRENT TRANSFERS AND SUBSIDIES	CURRENT TRANSFERS TO STATUTORY BOARDS AND SIMILAR BODIES	DEBT SERVICING	DEVELOPMENT PROGRAMME	
	\$ c	\$ c	\$ c	\$ c	\$ c	\$ c	\$ c	\$ c
2006	0.00	0.00	0.00	1,158,863,549.55	0.00	0.00	0.00	1,158,863,549.55
2007	0.00	0.00	0.00	1,305,752,729.39	0.00	0.00	0.00	1,305,752,729.39
2008	0.00	0.00	0.00	1,659,862,420.99	0.00	0.00	0.00	1,659,862,420.99
2009	0.00	0.00	0.00	1,848,222,221.84	0.00	0.00	0.00	1,848,222,221.84
2010	0.00	0.00	0.00	1,858,567,231.17	0.00	0.00	0.00	1,858,567,231.17

Notes (1, 2, 4 and 5) - See supporting Division Appropriation Accounts

SECTION E - CERTIFICATION

Please see Statement of Declaration and Certification at page 2.

HEAD 20: PENSIONS AND GRATUITIES

(AU:28)

APPROPRIATION ACCOUNT

FOR THE

FINANCIAL YEAR 2010

APPROPRIATION ACCOUNT FOR THE FINANCIAL YEAR 2010
HEAD : 20 PENSIONS AND GRATUITIES
(TREASURY DIVISION)

Section A - Summary of Expenditure: -1

SUB-HEADS	ESTIMATES FINANCIAL YEAR 2010	ACTUAL EXPENDITURE FINANCIAL YEAR 2010	VARIANCE	
			LESS THAN ESTIMATES	MORE THAN ESTIMATES
\$ C	\$ C	\$ C	\$ C	\$ C
04 CURRENT TRANSFERS AND SUBSIDIES				
Original Provision:	1,744,475,000.00	1,448,504,571.12	295,970,428.88	0.00
TOTAL	1,744,475,000.00	1,448,504,571.12	295,970,428.88	0.00

APPROPRIATION ACCOUNT FOR THE FINANCIAL YEAR 2010
HEAD: 20 - PENSIONS AND GRATUITIES
(TREASURY DIVISION)

Section B - Summary of Expenditure: - 2

SUB HEAD/ITEM/SUB-ITEM	ESTIMATES FINANCIAL YEAR 2010	ACTUAL EXPENDITURE FINANCIAL YEAR 2010	VARIANCE
	\$ c	\$ c	\$ c
SUB HEAD 04 - CURRENT TRANSFERS AND SUBSIDIES			
ITEM 007 - HOUSEHOLDS	1,744,475,000.00	1,448,504,571.12	295,970,428.88
GRAND TOTAL	1,744,475,000.00	1,448,504,571.12	295,970,428.88

APPROPRIATION ACCOUNT FOR THE FINANCIAL YEAR 2010
HEAD: 20 - PENSIONS AND GRATUITIES
(TREASURY DIVISION)

Section C - Details of Expenditure

SUB-HEAD/ITEM/SUB-ITEM	ESTIMATES FINANCIAL YEAR 2010	ACTUAL EXPENDITURE FINANCIAL YEAR 2010	VARIANCE (See Note 1 for reasons for Variances)
\$ c	\$ c	\$ c	\$ c
04 CURRENT TRANSFERS AND SUBSIDIES			
007 HOUSEHOLDS Ministry of Finance - (Treasury Division)			
01 PUBLIC OFFICERS' PENSIONS Original Provision	930,000,000.00	930,000,000.00	844,658,044.16
02 PUBLIC OFFICERS' GRATUITIES Original Provision	550,000,000.00		
Less:- (i) Virement to 20/04/007/18 F: Bud:12/20/4 dd. 15.12.09	(1,300,000.00)		
(ii) Virement to 20/04/007/12 F: Bud:12/20/4 dd. 12.07.10	(1,000,000.00)		
(iii) Virement to 20/04/007/18 F: Bud:12/20/4 dd. 12.07.10	(100,000.00)		
(iv) Virement to 20/04/007/33 F: Bud:12/20/4 dd. 12.07.10	(1,000,000.00)		
(v) Virement to 20/04/007/16 F: Bud:12/20/4 dd. 07.09.10	(3,000,000.00)		
(vi) Virement to 20/04/007/18 F: Bud:12/20/4 dd. 23.09.10	(90,000.00)		
(vii) Virement to 20/04/007/12 F: Bud:12/20/4 dd. 23.09.10	(1,000,000.00)		
(viii) Virement to 20/04/007/16 F: Bud:12/20/4 dd. 30.09.10	(1,200,000.00)	541,310,000.00	362,815,630.09
03 WIDOWS' & ORPHANS' PENSIONS Original Provision	89,000,000.00	89,000,000.00	88,432,067.38
04 ASSISTED SECONDARY SCHOOL TEACHERS' PENSIONS Original Provision	20,000,000.00	20,000,000.00	18,878,007.51
05 ASSISTED SECONDARY SCHOOL TEACHERS' GRATUITIES Original Provision	12,000,000.00	12,000,000.00	6,352,875.34
TOTAL C/F	1,592,310,000.00	1,321,136,624.48	271,173,375.52

APPROPRIATION ACCOUNT FOR THE FINANCIAL YEAR 2010
HEAD: 20 - PENSIONS AND GRATUITIES
(TREASURY DIVISION)

Section C - Details of Expenditure

SUB-HEAD/ITEM/SUB-ITEM	ESTIMATES FINANCIAL YEAR 2010		ACTUAL EXPENDITURE FINANCIAL YEAR 2010		VARIANCE (See Note 1 for reasons for Variances)		
	\$	c	\$	c	\$	c	
TOTAL B/F			1,592,310,000.00		1,321,136,624.48		271,173,375.52
08 PROVIDENT FUND							
Original Provision	500,000.00		500,000.00		61,402.20		438,597.80
09 NAVAL AND MILITARY PENSIONS							
Original Provision	75,000.00		75,000.00		33,150.00		41,850.00
10 GRATUITIES TO TECHNICAL AND PROFESSIONAL CONTRACT OFFICERS							
Original Provision	100,000,000.00		100,000,000.00		82,518,840.31		17,481,159.69
12 EX-GRATIA AWARDS							
Original Provision	12,000,000.00						
Add:- (i) Virement from 20/04/007/02							
F: Bud: 12/20/4 dd. 12.07.10	1,000,000.00						
(ii) Virement from 20/04/007/02							
F: Bud: 12/20/4 dd. 23.0910	1,000,000.00		14,000,000.00		13,358,195.96		641,804.04
13 JUDGES' PENSIONS INCLUDING WIDOWS'							
Original Provision	5,000,000.00		5,000,000.00		4,308,078.01		691,921.99
14 JUDGES' GRATUITIES							
Original Provision	3,000,000.00		3,000,000.00		956,250.00		2,043,750.00
15 PRIME MINISTERS' PENSIONS (INCLUDING WIDOWS' AND CHILDREN)							
Original Provision:-	300,000.00		300,000.00		280,050.00		19,950.00
16 RETIRING ALLOWANCE - LEGISLATURE SERVICE							
Original Provision	8,000,000.00						
Add:- (i) Virement from 20/04/007/02							
F: Bud: 12/20/4 dd. 07.09.10	3,000,000.00						
(ii) Virement from 20/04/007/02							
F: Bud: 12/20/4 dd. 30.09.10	1,200,000.00		12,200,000.00		12,195,990.55		4,009.45
TOTAL C/F			1,727,385,000.00		1,434,848,581.51		292,536,418.49

APPROPRIATION ACCOUNT FOR THE FINANCIAL YEAR 2010
HEAD: 20 - PENSIONS AND GRATUITIES
(TREASURY DIVISION)

Section C - Details of Expenditure

SUB-HEAD/ITEM/SUB-ITEM	ESTIMATES FINANCIAL YEAR 2010	ACTUAL EXPENDITURE FINANCIAL YEAR 2010	VARIANCE (See Note 1 for reasons for Variances)
\$ c	\$ c	\$ c	\$ c
TOTAL C/F	1,727,385,000.00	1,434,848,581.51	292,536,418.49
17 GOVERNOR - GENERAL PENSIONS AND GRATUITIES (INCLUDING THEIR WIDOWS' AND CHILDREN) Original Provision	100,000.00	72,025.00	27,975.00
18 PRESIDENT'S PENSIONS AND GRATUITIES (INCLUDING WIDOWS' PENSIONS) Original Provision	700,000.00		
Add:- (i) Virement from 20/04/007/02 F: Bud: 12/20/4 dd.15.12.09	1,300,000.00		
(ii) Virement from 20/04/007/02 F: Bud: 12/20/4 dd.12.07.10	100,000.00		
(iii) Virement from 20/04/007/02 F: Bud: 12/20/4 dd.23.09.10	90,000.00	2,189,700.00	300.00
19 HEADS OF MISSIONS - PENSIONS AND GRATUITIES (INCLUDING WIDOWS' AND CHILDRENS' PENSIONS) Original Provision	800,000.00	381,560.76	418,439.24
33 VOLUNTARY TERMINATION OF EMPLOYMENT PLAN (Act 19 of 1989) PENSIONS Original Provision	9,000,000.00		
Add:- (i) Virement from 20/04/007/02 F: Bud:12/20/4 dd.12.07.10	1,000,000.00	9,525,824.37	474,175.63
34 INDUSTRIAL COURT (PENSIONS AND GRATUITIES OF MEMBERS) Original Provision	4,000,000.00	1,486,879.48	2,513,120.52
TOTAL	1,744,475,000.00	1,448,504,571.12	295,970,428.88

SECTION D - NOTES TO THE ACCOUNTS

Note 1 - Explanations for the causes of material variances between the Estimates and the Actual Expenditure.

ITEM 007 - HOUSEHOLDS

Sub-Items 01, 02, 05,10 and 34 - Anticipated payments did not materialize.

Note 2 - Details of Statement required by paragraph 9 of Comptroller of Accounts Circular No. 11 dated 2010 August, 24.

a - Details of nugatory or similar payments. These include payments for which no value or manifestly insufficient value has been received. NIL

b - The amount of any unvouched or improperly vouched expenditure. NIL

c - Overpayments discovered during the year.
Details are as follows:-

No. of cases of Overpayments discovered during the year	No. of cases reported to the Comptroller of Accounts and Auditor General	Total Amount Overpaid \$	Amount Recovered \$
NIL	NIL	0.00	0.00

d - Losses of cash, stamps and stores which were discovered during the year. NIL

e - Losses of cash and stamps settled or written-off during the year. NIL

f - Particulars of losses of stores settled or written-off during the year NIL

g - Misallocations, which if correctly charged would have resulted in excess expenditure on any Sub-head, Item or Sub-item. NIL

h - Irregular issues of stores. NIL

i - Gifts of Public property. NIL

j - Particulars of trust and other monies held, whether temporarily or otherwise by any officer in his official capacity, either alone or jointly with any other person, whether an officer or not in accordance with Section 2 of the Exchequer and Audit Act, Chap. 69:01. NIL

k - The total commitments which were outstanding as at 2010 September, 30 in respect of each Sub-Head of Expenditure. NIL

l - Any major transactions affecting the Appropriation Account for the financial year 2010 or relating to property for which the Accounting Officer is responsible NIL

Note 3 -Comparative Statement of Expenditure for the five (5) Financial years 2006-2010.

FINANCIAL YEAR	EXPENDITURE CLASSIFICATION (SUB-HEADS)							TOTAL
	PERSONNEL EXPENDITURE	GOODS AND SERVICES	MINOR EQUIPMENT PURCHASES	CURRENT TRANSFERS AND SUBSIDIES	CURRENT TRANSFERS TO STATUTORY BOARDS AND SIMILAR BODIES	DEBT SERVICING	DEVELOPMENT PROGRAMME	
	\$ c	\$ c	\$ c	\$ c	\$ c	\$ c	\$ c	\$ c
2006	0.00	0.00	0.00	882,044,902.95	0.00	0.00	0.00	882,044,902.95
2007	0.00	0.00	0.00	998,328,076.26	0.00	0.00	0.00	998,328,076.26
2008	0.00	0.00	0.00	1,305,155,621.96	0.00	0.00	0.00	1,305,155,621.96
2009	0.00	0.00	0.00	1,442,352,803.97	0.00	0.00	0.00	1,442,352,803.97
2010	0.00	0.00	0.00	1,448,504,571.12	0.00	0.00	0.00	1,448,504,571.12

Note 4 - Payments out of Public Monies to Members of Parliament (Other than salaries, allowances and pensions)
Section 25 (2) of the Exchequer and Audit Act Chapter. 69:01

NAME OF MEMBER	AMOUNT	SERVICE/SERVICES FOR PAYMENT
NIL	NIL	NIL

NOTE 5 - STATEMENT OF BANK ACCOUNTS HELD

Authority for Opening Bank Account	Date Account Opened	Bank in Which Account Held	Account Title	Bank Account Number	Type of Account	Account Signatories	Balance as at 2010/09/30
N/A	N/A	N/A	N/A	N/A	N/A	N/A	N/A

NOTE 6 - Explanation for any discrepancies between Comptroller of Accounts figure and the Appropriation Account

N/A

NOTE 7 - TOTAL VALUE OF UNPRESENTED CHEQUES AS AT THE END OF THE FINANCIAL YEAR

\$125,595,704.14


SECTION E - CERTIFICATION

CERTIFICATE

I hereby certify that the Appropriation Account for the financial year ended 2010 September 30, submitted in accordance with Section 24(1)(b) of the Exchequer and Audit Act Chapter 69:01, as amended by Act No.23 of 1998 has been reconciled with the Comptroller of Accounts (Paymaster's) Schedule of Receipts and Payments and any discrepancies have been identified and explained as a note to the accounts.



Director, Pensions Administration



Comptroller of Accounts

2011, January 28

2011, January 31

SECTION 5

**STATEMENTS
OF RECEIPTS AND DISBURSEMENTS
FOR THE
FINANCIAL YEAR ENDED
2010 SEPTEMBER 30**

**STATEMENT
OF RECEIPTS AND DISBURSEMENTS
FOR THE
FINANCIAL YEAR ENDED
2010 SEPTEMBER 30**

**PERMANENT SECRETARY
MINISTRY OF FINANCE**

**STATEMENT OF RECEIPTS AND DISBURSEMENTS
FOR THE FINANCIAL YEAR 2010**

Section A - Summary

**RECEIVER OF REVENUE
MINISTRY/DEPARTMENT
DIVISION
REVENUE HEAD**

**FN6 - PERMANENT SECRETARY
MINISTRY OF FINANCE
TREASURY
07 - OTHER NON-TAX REVENUE**

RECEIPTS:

Revenue Head(s)	Cash \$	I.D.A. / OSM \$	Total \$
07 - Other Non-Tax Revenue	1,007,586.50	0.00	1,007,586.50
TOTAL	1,007,586.50	0.00	1,007,586.50
<u>DISBURSEMENT TO:</u> EXCHEQUER ACCOUNT Revenue Head(s)	Cash \$	I.D.A. / OSM \$	Total \$
07 - Other Non-Tax Revenue	1,007,586.50	0.00	1,007,586.50
TOTAL	1,007,586.50	0.00	1,007,586.50

BALANCE IN HAND AS AT 2010 SEPTEMBER 30

NIL

**STATEMENT OF RECEIPTS AND DISBURSEMENTS
FOR THE FINANCIAL YEAR 2010**

Section B - Details of Revenue

RECEIVER OF REVENUE
MINISTRY/DEPARTMENT
DIVISION
REVENUE HEAD

FN6 - PERMANENT SECRETARY
MINISTRY OF FINANCE
TREASURY
07 - OTHER NON-TAX REVENUE

No.	Sub -Head/ Item/ Sub-Item	2010 Estimates	Actual Receipts		
			Cash	Non-Cash I.D.A. / OSM	Total
		\$ c	\$ c	\$ c	\$ c
02	<u>FINES AND FORFEITURES</u>				
FN6	PERMANENT SECRETARY MINISTRY OF FINANCE				
001	Penalties - Securities & Exchange Commission	0.00	1,007,586.50	0.00	1,007,586.50
	TOTAL	0.00	1,007,586.50	0.00	1,007,586.50
	Disbursements to Exchequer A/C		1,007,586.50	0.00	1,007,586.50

Section C - Notes to the Accounts
NOT APPLICABLE

Section D - Certification

CERTIFICATE

I hereby certify that the Statement of Receipts and Disbursements for the Financial Year ended 2010 September 30, submitted in accordance with Section 24 (1) (c) of the Exchequer and Audit Act, Chapter 69:01 as amended by Act No. 23 of 1998, has been reconciled with the records of the Comptroller of Accounts.

2011 January, *28th*
.....
Date

Michael Mendes
.....
Receiver of Revenue
Permanent Secretary
Ministry of Finance

**STATEMENT
OF RECEIPTS AND DISBURSEMENTS
FOR THE
FINANCIAL YEAR ENDED
2010 SEPTEMBER 30**

**PERMANENT SECRETARY
MINISTRY OF FINANCE
(INVESTMENT DIVISION)**

**STATEMENT OF RECEIPTS AND DISBURSEMENTS
FOR THE FINANCIAL YEAR 2010**

Section A - Summary

**RECEIVER OF REVENUE
MINISTRY/DEPARTMENT
DIVISION**

**FN5 - PERMANENT SECRETARY
MINISTRY OF FINANCE
(INVESTMENT DIVISION)**

RECEIPTS:

Revenue Head	Cash		I.D.A. / OSM		Total	
	\$	¢	\$	¢	\$	¢
06 - Property Income	961,433,825.29		0.00		961,433,825.29	
07 - Other Non-Tax Revenue	144,000.00		0.00		144,000.00	
TOTAL	961,577,825.29		0.00		961,577,825.29	
<u>DISBURSEMENTS TO: EXCHEQUER ACCOUNT</u>	Cash		I.D.A./OSM		Total	
<u>Revenue Head</u>	\$	¢	\$	¢	\$	¢
06 - Property Income	961,433,825.29		0.00		961,433,825.29	
07 - Other Non-Tax Revenue	144,000.00		0.00		144,000.00	
TOTAL	961,577,825.29		0.00		961,577,825.29	

BALANCE IN HAND AS AT 2010 SEPTEMBER 30

NIL

**STATEMENT OF RECEIPTS AND DISBURSEMENTS
FOR THE FINANCIAL YEAR 2010**

Section B - Details of Revenue

RECEIVER OF REVENUE
MINISTRY/DEPARTMENT
DIVISION
REVENUE HEAD

FN5 - PERMANENT SECRETARY
MINISTRY OF FINANCE
(INVESTMENT DIVISION)
06 - OTHER NON-TAX REVENUE

No	Sub-Head/Item/Sub-Item	2010 Estimates		ACTUAL RECEIPTS						
				Cash		Non-Cash I.D.A./OSM		Total		
				\$	€	\$	€	\$	€	
04	Profit from Non- Financial Enterprises									
FN5	PERMANENT SECRETARY MINISTRY OF FINANCE (INVESTMENT DIVISION)									
002	State Enterprises	1,288,209,290.00		960,103,825.29		0.00		960,103,825.29		
05	Profits from Public Financial Institutions									
FN5	PERMANENT SECRETARY MINISTRY OF FINANCE (INVESTMENT DIVISION)									
001	State Enterprises	8,811,570.00		1,330,000.00		0.00		1,330,000.00		
TOTAL		1,297,020,860.00		961,433,825.29		0.00		961,433,825.29		
Disbursements to Exchequer A/C				961,433,825.29		0.00		961,433,825.29		

RECEIVER OF REVENUE
MINISTRY/DEPARTMENT
DIVISION
REVENUE HEAD

FN5 - PERMANENT SECRETARY
MINISTRY OF FINANCE
(INVESTMENT DIVISION)
07 - OTHER NON-TAX REVENUE

No	Sub-Head/Item/Sub-Item	2010 Estimates		ACTUAL RECEIPTS						
				Cash		Non-Cash I.D.A./OSM		Total		
				\$	€	\$	€	\$	€	
06	Other (Miscellaneous)									
FN5	PERMANENT SECRETARY MINISTRY OF FINANCE (INVESTMENT DIVISION)									
002	Recovery of Expenses - National Enterprises Limited (NEL)	144,000.00		144,000.00		0.00		144,000.00		
TOTAL		144,000.00				0.00		144,000.00		
Disbursements to Exchequer A/C				0.00		0.00		144,000.00		

**STATEMENT OF RECEIPTS AND DISBURSEMENTS
FOR THE FINANCIAL YEAR 2010**

Section C - Notes to the Accounts

Not Applicable

Section D - Certification

CERTIFICATE

I hereby certify that the Statement of Receipts and Disbursements for the Financial Year ended 2010 September 30, submitted in accordance with Section 24 (1) (c) of the Exchequer and Audit Act, Chapter 69:01 as amended by Act No. of 1998, has been reconciled with the records of the Comptroller of Accounts.

2011 January, *28*
.....
Date

N. J. Man
.....
Receiver of Revenue
Permanent Secretary
Ministry of Finance
(Investment Division)

**STATEMENT
OF RECEIPTS AND DISBURSEMENTS
FOR THE
FINANCIAL YEAR ENDED
2010 SEPTEMBER 30**

**COMPTROLLER OF ACCOUNTS
MINISTRY OF FINANCE**

**STATEMENT OF RECEIPTS AND DISBURSEMENTS
FOR THE FINANCIAL YEAR 2010**

Section A - Summary

**RECEIVER OF REVENUE
MINISTRY/DEPARTMENT
DIVISION**

**FN1 - COMPTROLLER OF ACCOUNTS
MINISTRY OF FINANCE
TREASURY**

RECEIPTS:

Revenue Head(s)	Cash \$	I.D.A. / OSM \$	Total \$
06 - Property Income	1,253,453,549.81	(6,781,343.57)	1,246,672,206.24
07 - Other Non-Tax Revenue	482,002,871.55	(492,709,208.31)	(10,706,336.76)
08 - Repayment of Past Lending	20,280,918.61	0.00	20,280,918.61
09 - Capital Revenue	61,664,956.03	0.00	61,664,956.03
10 - Borrowing	456,422,230.41	685,548,891.26	1,141,971,121.67
TOTAL	2,273,824,526.41	186,058,339.38	2,459,882,865.79
<u>DISBURSEMENT TO: EXCHEQUER ACCOUNT Revenue Head(s)</u>	Cash \$	I.D.A. / OSM \$	Total \$
06 - Property Income	1,253,453,549.81	(6,781,343.57)	1,246,672,206.24
07 - Other Non-Tax Revenue	482,002,871.55	(492,709,208.31)	(10,706,336.76)
08 - Repayment of Past Lending	20,280,918.61	0.00	20,280,918.61
09 - Capital Revenue	61,664,956.03	0.00	61,664,956.03
10 - Borrowing	456,422,230.41	685,548,891.26	1,141,971,121.67
TOTAL	2,273,824,526.41	186,058,339.38	2,459,882,865.79

BALANCE IN HAND AS AT 2010 SEPTEMBER 30

NIL

**STATEMENT OF RECEIPTS AND DISBURSEMENTS
FOR THE FINANCIAL YEAR 2010**

Section B - Details of Revenue

**RECEIVER OF REVENUE
MINISTRY/DEPARTMENT
DIVISION
REVENUE HEAD**

**FN1 - COMPTROLLER OF ACCOUNTS
MINISTRY OF FINANCE
TREASURY
06 - PROPERTY INCOME**

No.	Sub -Head/ Item/ Sub-Item	2010 Estimates	Actual Receipts		
			Cash	Non-Cash I.D.A. / OSM	Total
		\$ c	\$ c	\$ c	\$ c
02 FN1	<u>Interest Income</u> COMPTROLLER OF ACCOUNTS MINISTRY OF FINANCE				
001	Interest on Investment				
01	Consolidated Fund	118,000.00	98,826.55	18,289.33	117,115.88
02	Renewals Fund	0.00	0.00	0.00	0.00
03	Provident Fund	1,000.00	0.00	0.00	0.00
002	Interest on Floating Balances	40,000,000.00	7,095,478.12	(6,750,358.50)	345,119.62
003	Interest on Loans and Advances				
	ARIMA BOROUGH CORPORATION				
01	Velodrome	0.00	0.00	0.00	0.00
	PORT OF SPAIN CORPORATION				
05	Worker's Home	0.00	0.00	0.00	0.00
06	Loans Consolidated	0.00	0.00	0.00	0.00
07	St. James Improvement Scheme	0.00	0.00	0.00	0.00
	COMPTROLLER OF ACCOUNTS				
09	Loans to Students	0.00	0.00	0.00	0.00
17	Interest on Loans to Public Servants	8,000,000.00	7,404,090.90	(49,274.40)	7,354,816.50
19	Loan to Government of Belize - Hurricanes "Carmen and "Fifi"	654.00	330.92	0.00	330.92
21	Trinidad and Tobago Mortgage Finance Company	8,025,200.00	11,212,449.57	0.00	11,212,449.57
33	Caribbean Development Bank	0.00	0.00	0.00	0.00
38	Mount St. Benedict Abbey	0.00	0.00	0.00	0.00
45	Naparima Star Lodge and Pride of Naparima Lodge	0.00	0.00	0.00	0.00
47	Holy Trinity Cathedral	1,314.00	848.20	0.00	848.20
49	Petrotrin - Energy Sector Loan	0.00	0.00	0.00	0.00
50	Loan to Government of Dominica	0.00	470,525.90	0.00	470,525.90
51	Guarantee of Loans to Students (Students Cess Act, 1989)	0.00	0.00	0.00	0.00
53	Loan to Government of Grenada	0.00	0.00	0.00	0.00
63	Loan to Government of Guyana	5,020,920.00	1,050,581.50	0.00	1,050,581.50
64	Trinidad and Tobago Postal Corporation	3,722,150.00	0.00	0.00	0.00
65	National Energy Skills Centre	1,739,000.00	0.00	0.00	0.00
66	Sugar Manufacturing Company Ltd (SMCL)	0.00	52,904.36	0.00	52,904.36
004	Interest on Swap Agreement Six Fast Patrol Crafts	0.00	100,897,067.31	0.00	100,897,067.31
	CARRIED FORWARD	66,628,238.00	128,283,103.33	(6,781,343.57)	121,501,759.76

**STATEMENT OF RECEIPTS AND DISBURSEMENTS
FOR THE FINANCIAL YEAR 2010**

Section B - Details of Revenue

RECEIVER OF REVENUE
MINISTRY/DEPARTMENT
DIVISION
REVENUE HEAD

FN1 - COMPTROLLER OF ACCOUNTS
MINISTRY OF FINANCE
TREASURY
06 - PROPERTY INCOME

No.	Sub -Head/ Item/ Sub-Item	2010 Estimates	Actual Receipts		
			Cash	Non-Cash I.D.A. / OSM	Total
	BROUGHT FORWARD	66,628,238.00	128,283,103.33	(6,781,343.57)	121,501,759.76
04	<u>Profits from Non-Financial Enterprises</u>				
FN1	COMPTROLLER OF ACCOUNTS MINISTRY OF FINANCE				
	DIVIDENDS AND SURPLUSES				
001	National Lottery (Chap. 21:04)	177,847,100.00	205,000,000.00	0.00	205,000,000.00
05	<u>Profits from Public Financial Institutions</u>				
FN1	COMPTROLLER OF ACCOUNTS MINISTRY OF FINANCE				
	INTEREST, DIVIDENDS AND SURPLUSES				
001	Equity Profits - Central Bank (Chap. 79:02)	700,000,000.00	920,170,446.48	0.00	920,170,446.48
	TOTAL	944,475,338.00	1,253,453,549.81	(6,781,343.57)	1,246,672,206.24
	Disbursements to Exchequer A/C		1,253,453,549.81	(6,781,343.57)	1,246,672,206.24

**STATEMENT OF RECEIPTS AND DISBURSEMENTS
FOR THE FINANCIAL YEAR 2010**

Section B - Details of Revenue

**RECEIVER OF REVENUE
MINISTRY/DEPARTMENT
DIVISION
REVENUE HEAD**

**FN1 - COMPTROLLER OF ACCOUNTS
MINISTRY OF FINANCE
TREASURY
07 - OTHER NON-TAX REVENUE**

No.	Sub -Head/ Item/ Sub-Item	2010 Estimates	Actual Receipts		
			Cash	Non-Cash I.D.A. / OSM	Total
		\$ c	\$ c	\$ c	\$ c
01	<u>Administrative Fees And Charges</u>				
FN1	COMPTROLLER OF ACCOUNTS MINISTRY OF FINANCE				
001	Licenses Fees - Financial Institutions Other Than Commercial Banks	2,000.00	30.00	0.00	30.00
02	<u>Fines and Forfeitures</u>				
001	Fines and Penalties under by the Financial Institutions Act No. 26 of 2008	0.00	675,000.00	0.00	675,000.00
03	<u>Pension Contributions</u>				
FN1	COMPTROLLER OF ACCOUNTS MINISTRY OF FINANCE				
001	Contributions to Widows' and Orphans' Pension Scheme Chapter (23:54)	556,400.00	937,934.00	816.00	938,750.00
002	Police Service - Contribution to Superannuation Fund Chapter (23:54)	6,000,000.00	6,850,338.07	0.00	6,850,338.07
003	Fire Services - Contribution to Superannuation Fund Chapter (23:54)	2,000,000.00	2,417,617.83	0.00	2,417,617.83
004	Provident Fund Bonus Surrendered and Forfeited (Chapter 23:57)	0.00	0.00	0.00	0.00
005	Trinidad and Tobago Defence Force Continue to Super Fund (Chapter 23:52)	17,000,000.00	22,075,120.53	0.00	22,075,120.53
006	Members of Parliament	571,000.00	1,348,092.31	0.00	1,348,092.31
007	Heads of Missions (Chapter 17:04)	45,400.00	107,189.64	0.00	107,189.64
008	Officers on Secondment: (Chapter 23:52)				
02	University of the West Indies	5,100.00	40,964.91	0.00	40,964.91
03	Public Transport Service Corporation	0.00	0.00	0.00	0.00
04	Commonwealth Caribbean Regional Secretariat	0.00	0.00	0.00	0.00
08	Chaguaramas Development Authority	0.00	0.00	0.00	0.00
09	National Insurance Property Development Company Ltd.	0.00	0.00	0.00	0.00
11	Trinidad and Tobago Bureau of Standards	23,050.00	45,664.20	0.00	45,664.20
12	Legal Aid and Advisory Authority	10,550.00	61,452.09	0.00	61,452.09
13	Port Authority of Trinidad and Tobago	0.00	0.00	0.00	0.00
15	Trinidad & Tobago Unified Teachers' Association	0.00	0.00	0.00	0.00
16	Airports Authority of Trinidad and Tobago	0.00	0.00	0.00	0.00
19	Caribbean Examinations Councils	10,000.00	0.00	0.00	0.00
20	National Institute of Higher Education (NIHERST)	0.00	0.00	0.00	0.00
23	Public Service Association	0.00	83,974.18	0.00	83,974.18
26	National Helicopter Services Limited	0.00	0.00	0.00	0.00
27	Youth Training and Employment Partnership Programme Limited (YTEPP)	0.00	0.00	0.00	0.00
	CARRIED FORWARD	26,223,500.00	34,643,377.76	816.00	34,644,193.76

**STATEMENT OF RECEIPTS AND DISBURSEMENTS
FOR THE FINANCIAL YEAR 2010**

Section B - Details of Revenue

**RECEIVER OF REVENUE
MINISTRY/DEPARTMENT
DIVISION
REVENUE HEAD**

**FN1 - COMPTROLLER OF ACCOUNTS
MINISTRY OF FINANCE
TREASURY
07 - OTHER NON-TAX REVENUE**

No.	Sub -Head/ Item/ Sub-Item	2010 Estimates	Actual Receipts		
			Cash	Non-Cash I.D.A. / OSM	Total
		\$ c	\$ c	\$ c	\$ c
	BROUGHT FORWARD	26,223,500.00	34,643,377.76	816.00	34,644,193.76
03	<u>Pensions Contributions (Continued)</u>				
FN1	COMPTROLLER OF ACCOUNTS MINISTRY OF FINANCE				
28	Eric Williams Medical Sciences Complex	65,600.00	0.00	0.00	0.00
31	Environmental Management Authority	0.00	0.00	0.00	0.00
32	National Training Agency	0.00	0.00	0.00	0.00
33	Trinidad and Tobago Securities & Exchange Commission	10,000.00	30,914.00	0.00	30,914.00
34	Trinidad & Tobago Industrial Development Corporation (TIDCO)	0.00	0.00	0.00	0.00
35	National Agricultural Marketing and Development Corporation (NAMDEVCO)	105,800.00	44,809.80	0.00	44,809.80
36	Central Bank of Trinidad & Tobago	0.00	0.00	0.00	0.00
37	College of Science Technology and Applied Arts of Trinidad & Tobago	45,500.00	0.00	0.00	0.00
38	Asa Wright Nature Centre	1,500.00	0.00	0.00	0.00
39	Telecommunications Authority of Trinidad & Tobago	46,550.00	71,110.09	0.00	71,110.09
40	University of Trinidad & Tobago (UTT)	122,850.00	360,518.56	0.00	360,518.56
41	Accreditation Council of Trinidad & Tobago (ACTT)	40,000.00	0.00	0.00	0.00
009	Prison Service Contribution to Superannuation Fund Chapter 13:02	1,394,000.00	2,951,177.45	0.00	2,951,177.45
04	<u>Non-Industrial Sales</u>				
FN1	COMPTROLLER OF ACCOUNTS MINISTRY OF FINANCE				
	SALE OF GOVERNMENT STORES AND OTHER PROPERTY				
001	Sale of obsolete, redundant and unserviceable Government Stores and Property	3,840,000.00	3,108,550.49	0.00	3,108,550.49
002	Sale of Safes, Vault Doors etc.	0.00	0.00	0.00	0.00
06	<u>Other (Miscellaneous)</u>				
FN1	COMPTROLLER OF ACCOUNTS MINISTRY OF FINANCE				
001	Gain on Sale of Investments	20,000.00	624.70	0.00	624.70
002	Recoveries of Overpayments relating to previous years	35,000,000.00	27,717,899.36	1,448,769.24	29,166,668.60
003	Post Office Savings Bank	0.00	0.00	0.00	0.00
	CARRIED FORWARD	66,915,300.00	68,928,982.21	1,449,585.24	70,378,567.45

**STATEMENT OF RECEIPTS AND DISBURSEMENTS
FOR THE FINANCIAL YEAR 2010**

Section B - Details of Revenue

**RECEIVER OF REVENUE
MINISTRY/DEPARTMENT
DIVISION
REVENUE HEAD**

**FN1 - COMPTROLLER OF ACCOUNTS
MINISTRY OF FINANCE
TREASURY
07 - OTHER NON-TAX REVENUE**

No.	Sub -Head/ Item/ Sub-Item	2010 Estimates	Actual Receipts		
			Cash	Non-Cash I.D.A. / OSM	Total
		\$ c	\$ c	\$ c	\$ c
	BROUGHT FORWARD	66,915,300.00	68,928,982.21	1,449,585.24	70,378,567.45
06	<u>Other (Miscellaneous) - (Continued)</u>				
FN1	COMPTROLLER OF ACCOUNTS MINISTRY OF FINANCE				
005	Life Insurance Companies Salary Deduction Plan	510,000.00	542,341.78	0.00	542,341.78
008	Telephone, Telegram and Cablegram Charges	40,000.00	93,428.74	0.00	93,428.74
009	Government Vehicles Insurance Fund	500,000.00	80,000.00	0.00	80,000.00
010	Sundry	15,000,000.00	9,859,831.99	(1,308,055.89)	8,551,776.10
011	Unclaimed Deposits	23,000,000.00	4,305.00	(496,906,987.48)	496,911,292.48
012	In-operative Accounts at Commercial Banks	2,000,000.00	22,619,210.79	(709,771.17)	21,909,439.62
013	Recoveries of Expenses from Government Scholars	1,000.00	0.00	0.00	0.00
016	Fees - payment for use of Caption - "Brokers to the Government of Trinidad and Tobago	10,000.00	30,000.00	0.00	30,000.00
020	Gain on Treasury Bills	500,000.00	0.00	4,763,270.99	4,763,270.99
021	Commission Fee - Petrotrin Energy Sector Loan	0.00	0.00	0.00	0.00
022	Seminar Fees - Venture Capital Incentive Programme	0.00	0.00	0.00	0.00
023	Net Settlement on Swap Transaction - Loan - Citibank N.A.	15,000,000.00	379,797,138.50	0.00	379,797,138.50
024	Commitment Fee - Postal Services Reform Loan No. 44580 TR	25,000.00	0.00	0.00	0.00
025	Recovery of Expenses - Items issued to Public Officers for Personal Use	1,000.00	47,632.54	2,750.00	50,382.54
	TOTAL	123,502,300.00	482,002,871.55	(492,709,208.31)	(10,706,336.76)
	Disbursements to Exchequer A/C		482,002,871.55	(492,709,208.31)	(10,706,336.76)

**STATEMENT OF RECEIPTS AND DISBURSEMENTS
FOR THE FINANCIAL YEAR 2010**

Section B - Details of Revenue

**RECEIVER OF REVENUE
MINISTRY/DEPARTMENT
DIVISION
REVENUE HEAD**

**FN1 - COMPTROLLER OF ACCOUNTS
MINISTRY OF FINANCE
TREASURY
08 - REPAYMENT OF PAST LENDING**

No.	Sub -Head/ Item/ Sub-Item	2010 Estimates		Actual Receipts			
				Cash		Non-Cash I.D.A. / OSM	Total
		\$	c	\$	c	\$	c
01	<u>Repayment of Loans by Local Government Bodies</u>						
FN1	COMPTROLLER OF ACCOUNTS MINISTRY OF FINANCE						
001	Arima Borough Corporation						
01	Velodrome		0.00		0.00		0.00
003	Port-of-Spain Corporation		0.00		0.00		0.00
01	Workers' Home		0.00		0.00		0.00
02	Loans Consolidated		0.00		0.00		0.00
03	St. James Improvement Scheme		0.00		0.00		0.00
03	<u>Repayment of Loans by Public Enterprises</u>						
FN1	COMPTROLLER OF ACCOUNTS MINISTRY OF FINANCE						
002	Trinidad and Tobago Mortgage Finance Company Limited	6,981,200.00		6,981,154.83		0.00	6,981,154.83
003	Trinidad and Tobago Development Finance Company Limited		0.00		0.00		0.00
016	Industrial Development Corporation		0.00		0.00		0.00
023	Petrotrin - Energy Sector Loan		0.00		0.00		0.00
024	Mt. Hope Maternity Hospital		0.00		0.00		0.00
025	Trinidad and Tobago Postal Corporation		0.00		0.00		0.00
026	Sugar Manufacturing Company Ltd (SMCL)		0.00	7,882,749.91		0.00	7,882,749.91
027	National Energy Skills Centre		0.00		0.00		0.00
04	<u>Repayment of Loans by Other Enterprises</u>						
FN1	COMPTROLLER OF ACCOUNTS MINISTRY OF FINANCE						
002	Loans to Students		0.00		0.00		0.00
007	St. Paul's Parish Church		0.00		0.00		0.00
009	Mount St. Benedict Abbey		0.00		0.00		0.00
010	Canaan Unity Benefit Friendly Society		0.00		0.00		0.00
013	Naparima Star Lodge and Pride of Naparima Lodge		0.00		0.00		0.00
015	Holy Trinity Cathedral	15,400.00		15,865.36		0.00	15,865.36
	CARRIED FORWARD	6,996,600.00		14,879,770.10		0.00	14,879,770.10

**STATEMENT OF RECEIPTS AND DISBURSEMENTS
FOR THE FINANCIAL YEAR 2010**

Section B - Details of Revenue

**RECEIVER OF REVENUE
MINISTRY/DEPARTMENT
DIVISION
REVENUE HEAD**

**FN1 - COMPTROLLER OF ACCOUNTS
MINISTRY OF FINANCE
TREASURY
08 - REPAYMENT OF PAST LENDING**

No.	Sub -Head/ Item/ Sub-Item	2010 Estimates	Actual Receipts		
			Cash	Non-Cash I.D.A. / OSM	Total
		\$ c	\$ c	\$ c	\$ c
	BROUGHT FORWARD	6,996,600.00	14,879,770.10	0.00	14,879,770.10
06	<u>Repayment of Other Loans</u>				
FN1	COMPTROLLER OF ACCOUNTS MINISTRY OF FINANCE				
006	Government of Belize	12,920.00	13,238.06	0.00	13,238.06
008	Caribbean Development Bank	0.00	0.00	0.00	0.00
009	Guarantee of Loans to Students - (Students Cess Act. 1989)	0.00	0.00	0.00	0.00
012	Government of Grenada	0.00	0.00	0.00	0.00
013	Government of St. Vincent	0.00	0.00	0.00	0.00
014	Government of Guyana	5,752,610.00	1,487,783.74	0.00	1,487,783.74
015	Shareholder Governments of LIAT (1974) Ltd in the Eastern Caribbean	0.00	0.00	0.00	0.00
01	Government of Antigua and Barbuda	0.00	0.00	0.00	0.00
02	Government of Barbados	0.00	3,900,126.71	0.00	3,900,126.71
03	Government of St. Vincent and the Grenadines	0.00	0.00	0.00	0.00
07	<u>Repayment of International Loans</u>				
FN1	COMPTROLLER OF ACCOUNTS MINISTRY OF FINANCE				
001	Business Expansion and Industrial Restructuring Loan (BEIRL)	0.00	0.00	0.00	0.00
	TOTAL	12,762,130.00	20,280,918.61	0.00	20,280,918.61
	Disbursements to Exchequer A/C		20,280,918.61	0.00	20,280,918.61

**STATEMENT OF RECEIPTS AND DISBURSEMENTS
FOR THE FINANCIAL YEAR 2010**

Section B - Details of Revenue

**RECEIVER OF REVENUE
MINISTRY/DEPARTMENT
DIVISION
REVENUE HEAD**

**FN1 - COMPTROLLER OF ACCOUNTS
MINISTRY OF FINANCE
TREASURY
09 - CAPITAL REVENUE**

No.	Sub -Head/ Item/ Sub-Item	2010 Estimates		Actual Receipts			
				Cash		Non-Cash I.D.A. / OSM	Total
		\$	c	\$	c	\$	c
02	<u>Sale of Assets</u>						
FN1	COMPTROLLER OF ACCOUNTS MINISTRY OF FINANCE						
001	Sale of Other Assets		0.00	0.00		0.00	0.00
07	<u>Unspent Balances Statutory Boards and Similar Bodies</u>						
FN1	COMPTROLLER OF ACCOUNTS MINISTRY OF FINANCE						
001	Unspent Balances Stat. Boards and Similar Bodies	15,000,000.00		40,784,852.00		0.00	40,784,852.00
09	<u>Grants</u>						
FN1	COMPTROLLER OF ACCOUNTS MINISTRY OF FINANCE						
001	Grants	35,000,000.00		0.00		0.00	0.00
10	<u>Extraordinary</u>						
FN1	COMPTROLLER OF ACCOUNTS MINISTRY OF FINANCE						
001	Proceeds of Litigation		0.00	17,440,104.03		0.00	17,440,104.03
002	Transfer of Balance in Central Bank		0.00		0.00	0.00	0.00
003	Proceeds from Judgment Debt		0.00	3,440,000.00		0.00	3,440,000.00
11	<u>Transfers from Student Revolving Loan Fund</u>						
FN1	COMPTROLLER OF ACCOUNTS MINISTRY OF FINANCE						
001	Transfers from Student Revolving Loan Fund		0.00	0.00		0.00	0.00
12	<u>Transfers from Funds</u>						
FN1	COMPTROLLER OF ACCOUNTS MINISTRY OF FINANCE						
001	Transfer of Balance from the Road Improvement Fund		0.00	166,797,283.27		0.00	166,797,283.27
	TOTAL	50,000,000.00		61,664,956.03		0.00	61,664,956.03
	Disbursements to Exchequer A/C			61,664,956.03		0.00	61,664,956.03

**STATEMENT OF RECEIPTS AND DISBURSEMENTS
FOR THE FINANCIAL YEAR 2010**

Section B - Details of Revenue

RECEIVER OF REVENUE
MINISTRY/DEPARTMENT
DIVISION
REVENUE HEAD

FN1 - COMPTROLLER OF ACCOUNTS
MINISTRY OF FINANCE
TREASURY
10 - BORROWING

No.	Sub -Head/ Item/ Sub-Item	2010 Estimates	Actual Receipts		
			Cash	Non-Cash I.D.A. / OSM	Total
		\$ c	\$ c	\$ c	\$ c
FN1	COMPTROLLER OF ACCOUNTS MINISTRY OF FINANCE				
01	Domestic	2,000,000,000.00	285,420,920.00	15,918,140.00	301,339,060.00
02	Foreign	2,793,810,000.00	171,001,310.41	669,630,751.26	840,632,061.67
	TOTAL	4,793,810,000.00	456,422,230.41	685,548,891.26	1,141,971,121.67
	Disbursements to Exchequer A/C		456,422,230.41	685,548,891.26	1,141,971,121.67


Section C - Notes to the Accounts
NOT APPLICABLE

Section D - Certification

CERTIFICATE

I hereby certify that the Statement of Receipts and Disbursements for the Financial Year ended 2010 September 30, submitted in accordance with Section 24 (1) (c) of the Exchequer and Audit Act, Chapter 69:01 as amended by Act No. 23 of 1998, has been reconciled with the records of the Comptroller of Accounts.

2011 January, *21*
.....
Date


.....
Receiver of Revenue
Comptroller of Accounts
Ministry of Finance

**STATEMENT
OF RECEIPTS AND DISBURSEMENTS
FOR THE
FINANCIAL YEAR ENDED
2010 SEPTEMBER 30

COMPTROLLER OF CUSTOMS AND
EXCISE
MINISTRY OF FINANCE**

**STATEMENTS OF RECEIPTS AND DISBURSEMENTS
FOR THE FINANCIAL YEAR 2010**

Section A - Summary

RECEIVER OF REVENUE
MINISTRY/DEPARTMENT
DIVISION

FN 3- COMPTROLLER OF CUSTOMS AND EXCISE
MINISTRY OF FINANCE
CUSTOMS AND EXCISE DIVISION

RECEIPTS:

Revenue Heads	Cash \$	I.D.A /OSM \$	Total \$
03- Taxes on Goods and Services	968,554,110.46	18,000.00	968,572,110.46
04- Taxes on International Trade	1,875,464,835.03	25,249,003.97	1,900,713,839.00
07- Other Non-Tax Revenue	55,068,143.65	1,183,861.95	56,252,005.60
TOTAL	2,899,087,089.14	26,450,865.92	2,925,537,955.06
DISBURSEMENTS TO: EXCHEQUER ACCOUNT Revenue Heads	Cash \$	I.D.A /OSM \$	Total \$
03- Taxes on Goods and Services	968,554,110.46	18,000.00	968,572,110.46
04- Taxes on International Trade	1,875,464,835.03	25,249,003.97	1,900,713,839.00
07- Other Non-Tax Revenue	55,068,143.65	1,183,861.95	56,252,005.60
TOTAL	2,899,087,089.14	26,450,865.92	2,925,537,955.06

BALANCE IN HAND AS AT 2010 SEPTEMBER 30

0.00

**STATEMENT OF RECEIPTS AND DISBURSEMENTS
FOR THE FINANCIAL YEAR 2010**

Section B- Details of Revenue

RECEIVER OF REVENUE
MINISTRY/DEPARTMENT
DIVISION:
REVENUE HEAD:

FN3- COMPTROLLER OF CUSTOMS & EXCISE
MINISTRY OF FINANCE
CUSTOMS AND EXCISE DIVISION
03 - TAXES ON GOODS AND SERVICES

No.	Sub-Head/Item/Sub-Item	2010 Estimates	2010		
			Cash	Non Cash I.D.A./OSM	Total
		\$ c	\$ c	\$ c	\$ c
01	<u>Purchase Tax</u>				
FN3	COMPTROLLER OF CUSTOMS & EXCISE MINISTRY OF FINANCE				
001	Purchase Tax	120,000.00	124,351.66	0.00	124,351.66
02	<u>Excise Duties</u>				
FN3	COMPTROLLER OF CUSTOMS & EXCISE MINISTRY OF FINANCE				
001	Rum & Spirits	165,700,000.00	156,073,632.91	0.00	156,073,632.91
002	Beer Duty	216,300,000.00	201,836,521.63	0.00	201,836,521.63
003	Oil (Petrol)	96,000,000.00	104,958,729.24	0.00	104,958,729.24
006	Cigarettes	252,000,000.00	240,505,492.00	0.00	240,505,492.00
007	Malta Beverage	1,675,000.00	1,748,954.89	0.00	1,748,954.89
04	<u>Liquor & Misc. Bus. Licence & Fees</u>				
FN3	COMPTROLLER OF CUSTOMS & EXCISE MINISTRY OF FINANCE				
001	Spirit Retailers, Port-of-Spain	309,000.00	369,112.50	0.00	369,112.50
002	Spirit Retailers, San Fernando	200,000.00	6,975.00	0.00	6,975.00
003	Spirit Retailers, Towns	336,000.00	494,887.50	0.00	494,887.50
004	Spirit Retailers, Elsewhere	2,050,000.00	2,128,000.00	0.00	2,128,000.00
005	Spirit Grocers , Port-Of-Spain	350,000.00	380,970.00	0.00	380,970.00
006	Spirit Grocers, San Fernando	168,000.00	153,000.00	0.00	153,000.00
007	Spirit Grocers, Elsewhere	961,000.00	1,065,075.00	0.00	1,065,075.00
008	Spirit Dealers	79,000.00	66,600.00	0.00	66,600.00
009	Special Hotel Up To 15 Bedrooms	170,000.00	177,750.00	0.00	177,750.00
010	Special Hotel Up To 16-49 Bedrooms	108,000.00	171,000.00	0.00	171,000.00
011	Special Hotel Up To 50-150 Bedrooms	60,000.00	74,250.00	0.00	74,250.00
012	Special Hotel More Than 150 Bedrooms	36,000.00	36,000.00	0.00	36,000.00
013	Hotel Spirit Up To 15 Bedrooms	20,000.00	18,000.00	0.00	18,000.00
014	Hotel Spirit 16-49 Bedrooms	6,750.00	12,375.00	0.00	12,375.00
015	Hotel Spirit 50-150 Bedrooms	2,250.00	4,500.00	0.00	4,500.00
016	Hotel Spirit More Than 150 Bedrooms	0.00	0.00	0.00	0.00
017	Restaurant ,Port-Of-Spain	17,000.00	12,375.00	0.00	12,375.00
018	Restaurant,San Fernando	49,000.00	55,687.50	0.00	55,687.50
	CARRIED FORWARD	736,717,000.00	710,474,239.83	0.00	710,474,239.83

**STATEMENT OF RECEIPTS AND DISBURSEMENTS
FOR THE FINANCIAL YEAR 2010**

Section B- Details of Revenue

RECEIVER OF REVENUE
MINISTRY/DEPARTMENT
DIVISION:
REVENUE HEAD:

**FN3- COMPTROLLER OF CUSTOMS & EXCISE
MINISTRY OF FINANCE
CUSTOMS AND EXCISE DIVISION
03 - TAXES ON GOODS AND SERVICES**

No.	Sub-Head/Item/Sub-Item	2010 Estimates	Non Cash		Total
			Cash	I.D.A./OSM	
	BROUGHT FORWARD	\$ c 736,717,000.00	\$ c 710,474,239.83	\$ c 0.00	\$ c 710,474,239.83
04	<u>Liquor & Misc. Bus. Licence & Fees- Cont'd</u>				
019	Restaurant,Elsewhere	276,000.00	273,937.05	0.00	273,937.05
020	Special Restaurant,Port-Of-Spain	500,000.00	525,750.00	0.00	525,750.00
021	Special Restaurant,San Fernando	540,000.00	592,575.00	0.00	592,575.00
022	Special Restaurant,Elsewhere	1,610,000.00	1,936,818.75	0.00	1,936,818.75
023	Night Bar,Port-Of-Spain	0.00	0.00	0.00	0.00
024	Night Bar,San Fernando	0.00	0.00	0.00	0.00
025	Night Bar ,Elsewhere	4,500.00	4,500.00	0.00	4,500.00
026	Wine Retailers, Port-Of-Spain	34,900.00	27,167.75	0.00	27,167.75
027	Wine Retailers,San Fernando	9,000.00	5,625.00	0.00	5,625.00
028	Wine Retailers,Elsewhere	25,000.00	22,940.62	0.00	22,940.62
029	Wine Merchants	7,000.00	3,037.50	0.00	3,037.50
030	Distillers	5,000.00	5,000.00	0.00	5,000.00
031	Still Dealer	100.00	0.00	0.00	0.00
032	Compounders	2,250.00	3,125.00	0.00	3,125.00
033	Methylated Spirits	1,500.00	1,600.00	0.00	1,600.00
034	Medicinal Spirits	75.00	50.00	0.00	50.00
035	Vinegar Manufacturers	500.00	250.00	0.00	250.00
036	Bay Rum & Perfumed Spirits	1,250.00	875.00	0.00	875.00
037	Brewers	4,000.00	4,000.00	0.00	4,000.00
038	Clubs	850,000.00	915,200.00	0.00	915,200.00
05	<u>Motor Vehicles Taxes and Duties</u>				
FN3	COMPTROLLER OF CUSTOMS & EXCISE MINISTRY OF FINANCE				
001	Motor Vehicles Taxes	206,676,000.00	251,334,671.72	18,000.00	251,352,671.72
06	<u>Other</u>				
FN3	COMPTROLLER OF CUSTOMS & EXCISE MINISTRY OF FINANCE				
001	Broadcasting Transmitting & Receiving Sets	0.00	0.00	0.00	0.00
003	Dealers Licences-Wireless Telegraphy	0.00	0.00	0.00	0.00
004	Copra Manufacturers	325.00	150.00	0.00	150.00
	CARRIED FORWARD	947,264,400.00	966,131,513.22	18,000.00	966,149,513.22

**STATEMENT OF RECEIPTS AND DISBURSEMENTS
FOR THE FINANCIAL YEAR 2010**

Section B- Details of Revenue

RECEIVER OF REVENUE
MINISTRY/DEPARTMENT
DIVISION:
REVENUE HEAD:

FN3- COMPTROLLER OF CUSTOMS & EXCISE
MINISTRY OF FINANCE
CUSTOMS AND EXCISE DIVISION
03 - TAXES ON GOODS AND SERVICES

No.	Sub-Head/Item/Sub-Item	2010 Estimates			
			Cash	Non Cash I.D.A./OSM	Total
	BROUGHT FORWARD	\$ c 947,264,400.00	\$ c 966,131,513.22	\$ c 18,000.00	\$ c 966,149,513.22
08	<u>Alcohol & Tobacco Taxes</u>				
FN3	COMPTROLLER OF CUSTOMS & EXCISE MINISTRY OF FINANCE				
001	Alcoholic & Other Beverages Tax	0.00	0.00	0.00	0.00
002	Tobacco Tax	1,715,000.00	2,422,597.24	0.00	2,422,597.24
	TOTAL	948,979,400.00	968,554,110.46	18,000.00	968,572,110.46
Disbursement to Exchequer A/C		948,979,400.00	968,554,110.46	18,000.00	968,572,110.46

**STATEMENT OF RECEIPTS AND DISBURSEMENTS
FOR THE FINANCIAL YEAR 2010**

Section B - Details of Revenue

**RECEIVER OF REVENUE
MINISTRY/ DEPARTMENT
DIVISION
REVENUE HEAD:**

**FN-3 COMPTROLLER OF CUSTOMS & EXCISE
MINISTRY OF FINANCE
CUSTOMS AND EXCISE DIVISION
04 - TAXES ON INTERNATIONAL TRADE**

No.	Sub-Head/Item/Sub-Item	2010 Estimates			
			Cash	Non Cash I.D.A./OSM	Total
		\$ c	\$ c	\$ c	\$ c
01	<u>Import Duties</u>				
FN3	COMPTROLLER OF CUSTOMS & EXCISE MINISTRY OF FINANCE				
001	Import Duties	2,000,000,000.00	1,873,830,006.19	25,249,003.97	1,899,079,010.16
002	Stamp Duties on Bills of Entry	2,175.00	14,235.01	0.00	14,235.01
004	Special Tax-Household Effects	960,000.00	812,410.11	0.00	812,410.11
005	Import Surcharge	1,074,000.00	5,906.87	0.00	5,906.87
02	<u>Other</u>				
FN3	COMPTROLLER OF CUSTOMS & EXCISE MINISTRY OF FINANCE				
001	Miscellaneous	0.00	0.00	0.00	0.00
002	Anti-dumping Duty	338,000.00	802,276.85	0.00	802,276.85
003	Countervailing Duty	0.00	0.00	0.00	0.00
	TOTAL	2,002,374,175.00	1,875,464,835.03	25,249,003.97	1,900,713,839.00
	Disbursements to Exchequer A/C	2,002,374,175.00	1,875,464,835.03	25,249,003.97	1,900,713,839.00

**STATEMENT OF RECEIPTS AND DISBURSEMENTS
FOR THE FINANCIAL YEAR 2010**

Section B- Details of Revenue

**RECEIVER OF REVENUE
MINISTRY/DEPARTMENT
DIVISION:
REVENUE HEAD:**

**FN3-COMPTROLLER OF CUSTOMS AND EXCISE
MINISTRY OF FINANCE
CUSTOMS AND EXCISE DIVISION
07 - OTHER NON-TAX REVENUE**

No.	Sub-Head/Item/Sub-Item	2010 Estimates		Non Cash I.D.A./OSM		Total	
		\$	c	\$	c	\$	c
01	<u>Administrative Fees & Charges</u>						
FN3	COMPTROLLER OF CUSTOMS & EXCISE MINISTRY OF FINANCE						
001	Comptroller Of Customs & Excise	7,500,000.00		12,837,171.19		(22,332.46)	12,814,838.73
002	Processing Of Bills Of Sight	1,500,000.00		501,550.00		(52,405.59)	449,144.41
003	Container Processing Fees	40,500,000.00		37,546,299.58		0.00	37,546,299.58
02	<u>Fines & Forfeitures</u>						
FN3	COMPTROLLER OF CUSTOMS & EXCISE MINISTRY OF FINANCE						
001	Fines & Seizures	3,000,000.00		3,612,696.88		1,258,600.00	4,871,296.88
04	<u>Non Industrial Sales</u>						
FN3	COMPTROLLER OF CUSTOMS & EXCISE MINISTRY OF FINANCE						
001	Sale Of Spirit Stock Books	4,700.00		3,700.00		0.00	3,700.00
002	Sale Of Certificate Books(Spirit Removal)	145,000.00		120,522.00		0.00	120,522.00
003	Sale Of Certificate Books(Petrol Removal)	20,000.00		0.00		0.00	0.00
004	Sale of Goods	0.00		0.00		0.00	0.00
06	<u>Other</u>						
FN3	COMPTROLLER OF CUSTOMS & EXCISE MINISTRY OF FINANCE						
001	Excise Warehouse	568,000.00		446,204.00		0.00	446,204.00
	Total	53,237,700.00		55,068,143.65		1,183,861.95	56,252,005.60
	Disbursements to Exchequer A/C	53,237,700.00		55,068,143.65		1,183,861.95	56,252,005.60

**STATEMENTS OF RECEIPTS AND DISBURSEMENTS
FOR THE FINANCIAL YEAR 2010**

Section C- Notes to the Accounts

1.

Notes	Sub-Head/Item/Sub-Item	Amounts C/F in financial year 2011	Departmental Receipt No. and Date	COA Receipt No. and Date
NIL	NIL	NIL	NIL	NIL

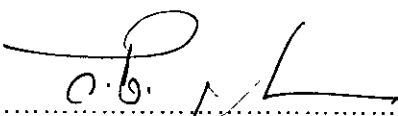
2. The amount of \$4,765,685.39 was correctly recorded under 4/1/FN3/1 in our cash book, however the deposit voucher was incorrectly worded 4/1/FN3/5

Section D- Certification

CERTIFICATE

I hereby certify that the Statement of Receipts and Disbursements for the financial year ended 2010 September 30, submitted in accordance with Section 24 (1) (c) of the Exchequer and Audit Act, Chapter 69:01 as amended by Act No. 23 of 1998, has been reconciled with the records of the Comptroller of Accounts.

Date: 2011 January 28th


 Receiver of Revenue
 Comptroller of Customs and Excise
 Ministry of Finance

**STATEMENT
OF RECEIPTS AND DISBURSEMENTS
FOR THE
FINANCIAL YEAR ENDED
2010 SEPTEMBER 30**

**CHAIRMAN BOARD OF INLAND
REVENUE
MINISTRY OF FINANCE**

**STATEMENT OF RECEIPTS AND DISBURSEMENTS
FOR THE FINANCIAL YEAR 2010**

Section A: Summary

Receiver of Revenue:
Ministry/Department:
Division:

FN2: Chairman, Board of Inland Revenue
Ministry of Finance
Inland Revenue Division

Receipts

Revenue Heads	Cash \$	I.D.A./OSM \$	TOTAL \$
01 Taxes on Income and Profit	26,460,946,854.04	236,644,645.84	26,224,302,208.20
02 Taxes on Property	22,140,484.20	0.00	22,140,484.20
03 Taxes on Goods and Services	9,754,437,492.06	3,382,084,232.30	6,372,353,259.76
05 Other Taxes	171,691,322.88	0.00	171,691,322.88
07 Other Non Tax Revenue	52,279.48	0.00	52,279.48
09 Capital Revenue	0.00	0.00	0.00
TOTAL	36,409,268,432.66	3,618,728,878.14	32,790,539,554.52
DISBURSEMENT TO: EXCHEQUER ACCOUNT			
Revenue Heads	Cash \$	I.D.A./OSM \$	TOTAL \$
01 Taxes on Income and Profit	26,460,946,854.04	236,644,645.84	26,224,302,208.20
02 Taxes on Property	22,140,484.20	0.00	22,140,484.20
03 Taxes on Goods and Services	9,754,437,492.06	3,382,084,232.30	6,372,353,259.76
05 Other Taxes	171,691,322.88	0.00	171,691,322.88
07 Other Non Tax Revenue	52,279.48	0.00	52,279.48
09 Capital Revenue	0.00	0.00	0.00
TOTAL	36,409,268,432.66	3,618,728,878.14	32,790,539,554.52

BALANCE ON HAND AT 2010 SEPTEMBER 30

0.00

**STATEMENT OF RECEIPTS AND DISBURSEMENTS
FOR THE FINANCIAL YEAR 2010**

Section B: Details of Revenue

Receiver of Revenue:
Ministry/Department:
Division:

FN2: Chairman, Board of Inland Revenue
Ministry of Finance
Inland Revenue Division

No	Sub Head/Item/ Sub Item	2010 Estimates	Actual Receipts		
			Cash	Non Cash (I.D.A. Overseas Mission)	Total
1	01 Oil Companies	8,983,460,000	13,834,359,052.22	0.00	13,834,359,052.22
	02 Other Companies	5,368,700,000	6,629,605,578.20	75,979.04	6,629,529,599.16
	03 Individuals	4,172,200,000	4,700,446,981.86	233,060,794.90	4,467,386,186.96
	04 Withholding Tax	1,137,147,000	880,505,357.55	0.00	880,505,357.55
	05 Insurance Surrender Tax	21,886,000	22,031,062.29	0.00	22,031,062.29
	06 National Recovery Impost	0	0.00	0.00	0.00
	07 Business Levy	192,082,000	209,121,958.33	3,470,206.82	205,651,751.51
	09 Health Surcharge	180,138,000	184,876,863.59	37,665.08	184,839,198.51
2	01 Land and Building Taxes	325,000,000	22,140,484.20	0.00	22,140,484.20
3	05/001 Motor Vehicle Taxes	2,000,000	2,497,245.48	0.00	2,497,245.48
	05/003 Tax On Transfer of Used Vehicles	53,250,000	44,836,410.00	0.00	44,836,410.00
	06/001 Auctioneers	4,500	5,000.00	0.00	5,000.00
	06/004 Tax Clearance Certificate	652,000	736,736.00	0.00	736,736.00
	06/005 Money Lenders	55,000	69,000.00	0.00	69,000.00
	06/006 Pawnbrokers	27,500	33,200.00	0.00	33,200.00
	06/015 Hotel Room Tax	53,000,000	46,157,635.30	0.00	46,157,635.30
	06/019 Transaction Tax on Financial Services	54,883,000	53,230,420.62	0.00	53,230,420.62
	06/020 Insurance Premium Tax	146,094,000	166,722,061.89	0.00	166,722,061.89
	06/021 Club Gaming Tax	22,491,000	25,788,640.17	0.00	25,788,640.17
	07/001 Value Added Tax	6,750,000,000	9,414,361,142.60	3,382,084,232.30	6,032,276,910.30
5	01 Stamp Duties	180,500,000	171,691,322.88	0.00	171,691,322.88
7	01/001 Cinematograph Arrangement	500	0.00	0.00	0.00
	002 Warden Search Fees	60,000	52,279.48	0.00	52,279.48
	003 Pension Plan Registration	500	0.00	0.00	0.00
9	10/002 Regulated Industries Commission Deposits of Amounts Appropriated in the Fiscal Years 2006 and 2007	0		0.00	0.00
TOTAL		27,643,631,000	36,409,268,432.66	3,618,728,878.14	32,790,539,554.52

**STATEMENT OF RECEIPTS AND DISBURSEMENTS
FOR THE FINANCIAL YEAR 2010**

Section C – Notes to the Accounts

Notes	Sub-Head/Item/Sub-Item	Amounts C/F in Financial Year 2010 \$	Departmental Receipt No. and Date	COA Receipt No. and Date
1	05 Other Taxes 001 Stamp Duties	765,973.25		BE889599-09-06-2010 BE889600-09-06-2010 BE859739-09-06-2010 BE889739-09-06-2010 BE889752-11-06-2010
2	03 Taxes on Goods and Services 05 Motor Vehicle Taxes and Duties 001 Motor Vehicle Taxes and Duties	1,947,435.74		A248396-16-12-2009 A248394-16-12-2009 A248718-26-12-2009 A248917-04-01-2010 A254874-16-04-2010 A249490-09-01-2010 A253058-30-03-2010 A253059-10-03-2010 A254804-14-04-2010 A254990-19-04-2010 A255213-23-04-2010 A255337-20-04-2010 A255635-04-05-2010 A258624-28-05-2010 A255790-07-05-2010 A259267-04-06-2010 A259727-24-06-2010 A259720-24-06-2010 A260024-30-06-2010 A260026-30-06-2010 A260156-06-01-2010 A261077-29-07-2010 A261293-26-07-2010 A261788-18-08-2010 A262467-06-09-2010 A263529-28-09-2010 A263790-30-09-2010 A254675-12-04-2010 A254805-14-04-2010 A255211-23-04-2010 A258053-13-05-2010 A258671-28-05-2010 A258488-26-05-2010

Notes	Sub-Head/Item/Sub-Item	Amounts C/F in Financial Year 2010 \$	Departmental Receipt No. and Date	COA Receipt No. and Date
2	03 Taxes on Goods and Services 05 Motor Vehicle Taxes and Duties Motor Vehicle Taxes and Duties			A259724-24-06-2010 A260154-06-07-2010 A261204-03-08-2010 A261208-03-08-2010 A261926-30-08-2010 A261801-18-08-2010 A261928-20-08-2010 A262465-06-09-2010 A263437-28-09-2010 A246574-27-10-2009 A246637-28-10-2009 A247926-13-11-2009 A247300-13-11-2009 A247613-23-11-2009 A247950-02-12-2009 A246386-21-10-2009 A246899-04-11-2009 A247385-17-11-2009 A247502-19-11-2009 A247614-23-11-2009 A247807-30-11-2009 A248034-04-12-2009 A248392-16-12-2009 A248916-04-01-2010 A249247-12-01-2010 A249642-22-01-2010 A252898-25-02-2010 A253065-02-03-2010

Explanation as to why the Department balance and the Treasury balance differs:

- 1 Difference represents amount collected at South Regional Office on dates 2010-05-26, 2010-05-28, 2010-06-01, 2010-06-07 and were incorrectly posted to Revenue Head: 4/02/002.
- 2 Difference represents amount collected for period 2009-10-15 to 2010-09-30 at the Cashiers' Unit Port of Spain and deposited under head 3/5/FN3/001 instead of Revenue Head 3/5/FN2/001.

Section D: Certification

CERTIFICATE

I hereby certify that the Statement of Receipts and Disbursements for the Financial Year ended 2010 September 30 submitted in accordance with Section 24 (1) (c) of the Exchequer and Audit Act, Chapter 69:01 as amended by Act No: 23 of 1998 has been reconciled with the Comptroller of Accounts.

2011 January 23
.....

Date

Dudley Ho
.....

**Receiver of Revenue
Chairman, Board of Inland Revenue
Ministry of Finance**

**CHAIRMAN
BOARD OF INLAND REVENUE**

SECTION 6

**REPORT ON THE GOVERNMENT
EMPLOYEES' PROVIDENT FUND**

FOR THE

FINANCIAL YEAR ENDED

2010 SEPTEMBER 30



MINISTRY OF FINANCE

*Pensions Management Branch
Treasury Division
Treasury Building
Treasury Street
PORT OF SPAIN*

COA: 21/0/23 Sub. XXXI

2011, January, 31

Permanent Secretary
Ministry of Finance
Level 8 Eric Williams
Finance Building
Independence Square
Port of Spain.

Madam,

**REPORT OF THE GOVERNMENT EMPLOYEES' PROVIDENT FUND FOR
THE FINANCIAL YEAR ENDED 2010, SEPTEMBER 30**

I have the honour to submit my report on the working of the Government Employees' Provident Fund for the financial year ended 2010, September 30. This fund is governed by the Provident Fund Act Chapter 23:57 as amended by Section 2(b)(ii) of the Finance (Miscellaneous Provisions) Act No. 39 of 2000.

Yours faithfully,


.....
Comptroller of Accounts

**THE PROVIDENT FUND
STATEMENT OF RECEIPTS AND PAYMENTS
FOR THE FINANCIAL YEAR ENDED 2010, SEPTEMBER 30**


YEAR ENDED 2009.09.30						YEAR ENDED 2010.09.30
\$	\$			\$		\$
		RECEIPTS				
		<u>Opening Balances</u>				
732,665.17		Compulsory Deposits		647,144.42		
<u>726,989.63</u>	1,459,654.80	Government Bonus		<u>641,299.33</u>		1,288,443.75
		<u>Deposits</u>				
9,010.13		Compulsory Deposits		7,062.20		
<u>9,010.13</u>	18,020.62	Bonus		<u>7,062.20</u>		14,124.40
		<u>Interest</u>				
19,654.15		Compulsory Deposits		7,450.61		
19,484.60		Government Bonus		7,450.61		
<u>6,649.13</u>	<u>45,787.88</u>	Excess earned on Investment		<u>684.81</u>		<u>15,586.03</u>
	<u>1,523,463.30</u>	TOTAL				<u>1,318,154.18</u>
		<u>PAYMENTS</u>				
114,185.21		Compulsory Deposits		85,452.97		
114,185.21		Bonus with Interest		85,452.97		
<u>6,649.13</u>		Contribution to cost of Administering the Fund		684.81		
	235,019.55	Amount transferred to Unpaid Provident Fund		<u>733,942.68</u>		905,533.43
		<u>Amounts Forfeited and Surrendered</u>				
NIL		Provident Fund Bonus		NIL		
NIL		Interest on Compulsory Deposits		NIL		
NIL	NIL	Interest on Bonus		NIL		NIL
		<u>Balances Carried Forward</u>				
647,144.42		Compulsory Deposits		206,310.38		
<u>641,299.33</u>	<u>1,288,443.75</u>	Bonus		<u>206,310.37</u>		<u>412,620.75</u>
	<u>1,523,463.30</u>	TOTAL				<u>1,318,154.18</u>

**THE PROVIDENT FUND
BALANCE SHEET AS AT 2010, SEPTEMBER 30**

2009.09.30		2010.09.30
<u>ASSETS</u>		
\$		\$
488,443.75	Cash in hands of the Comptroller of Accounts	412,620.75
800,000.00	Investment with the Trinidad and Tobago Unit Trust Corporation	NIL
1,288,443.75	TOTAL ASSETS	412,620.75
<u>LIABILITIES</u>		
647,144.42	Compulsory Deposits	206,310.38
641,299.33	Bonus credited to Depositors	206,310.37
1,288,443.75	TOTAL LIABILITIES	412,620.75



**TREASURY DIRECTOR
PENSIONS MANAGEMENT**



COMPTROLLER OF ACCOUNTS

THE PROVIDENT FUND
NOTES TO THE FINANCIAL STATEMENT
FOR THE YEAR ENDED 2010, SEPTEMBER 30

1. **DEPOSITORS**

No new employees joined the fund during the period. There are ledger cards for 548 depositors. Two depositors retired during the year ended 2010, September 30. Details are given in the Appendix I.

2. **CONTRIBUTIONS**

The amount of compulsory depositors received was \$7,062.20 and the Government's contribution towards bonus was \$7,062.20 provided out of the Consolidated Fund. Hereunder, is a comparative statement of the receipts for the Financial Years 2009 and 2010.

	<u>Financial Year</u> <u>Ended 2009, Sept. 30</u>	<u>Financial Year</u> <u>Ended 2010, Sept. 30</u>	<u>(Decrease)</u> <u>Increase</u>
	\$	\$	\$
Compulsory Deposits	9,010.31	7,062.20	(1,948.11)
Bonus	9,010.13	7,062.20	(1,948.11)
TOTAL	<u>18,020.62</u>	<u>14,124.40</u>	<u>(3,896.22)</u>

3. **WITHDRAWALS**

Two depositors retired during the financial year ended 2010, September 30 and received \$85,452.97 as a refund of their compulsory deposits and \$85,452.97 as Government bonus, giving a total of \$170,905.94 withdrawn from the Fund.

THE PROVIDENT FUND
NOTES TO THE FINANCIAL STATEMENT
FOR THE YEAR ENDED 2010, SEPTEMBER 30 (cont'd).

4. **GRATUITIES**

Gratuities, which were provided wholly out of the Consolidated Fund, amounted to \$62,045.21 and was issued in respect of one (1) depositors.

5. **INVESTMENTS**

The Investment made on behalf of the Provident Fund was terminated during the Financial Year to facilitate the payment of active members who retired during the year.

2009 September - 2009 November	-	\$6,103.38	Credited to 112/7 on 2009.12.01
2009 December - 2010 February	-	\$4,689.11	Credited to 112/7 on 2010.03.01
2010 March - 2010 May	-	\$4,375.94	Credited to 112/7 on 2010.06.01
2010 June - 2010 August	-	\$ 417.60	Credited to 112/7 on 2010.09.01
TOTAL		<u>\$15,586.03</u>	

6. **INTEREST**

Interest accrued was applied as shown hereunder: -

Interest received in financial year 2009/2010	\$15,586.03
LESS: Interest credited to Depositors Accounts For the period 2009/10/01 – 2010/09/30	<u>\$14,901.22</u>
Sub-Total	\$ 684.81
Excess Interest applied to cost of administration of the Fund	<u>\$ 684.81</u>

THE PROVIDENT FUND
NOTES TO THE FINANCIAL STATEMENT
FOR THE YEAR ENDED 2010, SEPTEMBER 30 (cont'd).

Payment was made at the rate of 3% per annum on their compulsory deposits and bonuses as at 2010, September 30.

The excess interest in the sum of \$684.81 was applied towards recovery of the cost of administration of the Fund and was credited to General Revenue.

7. **COST OF ADMINISTERING THE FUND**

Section 34 of the Provident Fund Act Chap. 23:57 provides for any surplus on the interest earned on the invested portion of the Fund, after paying depositors' interest for the year, to be withdrawn from the interest account and applied in reduction of the cost of administration of the Fund up to the limit of such cost for that year. In accordance with this provision, the amount of \$684.81 being excess interest for the financial year ended 2010, September 30 was withdrawn and applied to the cost of administration of the Fund. The balance of the cost, \$69,995.19, was borne by the Consolidated Fund.

8. **BALANCE OF THE FUND**

The balance of the Provident Fund Deposit Account at 2010, September 30 was \$412,620.75

9. **CASH IN BANK**

The sum of \$412,620.75 forms part of the Treasury Deposits Bank Account.

10. **INACTIVE ACCOUNTS**

All balances on the Inactive Accounts were transferred to a Treasury Deposit Account for holding until any claims are made.

APPENDIX I

PROVIDENT FUND: NUMBER OF DEPOSITORS IN THE FUND
AS AT 2010, SEPTEMBER 30.

MINISTRIES/ DEPARTMENTS	No. of Depositors Reported at 2009.10.01	No. of Depositors Verified on Ledgers at 2010.09.30	Differences	No. of Depositors Joined During 2009.10.01 – 2010.09.30	No. of Inactive Accounts Transferred To Unpaid Provident Fund	No. of Depositors Retired During 2009.10.01 – 2010.09.30	No. of Depositors at 2010.09.30 (1 – 5+6)
	(1)	(2)	(3)	(4)	(5)	(6)	(7)
Agriculture, Land and Marine Resources	42	1	1	-	40	1	1
County Council	58	0	0	-	58		0
Education	14	0	0	-	14		0
Forestry	51	0	0	-	51		0
President House	3	0	0	-	3		0
Harbour Master	4	1	0	-	3		1
Health	84	4	1	-	79	1	4
Naval and Military	4	0	0	-	4		0
Police	3	0	0	-	3		0
Printing and Stationery	1	0	0	-	1		0
Post Offices	3	0	0	-	3		0
Energy	1	0	0	-	1		0
Works and Transport	176	0		-	176		0
Option	11	0	0		11		0
W.A.S.A.	83	0		-	83		0
Railway	12	0			12		0
TOTAL	550	6	2	-	542	2	6

**PROVIDENT FUND – COST OF ADMINISTERING THE
FUND DURING THE FINANCIAL YEAR ENDED 2010, SEPTEMBER 30**

<u>PART SALARY OF OFFICERS</u>		
Part Salary of Director, Pensions Administration (Range 68)	\$ 18,000.00	
Part Salary of Clerk Stenographer II (Range 20)	<u>\$ 14,982.00</u>	\$ 32,982.00
<u>FULL SALARY OF OFFICER</u>		
1 Assistant Treasury Officer (Range 31C)	<u>\$ 37,698.00</u>	\$ 37,698.00
		\$ 70,680.00

